
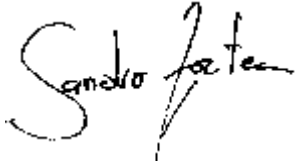


<b>00</b>	PIANO REGOLATORE DELL'ILLUMINAZIONE COMUNALE – PRIC – DEL COMUNE DI SCURELLE (TN)	<i>censimento</i>	
<b>SEZ</b>		Pag. 1 di 143	25_09_rel.doc

<b>COMUNE DI SCURELLE</b>	<b>PROVINCIA DI TRENTO</b>
<b>PIANO REGOLATORE DELL'ILLUMINAZIONE COMUNALE – PRIC – DEL COMUNE DI SCURELLE (TN)</b>	

**CENSIMENTO PUNTI LUCE**

Il Tecnico   <b>Per.Ind. Sandro Zortea</b> 38050 Ospedaletto (Tn) via Roma 64	apr. 2012	





**PIANO REGOLATORE  
DELL'ILLUMINAZIONE COMUNALE  
-PRIC -  
DEL COMUNE DI SCURELLE (TN)**




00	apr. 2012	Emissione della documentazione
Revisioni	Data	Descrizione delle modifiche


<b>00</b>	PIANO REGOLATORE DELL'ILLUMINAZIONE COMUNALE – PRIC – DEL COMUNE DI SCURELLE (TN)	<i>censimento</i>	
<b>SEZ</b>		Pag. 2 di 143	25_09_rel.doc


COD.	<b>01</b>	VIA Tommaso Bonvecchio																																					
	<b>CARATT.MECCANICHE</b>		<b>POSA</b>																																				
	<table border="1"> <tr><td></td><td>PALO</td><td></td><td>CLS</td></tr> <tr><td></td><td>CILINDRICO</td><td>x</td><td>FE</td></tr> <tr><td>x</td><td>RASTREMATO</td><td></td><td>PVC</td></tr> <tr><td></td><td>CONICO</td><td></td><td>LEGNO</td></tr> </table>		PALO		CLS		CILINDRICO	x	FE	x	RASTREMATO		PVC		CONICO		LEGNO	<table border="1"> <tr><td>x</td><td>POZZ.</td><td></td><td>SCATOLA</td></tr> <tr><td></td><td>CLS</td><td></td><td>PVC</td></tr> <tr><td>x</td><td>FE</td><td></td><td>FE</td></tr> <tr><td></td><td>PVC</td><td></td><td>INCASSO</td></tr> <tr><td></td><td></td><td></td><td>ESTERNA</td></tr> </table>	x	POZZ.		SCATOLA		CLS		PVC	x	FE		FE		PVC		INCASSO				ESTERNA	<b>DIMENSIONI</b>
	PALO		CLS																																				
	CILINDRICO	x	FE																																				
x	RASTREMATO		PVC																																				
	CONICO		LEGNO																																				
x	POZZ.		SCATOLA																																				
	CLS		PVC																																				
x	FE		FE																																				
	PVC		INCASSO																																				
			ESTERNA																																				
<b>IDENTIFICAZIONE</b>		<b>CARATT.ELETTRICHE</b>																																					
<table border="1"> <tr><td colspan="2">COORD. GPS</td></tr> <tr><td>MARCA</td><td></td></tr> <tr><td>TIPO</td><td></td></tr> <tr><td>QUADRO</td><td></td></tr> </table>		COORD. GPS		MARCA		TIPO		QUADRO		<table border="1"> <tr><td></td><td>IP</td><td></td><td></td></tr> <tr><td></td><td>CLASSE</td><td>1</td><td></td></tr> <tr><td></td><td>CUT OFF</td><td></td><td></td></tr> <tr><td></td><td>SEMI CUT OFF</td><td>x</td><td></td></tr> <tr><td></td><td>LINEA</td><td>Fg7or</td><td></td></tr> <tr><td></td><td>SEZ.</td><td>4x1x6</td><td></td></tr> <tr><td>x</td><td>PE</td><td></td><td></td></tr> </table>			IP				CLASSE	1			CUT OFF				SEMI CUT OFF	x			LINEA	Fg7or			SEZ.	4x1x6		x	PE		
COORD. GPS																																							
MARCA																																							
TIPO																																							
QUADRO																																							
	IP																																						
	CLASSE	1																																					
	CUT OFF																																						
	SEMI CUT OFF	x																																					
	LINEA	Fg7or																																					
	SEZ.	4x1x6																																					
x	PE																																						
Note:		<b>POSIZIONE</b>																																					
		<table border="1"> <tr><td></td><td>SEDE STRADALE</td></tr> <tr><td></td><td>BANCHINA</td></tr> <tr><td>x</td><td>MARCIAPIEDE</td></tr> <tr><td></td><td>ALTRO</td></tr> </table>			SEDE STRADALE		BANCHINA	x	MARCIAPIEDE		ALTRO																												
	SEDE STRADALE																																						
	BANCHINA																																						
x	MARCIAPIEDE																																						
	ALTRO																																						
		Note:																																					
		<b>CONDIZIONI</b>																																					
		<table border="1"> <tr><td colspan="4">SOSTEGNO</td></tr> <tr><td>?</td><td>-</td><td>↻</td><td></td></tr> <tr><td></td><td></td><td>x</td><td></td></tr> <tr><td colspan="4">DIFFUSORE</td></tr> <tr><td>?</td><td>-</td><td>↻</td><td></td></tr> <tr><td></td><td></td><td>x</td><td></td></tr> <tr><td colspan="4">GENERALE</td></tr> <tr><td>?</td><td>-</td><td>↻</td><td></td></tr> <tr><td></td><td></td><td>x</td><td></td></tr> </table>		SOSTEGNO				?	-	↻				x		DIFFUSORE				?	-	↻				x		GENERALE				?	-	↻				x	
SOSTEGNO																																							
?	-	↻																																					
		x																																					
DIFFUSORE																																							
?	-	↻																																					
		x																																					
GENERALE																																							
?	-	↻																																					
		x																																					

COD.	<b>02</b>	VIA Tommaso Bonvecchio																																					
	<b>CARATT.MECCANICHE</b>		<b>POSA</b>																																				
	<table border="1"> <tr><td></td><td>PALO INC.</td><td></td><td>CLS</td></tr> <tr><td></td><td>CILINDRICO</td><td>x</td><td>FE</td></tr> <tr><td>x</td><td>RASTREMATO</td><td></td><td>PVC</td></tr> <tr><td></td><td>CONICO</td><td></td><td>LEGNO</td></tr> </table>		PALO INC.		CLS		CILINDRICO	x	FE	x	RASTREMATO		PVC		CONICO		LEGNO	<table border="1"> <tr><td>x</td><td>POZZ.</td><td></td><td>SCATOLA</td></tr> <tr><td></td><td>CLS</td><td></td><td>PVC</td></tr> <tr><td>x</td><td>FE</td><td></td><td>FE</td></tr> <tr><td></td><td>PVC</td><td></td><td>INCASSO</td></tr> <tr><td></td><td></td><td></td><td>ESTERNA</td></tr> </table>	x	POZZ.		SCATOLA		CLS		PVC	x	FE		FE		PVC		INCASSO				ESTERNA	<b>DIMENSIONI</b>
	PALO INC.		CLS																																				
	CILINDRICO	x	FE																																				
x	RASTREMATO		PVC																																				
	CONICO		LEGNO																																				
x	POZZ.		SCATOLA																																				
	CLS		PVC																																				
x	FE		FE																																				
	PVC		INCASSO																																				
			ESTERNA																																				
<b>IDENTIFICAZIONE</b>		<b>CARATT.ELETTRICHE</b>																																					
<table border="1"> <tr><td colspan="2">COORD. GPS</td></tr> <tr><td>MARCA</td><td></td></tr> <tr><td>TIPO</td><td></td></tr> <tr><td>QUADRO</td><td></td></tr> </table>		COORD. GPS		MARCA		TIPO		QUADRO		<table border="1"> <tr><td></td><td>IP</td><td></td><td></td></tr> <tr><td></td><td>CLASSE</td><td>1</td><td></td></tr> <tr><td></td><td>CUT OFF</td><td></td><td></td></tr> <tr><td></td><td>SEMI CUT OFF</td><td>x</td><td></td></tr> <tr><td></td><td>LINEA</td><td>Fg7or</td><td></td></tr> <tr><td></td><td>SEZ.</td><td>4x1x6</td><td></td></tr> <tr><td>x</td><td>PE</td><td></td><td></td></tr> </table>			IP				CLASSE	1			CUT OFF				SEMI CUT OFF	x			LINEA	Fg7or			SEZ.	4x1x6		x	PE		
COORD. GPS																																							
MARCA																																							
TIPO																																							
QUADRO																																							
	IP																																						
	CLASSE	1																																					
	CUT OFF																																						
	SEMI CUT OFF	x																																					
	LINEA	Fg7or																																					
	SEZ.	4x1x6																																					
x	PE																																						
Note:		<b>POSIZIONE</b>																																					
		<table border="1"> <tr><td>x</td><td>SEDE STRADALE</td></tr> <tr><td></td><td>BANCHINA</td></tr> <tr><td></td><td>MARCIAPIEDE</td></tr> <tr><td></td><td>ALTRO</td></tr> </table>		x	SEDE STRADALE		BANCHINA		MARCIAPIEDE		ALTRO																												
x	SEDE STRADALE																																						
	BANCHINA																																						
	MARCIAPIEDE																																						
	ALTRO																																						
		Note:																																					
		Morsettierra danneggiata																																					
		<b>CONDIZIONI</b>																																					
		<table border="1"> <tr><td colspan="4">SOSTEGNO</td></tr> <tr><td>?</td><td>-</td><td>↻</td><td></td></tr> <tr><td>x</td><td></td><td></td><td></td></tr> <tr><td colspan="4">DIFFUSORE</td></tr> <tr><td>?</td><td>-</td><td>↻</td><td></td></tr> <tr><td></td><td></td><td>x</td><td></td></tr> <tr><td colspan="4">GENERALE</td></tr> <tr><td>?</td><td>-</td><td>↻</td><td></td></tr> <tr><td></td><td></td><td>x</td><td></td></tr> </table>		SOSTEGNO				?	-	↻		x				DIFFUSORE				?	-	↻				x		GENERALE				?	-	↻				x	
SOSTEGNO																																							
?	-	↻																																					
x																																							
DIFFUSORE																																							
?	-	↻																																					
		x																																					
GENERALE																																							
?	-	↻																																					
		x																																					




<b>00</b>	PIANO REGOLATORE DELL'ILLUMINAZIONE COMUNALE – PRIC – DEL COMUNE DI SCURELLE (TN)		<i>censimento</i>	
	<b>SEZ</b>		Pag. 3 di 143	25_09_rel.doc

COD.	03	VIA Tommaso Bonvecchio									
	<b>CARATT.MECCANICHE</b>		<b>POSA</b>		<b>DIMENSIONI</b>						
	<input type="checkbox"/>	PALO INC.	<input type="checkbox"/>	CLS	<input checked="" type="checkbox"/> POZZ.	<input type="checkbox"/> SCATOLA	<input type="checkbox"/> H.	<input type="checkbox"/>	<input type="checkbox"/>		
	<input type="checkbox"/>	CILINDRICO	<input checked="" type="checkbox"/>	FE	<input type="checkbox"/>	CLS	<input type="checkbox"/>	PVC	<input type="checkbox"/> L.	<input type="checkbox"/>	
	<input checked="" type="checkbox"/>	RASTREMATO	<input type="checkbox"/>	PVC	<input checked="" type="checkbox"/>	FE	<input type="checkbox"/>	FE	<input type="checkbox"/>	AcZn	
	<input type="checkbox"/>	CONICO	<input type="checkbox"/>	LEGNO	<input type="checkbox"/>	PVC	<input type="checkbox"/>	INCASSO	<input checked="" type="checkbox"/>	VERN.	nero
	<input type="checkbox"/>		<input type="checkbox"/>		<input type="checkbox"/>		<input type="checkbox"/>	ESTERNA	<input type="checkbox"/>		
<b>IDENTIFICAZIONE</b>		<b>CARATT.ELETTRICHE</b>		<b>POSIZIONE</b>		<b>CONDIZIONI</b>					
COORD. GPS		IP		<input checked="" type="checkbox"/> SEDE STRADALE		SOSTEGNO					
MARCA		CLASSE		BANCHINA		<input type="checkbox"/> - <input type="checkbox"/>					
TIPO		CUT OFF		MARCIAPIEDE		<input type="checkbox"/>					
QUADRO		SEMI CUT OFF		ALTRO		DIFFUSORE					
Note:		LINEA		Note:		<input type="checkbox"/> - <input type="checkbox"/>					
		SEZ.				<input type="checkbox"/>					
		<input checked="" type="checkbox"/> PE				GENERALE					
						<input type="checkbox"/> - <input type="checkbox"/>					
						<input type="checkbox"/>					


COD.	04	VIA Tommaso Bonvecchio									
	<b>CARATT.MECCANICHE</b>		<b>POSA</b>		<b>DIMENSIONI</b>						
	<input type="checkbox"/>	PALO INC.	<input type="checkbox"/>	CLS	<input checked="" type="checkbox"/> POZZ.	<input type="checkbox"/> SCATOLA	<input type="checkbox"/> H.	<input type="checkbox"/>	<input type="checkbox"/>		
	<input type="checkbox"/>	CILINDRICO	<input checked="" type="checkbox"/>	FE	<input type="checkbox"/>	CLS	<input type="checkbox"/>	PVC	<input type="checkbox"/> L.	<input type="checkbox"/>	
	<input checked="" type="checkbox"/>	RASTREMATO	<input type="checkbox"/>	PVC	<input checked="" type="checkbox"/>	FE	<input type="checkbox"/>	FE	<input type="checkbox"/>	AcZn	
	<input type="checkbox"/>	CONICO	<input type="checkbox"/>	LEGNO	<input type="checkbox"/>	PVC	<input type="checkbox"/>	INCASSO	<input checked="" type="checkbox"/>	VERN.	nero
	<input type="checkbox"/>		<input type="checkbox"/>		<input type="checkbox"/>		<input type="checkbox"/>	ESTERNA	<input type="checkbox"/>		
<b>IDENTIFICAZIONE</b>		<b>CARATT.ELETTRICHE</b>		<b>POSIZIONE</b>		<b>CONDIZIONI</b>					
COORD. GPS		IP		<input checked="" type="checkbox"/> SEDE STRADALE		SOSTEGNO					
MARCA		CLASSE		BANCHINA		<input type="checkbox"/> - <input type="checkbox"/>					
TIPO		CUT OFF		MARCIAPIEDE		<input checked="" type="checkbox"/>					
QUADRO		SEMI CUT OFF		ALTRO		DIFFUSORE					
Note:		LINEA		Note:		<input type="checkbox"/> - <input type="checkbox"/>					
		SEZ.		Manca coperchio morsettiera		<input type="checkbox"/>					
		<input checked="" type="checkbox"/> PE				GENERALE					
						<input type="checkbox"/> - <input type="checkbox"/>					
						<input type="checkbox"/>					

COD.	05	VIA Tommaso Bonvecchio									
	<b>CARATT.MECCANICHE</b>		<b>POSA</b>		<b>DIMENSIONI</b>						
	<input type="checkbox"/>	PALO INC.	<input type="checkbox"/>	CLS	<input checked="" type="checkbox"/> POZZ.	<input type="checkbox"/> SCATOLA	<input type="checkbox"/> H.	<input type="checkbox"/>	<input type="checkbox"/>		
	<input type="checkbox"/>	CILINDRICO	<input checked="" type="checkbox"/>	FE	<input type="checkbox"/>	CLS	<input type="checkbox"/>	PVC	<input type="checkbox"/> L.	<input type="checkbox"/>	
	<input checked="" type="checkbox"/>	RASTREMATO	<input type="checkbox"/>	PVC	<input checked="" type="checkbox"/>	FE	<input type="checkbox"/>	FE	<input type="checkbox"/>	AcZn	
	<input type="checkbox"/>	CONICO	<input type="checkbox"/>	LEGNO	<input type="checkbox"/>	PVC	<input type="checkbox"/>	INCASSO	<input checked="" type="checkbox"/>	VERN.	nero
	<input type="checkbox"/>		<input type="checkbox"/>		<input type="checkbox"/>		<input type="checkbox"/>	ESTERNA	<input type="checkbox"/>		
<b>IDENTIFICAZIONE</b>		<b>CARATT.ELETTRICHE</b>		<b>POSIZIONE</b>		<b>CONDIZIONI</b>					
COORD. GPS		IP		<input checked="" type="checkbox"/> SEDE STRADALE		SOSTEGNO					
MARCA		CLASSE		BANCHINA		<input type="checkbox"/> - <input type="checkbox"/>					
TIPO		CUT OFF		MARCIAPIEDE		<input type="checkbox"/>					
QUADRO		SEMI CUT OFF		ALTRO		DIFFUSORE					
Note:		LINEA		Note:		<input type="checkbox"/> - <input type="checkbox"/>					
		SEZ.				<input type="checkbox"/>					
		<input checked="" type="checkbox"/> PE				GENERALE					
						<input type="checkbox"/> - <input type="checkbox"/>					
						<input type="checkbox"/>					

<b>00</b>	PIANO REGOLATORE DELL'ILLUMINAZIONE COMUNALE – PRIC – DEL COMUNE DI SCURELLE (TN)	<i>censimento</i>	
<b>SEZ</b>		Pag. 4 di 143	25_09_rel.doc

COD.	06	VIA Tommaso Bonvecchio																																																													
	<table border="1"> <tr><td colspan="2"><b>CARATT.MECCANICHE</b></td></tr> <tr><td>PALO INC.</td><td>CLS</td></tr> <tr><td>CILINDRICO</td><td>x FE</td></tr> <tr><td>x RASTREMATO</td><td>PVC</td></tr> <tr><td>CONICO</td><td>LEGNO</td></tr> </table>	<b>CARATT.MECCANICHE</b>		PALO INC.	CLS	CILINDRICO	x FE	x RASTREMATO	PVC	CONICO	LEGNO	<table border="1"> <tr><td colspan="2"><b>POSA</b></td></tr> <tr><td>x POZZ.</td><td>SCATOLA</td></tr> <tr><td>CLS</td><td>PVC</td></tr> <tr><td>x FE</td><td>FE</td></tr> <tr><td>PVC</td><td>INCASSO</td></tr> <tr><td></td><td>ESTERNA</td></tr> </table>	<b>POSA</b>		x POZZ.	SCATOLA	CLS	PVC	x FE	FE	PVC	INCASSO		ESTERNA	<table border="1"> <tr><td colspan="2"><b>DIMENSIONI</b></td></tr> <tr><td>H.</td><td></td></tr> <tr><td>L.</td><td></td></tr> <tr><td>AcZn</td><td></td></tr> <tr><td>x VERN.</td><td>nero</td></tr> </table>	<b>DIMENSIONI</b>		H.		L.		AcZn		x VERN.	nero																												
<b>CARATT.MECCANICHE</b>																																																															
PALO INC.	CLS																																																														
CILINDRICO	x FE																																																														
x RASTREMATO	PVC																																																														
CONICO	LEGNO																																																														
<b>POSA</b>																																																															
x POZZ.	SCATOLA																																																														
CLS	PVC																																																														
x FE	FE																																																														
PVC	INCASSO																																																														
	ESTERNA																																																														
<b>DIMENSIONI</b>																																																															
H.																																																															
L.																																																															
AcZn																																																															
x VERN.	nero																																																														
<table border="1"> <tr><td colspan="2"><b>IDENTIFICAZIONE</b></td></tr> <tr><td colspan="2">COORD. GPS</td></tr> <tr><td>MARCA</td><td></td></tr> <tr><td>TIPO</td><td></td></tr> <tr><td>QUADRO</td><td></td></tr> <tr><td colspan="2">Note:</td></tr> </table>	<b>IDENTIFICAZIONE</b>		COORD. GPS		MARCA		TIPO		QUADRO		Note:		<table border="1"> <tr><td colspan="2"><b>CARATT.ELETTRICHE</b></td></tr> <tr><td>IP</td><td></td></tr> <tr><td>CLASSE</td><td>1</td></tr> <tr><td>CUT OFF</td><td></td></tr> <tr><td>SEMI CUT OFF</td><td>x</td></tr> <tr><td>LINEA</td><td>Fg7or</td></tr> <tr><td>SEZ.</td><td>4x1x6</td></tr> <tr><td>x PE</td><td></td></tr> </table>	<b>CARATT.ELETTRICHE</b>		IP		CLASSE	1	CUT OFF		SEMI CUT OFF	x	LINEA	Fg7or	SEZ.	4x1x6	x PE		<table border="1"> <tr><td colspan="2"><b>POSIZIONE</b></td></tr> <tr><td>x SEDE STRADALE</td><td></td></tr> <tr><td>BANCHINA</td><td></td></tr> <tr><td>MARCIAPIEDE</td><td></td></tr> <tr><td>ALTRO</td><td></td></tr> <tr><td colspan="2">Note:</td></tr> </table>	<b>POSIZIONE</b>		x SEDE STRADALE		BANCHINA		MARCIAPIEDE		ALTRO		Note:		<table border="1"> <tr><td colspan="2"><b>CONDIZIONI</b></td></tr> <tr><td colspan="2"><b>SOSTEGNO</b></td></tr> <tr><td>☐</td><td>- ☐</td></tr> <tr><td></td><td>x</td></tr> <tr><td colspan="2"><b>DIFFUSORE</b></td></tr> <tr><td>☐</td><td>- ☐</td></tr> <tr><td></td><td>x</td></tr> <tr><td colspan="2"><b>GENERALE</b></td></tr> <tr><td>☐</td><td>- ☐</td></tr> <tr><td></td><td>x</td></tr> </table>	<b>CONDIZIONI</b>		<b>SOSTEGNO</b>		☐	- ☐		x	<b>DIFFUSORE</b>		☐	- ☐		x	<b>GENERALE</b>		☐	- ☐		x
<b>IDENTIFICAZIONE</b>																																																															
COORD. GPS																																																															
MARCA																																																															
TIPO																																																															
QUADRO																																																															
Note:																																																															
<b>CARATT.ELETTRICHE</b>																																																															
IP																																																															
CLASSE	1																																																														
CUT OFF																																																															
SEMI CUT OFF	x																																																														
LINEA	Fg7or																																																														
SEZ.	4x1x6																																																														
x PE																																																															
<b>POSIZIONE</b>																																																															
x SEDE STRADALE																																																															
BANCHINA																																																															
MARCIAPIEDE																																																															
ALTRO																																																															
Note:																																																															
<b>CONDIZIONI</b>																																																															
<b>SOSTEGNO</b>																																																															
☐	- ☐																																																														
	x																																																														
<b>DIFFUSORE</b>																																																															
☐	- ☐																																																														
	x																																																														
<b>GENERALE</b>																																																															
☐	- ☐																																																														
	x																																																														
COD.	07	VIA Tommaso Bonvecchio																																																													
	<table border="1"> <tr><td colspan="2"><b>CARATT.MECCANICHE</b></td></tr> <tr><td>PALO INC.</td><td>CLS</td></tr> <tr><td>CILINDRICO</td><td>x FE</td></tr> <tr><td>x RASTREMATO</td><td>PVC</td></tr> <tr><td>CONICO</td><td>LEGNO</td></tr> </table>	<b>CARATT.MECCANICHE</b>		PALO INC.	CLS	CILINDRICO	x FE	x RASTREMATO	PVC	CONICO	LEGNO	<table border="1"> <tr><td colspan="2"><b>POSA</b></td></tr> <tr><td>x POZZ.</td><td>SCATOLA</td></tr> <tr><td>CLS</td><td>PVC</td></tr> <tr><td>x FE</td><td>FE</td></tr> <tr><td>PVC</td><td>INCASSO</td></tr> <tr><td></td><td>ESTERNA</td></tr> </table>	<b>POSA</b>		x POZZ.	SCATOLA	CLS	PVC	x FE	FE	PVC	INCASSO		ESTERNA	<table border="1"> <tr><td colspan="2"><b>DIMENSIONI</b></td></tr> <tr><td>H.</td><td></td></tr> <tr><td>L.</td><td></td></tr> <tr><td>AcZn</td><td></td></tr> <tr><td>x VERN.</td><td>nero</td></tr> </table>	<b>DIMENSIONI</b>		H.		L.		AcZn		x VERN.	nero																												
<b>CARATT.MECCANICHE</b>																																																															
PALO INC.	CLS																																																														
CILINDRICO	x FE																																																														
x RASTREMATO	PVC																																																														
CONICO	LEGNO																																																														
<b>POSA</b>																																																															
x POZZ.	SCATOLA																																																														
CLS	PVC																																																														
x FE	FE																																																														
PVC	INCASSO																																																														
	ESTERNA																																																														
<b>DIMENSIONI</b>																																																															
H.																																																															
L.																																																															
AcZn																																																															
x VERN.	nero																																																														
<table border="1"> <tr><td colspan="2"><b>IDENTIFICAZIONE</b></td></tr> <tr><td colspan="2">COORD. GPS</td></tr> <tr><td>MARCA</td><td></td></tr> <tr><td>TIPO</td><td></td></tr> <tr><td>QUADRO</td><td></td></tr> <tr><td colspan="2">Note:</td></tr> </table>	<b>IDENTIFICAZIONE</b>		COORD. GPS		MARCA		TIPO		QUADRO		Note:		<table border="1"> <tr><td colspan="2"><b>CARATT.ELETTRICHE</b></td></tr> <tr><td>IP</td><td></td></tr> <tr><td>CLASSE</td><td>1</td></tr> <tr><td>CUT OFF</td><td></td></tr> <tr><td>SEMI CUT OFF</td><td>x</td></tr> <tr><td>LINEA</td><td>Fg7or</td></tr> <tr><td>SEZ.</td><td>4x1x6</td></tr> <tr><td>x PE</td><td></td></tr> </table>	<b>CARATT.ELETTRICHE</b>		IP		CLASSE	1	CUT OFF		SEMI CUT OFF	x	LINEA	Fg7or	SEZ.	4x1x6	x PE		<table border="1"> <tr><td colspan="2"><b>POSIZIONE</b></td></tr> <tr><td>x SEDE STRADALE</td><td></td></tr> <tr><td>BANCHINA</td><td></td></tr> <tr><td>MARCIAPIEDE</td><td></td></tr> <tr><td>ALTRO</td><td></td></tr> <tr><td colspan="2">Note:</td></tr> </table>	<b>POSIZIONE</b>		x SEDE STRADALE		BANCHINA		MARCIAPIEDE		ALTRO		Note:		<table border="1"> <tr><td colspan="2"><b>CONDIZIONI</b></td></tr> <tr><td colspan="2"><b>SOSTEGNO</b></td></tr> <tr><td>☐</td><td>- ☐</td></tr> <tr><td></td><td>x</td></tr> <tr><td colspan="2"><b>DIFFUSORE</b></td></tr> <tr><td>☐</td><td>- ☐</td></tr> <tr><td></td><td>x</td></tr> <tr><td colspan="2"><b>GENERALE</b></td></tr> <tr><td>☐</td><td>- ☐</td></tr> <tr><td></td><td>x</td></tr> </table>	<b>CONDIZIONI</b>		<b>SOSTEGNO</b>		☐	- ☐		x	<b>DIFFUSORE</b>		☐	- ☐		x	<b>GENERALE</b>		☐	- ☐		x
<b>IDENTIFICAZIONE</b>																																																															
COORD. GPS																																																															
MARCA																																																															
TIPO																																																															
QUADRO																																																															
Note:																																																															
<b>CARATT.ELETTRICHE</b>																																																															
IP																																																															
CLASSE	1																																																														
CUT OFF																																																															
SEMI CUT OFF	x																																																														
LINEA	Fg7or																																																														
SEZ.	4x1x6																																																														
x PE																																																															
<b>POSIZIONE</b>																																																															
x SEDE STRADALE																																																															
BANCHINA																																																															
MARCIAPIEDE																																																															
ALTRO																																																															
Note:																																																															
<b>CONDIZIONI</b>																																																															
<b>SOSTEGNO</b>																																																															
☐	- ☐																																																														
	x																																																														
<b>DIFFUSORE</b>																																																															
☐	- ☐																																																														
	x																																																														
<b>GENERALE</b>																																																															
☐	- ☐																																																														
	x																																																														
COD.	08	VIA Tommaso Bonvecchio																																																													
	<table border="1"> <tr><td colspan="2"><b>CARATT.MECCANICHE</b></td></tr> <tr><td>PALO</td><td>CLS</td></tr> <tr><td>CILINDRICO</td><td>x FE</td></tr> <tr><td>x RASTREMATO</td><td>PVC</td></tr> <tr><td>CONICO</td><td>LEGNO</td></tr> </table>	<b>CARATT.MECCANICHE</b>		PALO	CLS	CILINDRICO	x FE	x RASTREMATO	PVC	CONICO	LEGNO	<table border="1"> <tr><td colspan="2"><b>POSA</b></td></tr> <tr><td>x POZZ.</td><td>SCATOLA</td></tr> <tr><td>CLS</td><td>PVC</td></tr> <tr><td>x FE</td><td>FE</td></tr> <tr><td>PVC</td><td>INCASSO</td></tr> <tr><td></td><td>ESTERNA</td></tr> </table>	<b>POSA</b>		x POZZ.	SCATOLA	CLS	PVC	x FE	FE	PVC	INCASSO		ESTERNA	<table border="1"> <tr><td colspan="2"><b>DIMENSIONI</b></td></tr> <tr><td>H.</td><td></td></tr> <tr><td>L.</td><td></td></tr> <tr><td>AcZn</td><td></td></tr> <tr><td>x VERN.</td><td>nero</td></tr> </table>	<b>DIMENSIONI</b>		H.		L.		AcZn		x VERN.	nero																												
<b>CARATT.MECCANICHE</b>																																																															
PALO	CLS																																																														
CILINDRICO	x FE																																																														
x RASTREMATO	PVC																																																														
CONICO	LEGNO																																																														
<b>POSA</b>																																																															
x POZZ.	SCATOLA																																																														
CLS	PVC																																																														
x FE	FE																																																														
PVC	INCASSO																																																														
	ESTERNA																																																														
<b>DIMENSIONI</b>																																																															
H.																																																															
L.																																																															
AcZn																																																															
x VERN.	nero																																																														
<table border="1"> <tr><td colspan="2"><b>IDENTIFICAZIONE</b></td></tr> <tr><td colspan="2">COORD. GPS</td></tr> <tr><td>MARCA</td><td></td></tr> <tr><td>TIPO</td><td></td></tr> <tr><td>QUADRO</td><td></td></tr> <tr><td colspan="2">Note:</td></tr> </table>	<b>IDENTIFICAZIONE</b>		COORD. GPS		MARCA		TIPO		QUADRO		Note:		<table border="1"> <tr><td colspan="2"><b>CARATT.ELETTRICHE</b></td></tr> <tr><td>IP</td><td></td></tr> <tr><td>CLASSE</td><td>1</td></tr> <tr><td>CUT OFF</td><td></td></tr> <tr><td>SEMI CUT OFF</td><td>x</td></tr> <tr><td>LINEA</td><td>Fg7or</td></tr> <tr><td>SEZ.</td><td>4x1x6</td></tr> <tr><td>x PE</td><td></td></tr> </table>	<b>CARATT.ELETTRICHE</b>		IP		CLASSE	1	CUT OFF		SEMI CUT OFF	x	LINEA	Fg7or	SEZ.	4x1x6	x PE		<table border="1"> <tr><td colspan="2"><b>POSIZIONE</b></td></tr> <tr><td>x SEDE STRADALE</td><td></td></tr> <tr><td>BANCHINA</td><td></td></tr> <tr><td>MARCIAPIEDE</td><td></td></tr> <tr><td>ALTRO</td><td></td></tr> <tr><td colspan="2">Note:</td></tr> </table>	<b>POSIZIONE</b>		x SEDE STRADALE		BANCHINA		MARCIAPIEDE		ALTRO		Note:		<table border="1"> <tr><td colspan="2"><b>CONDIZIONI</b></td></tr> <tr><td colspan="2"><b>SOSTEGNO</b></td></tr> <tr><td>☐</td><td>- ☐</td></tr> <tr><td></td><td>x</td></tr> <tr><td colspan="2"><b>DIFFUSORE</b></td></tr> <tr><td>☐</td><td>- ☐</td></tr> <tr><td></td><td>x</td></tr> <tr><td colspan="2"><b>GENERALE</b></td></tr> <tr><td>☐</td><td>- ☐</td></tr> <tr><td></td><td>x</td></tr> </table>	<b>CONDIZIONI</b>		<b>SOSTEGNO</b>		☐	- ☐		x	<b>DIFFUSORE</b>		☐	- ☐		x	<b>GENERALE</b>		☐	- ☐		x
<b>IDENTIFICAZIONE</b>																																																															
COORD. GPS																																																															
MARCA																																																															
TIPO																																																															
QUADRO																																																															
Note:																																																															
<b>CARATT.ELETTRICHE</b>																																																															
IP																																																															
CLASSE	1																																																														
CUT OFF																																																															
SEMI CUT OFF	x																																																														
LINEA	Fg7or																																																														
SEZ.	4x1x6																																																														
x PE																																																															
<b>POSIZIONE</b>																																																															
x SEDE STRADALE																																																															
BANCHINA																																																															
MARCIAPIEDE																																																															
ALTRO																																																															
Note:																																																															
<b>CONDIZIONI</b>																																																															
<b>SOSTEGNO</b>																																																															
☐	- ☐																																																														
	x																																																														
<b>DIFFUSORE</b>																																																															
☐	- ☐																																																														
	x																																																														
<b>GENERALE</b>																																																															
☐	- ☐																																																														
	x																																																														

<b>00</b>	PIANO REGOLATORE DELL'ILLUMINAZIONE COMUNALE – PRIC – DEL COMUNE DI SCURELLE (TN)	<i>censimento</i>	
<b>SEZ</b>		Pag. 5 di 143	25_09_rel.doc

COD.	<b>09</b>	VIA Costante Dalsasso																																																																										
	<b>CARATT.MECCANICHE</b>	<b>POSA</b>	<b>DIMENSIONI</b>																																																																									
	<table border="1"> <tr><td><input type="checkbox"/></td><td>PALO INC.</td><td></td><td>CLS</td></tr> <tr><td></td><td>CILINDRICO</td><td><input checked="" type="checkbox"/></td><td>FE</td></tr> <tr><td><input checked="" type="checkbox"/></td><td>RASTREMATO</td><td></td><td>PVC</td></tr> <tr><td></td><td>CONICO</td><td></td><td>LEGNO</td></tr> </table>	<input type="checkbox"/>	PALO INC.		CLS		CILINDRICO	<input checked="" type="checkbox"/>	FE	<input checked="" type="checkbox"/>	RASTREMATO		PVC		CONICO		LEGNO	<table border="1"> <tr><td><input checked="" type="checkbox"/></td><td>POZZ.</td><td></td><td>SCATOLA</td></tr> <tr><td></td><td>CLS</td><td></td><td>PVC</td></tr> <tr><td><input checked="" type="checkbox"/></td><td>FE</td><td></td><td>FE</td></tr> <tr><td></td><td>PVC</td><td></td><td>INCASSO</td></tr> <tr><td></td><td></td><td></td><td>ESTERNA</td></tr> </table>	<input checked="" type="checkbox"/>	POZZ.		SCATOLA		CLS		PVC	<input checked="" type="checkbox"/>	FE		FE		PVC		INCASSO				ESTERNA	<table border="1"> <tr><td></td><td>H.</td><td></td></tr> <tr><td></td><td>L.</td><td></td></tr> <tr><td></td><td>AcZn</td><td></td></tr> <tr><td><input checked="" type="checkbox"/></td><td>VERN.</td><td>nero</td></tr> </table>		H.			L.			AcZn		<input checked="" type="checkbox"/>	VERN.	nero																									
<input type="checkbox"/>	PALO INC.		CLS																																																																									
	CILINDRICO	<input checked="" type="checkbox"/>	FE																																																																									
<input checked="" type="checkbox"/>	RASTREMATO		PVC																																																																									
	CONICO		LEGNO																																																																									
<input checked="" type="checkbox"/>	POZZ.		SCATOLA																																																																									
	CLS		PVC																																																																									
<input checked="" type="checkbox"/>	FE		FE																																																																									
	PVC		INCASSO																																																																									
			ESTERNA																																																																									
	H.																																																																											
	L.																																																																											
	AcZn																																																																											
<input checked="" type="checkbox"/>	VERN.	nero																																																																										
<b>IDENTIFICAZIONE</b>	<b>CARATT.ELETTRICHE</b>	<b>POSIZIONE</b>	<b>CONDIZIONI</b>																																																																									
<table border="1"> <tr><td colspan="2">COORD. GPS</td></tr> <tr><td colspan="2"> </td></tr> <tr><td>MARCA</td><td> </td></tr> <tr><td>TIPO</td><td> </td></tr> <tr><td>QUADRO</td><td> </td></tr> </table> <p>Note:</p>	COORD. GPS				MARCA		TIPO		QUADRO		<table border="1"> <tr><td><input type="checkbox"/></td><td>IP</td><td></td><td></td></tr> <tr><td></td><td>CLASSE</td><td>1</td><td></td></tr> <tr><td></td><td>CUT OFF</td><td></td><td></td></tr> <tr><td></td><td>SEMI CUT OFF</td><td><input checked="" type="checkbox"/></td><td></td></tr> <tr><td></td><td>LINEA</td><td>Fg7or</td><td></td></tr> <tr><td></td><td>SEZ.</td><td>4x1x6</td><td></td></tr> <tr><td><input checked="" type="checkbox"/></td><td>PE</td><td></td><td></td></tr> </table>	<input type="checkbox"/>	IP				CLASSE	1			CUT OFF				SEMI CUT OFF	<input checked="" type="checkbox"/>			LINEA	Fg7or			SEZ.	4x1x6		<input checked="" type="checkbox"/>	PE			<table border="1"> <tr><td><input checked="" type="checkbox"/></td><td>SEDE STRADALE</td></tr> <tr><td></td><td>BANCHINA</td></tr> <tr><td></td><td>MARCIAPIEDE</td></tr> <tr><td></td><td>ALTRO</td></tr> </table> <p>Note:</p>	<input checked="" type="checkbox"/>	SEDE STRADALE		BANCHINA		MARCIAPIEDE		ALTRO	<table border="1"> <tr><td colspan="3">SOSTEGNO</td></tr> <tr><td><input type="checkbox"/></td><td>-</td><td><input type="checkbox"/></td></tr> <tr><td></td><td></td><td><input checked="" type="checkbox"/></td></tr> <tr><td colspan="3">DIFFUSORE</td></tr> <tr><td><input type="checkbox"/></td><td>-</td><td><input type="checkbox"/></td></tr> <tr><td></td><td></td><td><input checked="" type="checkbox"/></td></tr> <tr><td colspan="3">GENERALE</td></tr> <tr><td><input type="checkbox"/></td><td>-</td><td><input type="checkbox"/></td></tr> <tr><td></td><td></td><td><input checked="" type="checkbox"/></td></tr> </table>	SOSTEGNO			<input type="checkbox"/>	-	<input type="checkbox"/>			<input checked="" type="checkbox"/>	DIFFUSORE			<input type="checkbox"/>	-	<input type="checkbox"/>			<input checked="" type="checkbox"/>	GENERALE			<input type="checkbox"/>	-	<input type="checkbox"/>			<input checked="" type="checkbox"/>
COORD. GPS																																																																												
MARCA																																																																												
TIPO																																																																												
QUADRO																																																																												
<input type="checkbox"/>	IP																																																																											
	CLASSE	1																																																																										
	CUT OFF																																																																											
	SEMI CUT OFF	<input checked="" type="checkbox"/>																																																																										
	LINEA	Fg7or																																																																										
	SEZ.	4x1x6																																																																										
<input checked="" type="checkbox"/>	PE																																																																											
<input checked="" type="checkbox"/>	SEDE STRADALE																																																																											
	BANCHINA																																																																											
	MARCIAPIEDE																																																																											
	ALTRO																																																																											
SOSTEGNO																																																																												
<input type="checkbox"/>	-	<input type="checkbox"/>																																																																										
		<input checked="" type="checkbox"/>																																																																										
DIFFUSORE																																																																												
<input type="checkbox"/>	-	<input type="checkbox"/>																																																																										
		<input checked="" type="checkbox"/>																																																																										
GENERALE																																																																												
<input type="checkbox"/>	-	<input type="checkbox"/>																																																																										
		<input checked="" type="checkbox"/>																																																																										
COD.	<b>10</b>	VIA Costante Dalsasso																																																																										
	<b>CARATT.MECCANICHE</b>	<b>POSA</b>	<b>DIMENSIONI</b>																																																																									
	<table border="1"> <tr><td><input type="checkbox"/></td><td>PALO INC.</td><td></td><td>CLS</td></tr> <tr><td></td><td>CILINDRICO</td><td><input checked="" type="checkbox"/></td><td>FE</td></tr> <tr><td><input checked="" type="checkbox"/></td><td>RASTREMATO</td><td></td><td>PVC</td></tr> <tr><td></td><td>CONICO</td><td></td><td>LEGNO</td></tr> </table>	<input type="checkbox"/>	PALO INC.		CLS		CILINDRICO	<input checked="" type="checkbox"/>	FE	<input checked="" type="checkbox"/>	RASTREMATO		PVC		CONICO		LEGNO	<table border="1"> <tr><td><input checked="" type="checkbox"/></td><td>POZZ.</td><td></td><td>SCATOLA</td></tr> <tr><td></td><td>CLS</td><td></td><td>PVC</td></tr> <tr><td><input checked="" type="checkbox"/></td><td>FE</td><td></td><td>FE</td></tr> <tr><td></td><td>PVC</td><td></td><td>INCASSO</td></tr> <tr><td></td><td></td><td></td><td>ESTERNA</td></tr> </table>	<input checked="" type="checkbox"/>	POZZ.		SCATOLA		CLS		PVC	<input checked="" type="checkbox"/>	FE		FE		PVC		INCASSO				ESTERNA	<table border="1"> <tr><td></td><td>H.</td><td></td></tr> <tr><td></td><td>L.</td><td></td></tr> <tr><td></td><td>AcZn</td><td></td></tr> <tr><td><input checked="" type="checkbox"/></td><td>VERN.</td><td>nero</td></tr> </table>		H.			L.			AcZn		<input checked="" type="checkbox"/>	VERN.	nero																									
<input type="checkbox"/>	PALO INC.		CLS																																																																									
	CILINDRICO	<input checked="" type="checkbox"/>	FE																																																																									
<input checked="" type="checkbox"/>	RASTREMATO		PVC																																																																									
	CONICO		LEGNO																																																																									
<input checked="" type="checkbox"/>	POZZ.		SCATOLA																																																																									
	CLS		PVC																																																																									
<input checked="" type="checkbox"/>	FE		FE																																																																									
	PVC		INCASSO																																																																									
			ESTERNA																																																																									
	H.																																																																											
	L.																																																																											
	AcZn																																																																											
<input checked="" type="checkbox"/>	VERN.	nero																																																																										
<b>IDENTIFICAZIONE</b>	<b>CARATT.ELETTRICHE</b>	<b>POSIZIONE</b>	<b>CONDIZIONI</b>																																																																									
<table border="1"> <tr><td colspan="2">COORD. GPS</td></tr> <tr><td colspan="2"> </td></tr> <tr><td>MARCA</td><td> </td></tr> <tr><td>TIPO</td><td> </td></tr> <tr><td>QUADRO</td><td> </td></tr> </table> <p>Note:</p>	COORD. GPS				MARCA		TIPO		QUADRO		<table border="1"> <tr><td><input type="checkbox"/></td><td>IP</td><td></td><td></td></tr> <tr><td></td><td>CLASSE</td><td>1</td><td></td></tr> <tr><td></td><td>CUT OFF</td><td></td><td></td></tr> <tr><td></td><td>SEMI CUT OFF</td><td><input checked="" type="checkbox"/></td><td></td></tr> <tr><td></td><td>LINEA</td><td>Fg7or</td><td></td></tr> <tr><td></td><td>SEZ.</td><td>4x1x6</td><td></td></tr> <tr><td><input checked="" type="checkbox"/></td><td>PE</td><td></td><td></td></tr> </table>	<input type="checkbox"/>	IP				CLASSE	1			CUT OFF				SEMI CUT OFF	<input checked="" type="checkbox"/>			LINEA	Fg7or			SEZ.	4x1x6		<input checked="" type="checkbox"/>	PE			<table border="1"> <tr><td><input checked="" type="checkbox"/></td><td>SEDE STRADALE</td></tr> <tr><td></td><td>BANCHINA</td></tr> <tr><td></td><td>MARCIAPIEDE</td></tr> <tr><td></td><td>ALTRO</td></tr> </table> <p>Note:</p>	<input checked="" type="checkbox"/>	SEDE STRADALE		BANCHINA		MARCIAPIEDE		ALTRO	<table border="1"> <tr><td colspan="3">SOSTEGNO</td></tr> <tr><td><input type="checkbox"/></td><td>-</td><td><input type="checkbox"/></td></tr> <tr><td></td><td></td><td><input checked="" type="checkbox"/></td></tr> <tr><td colspan="3">DIFFUSORE</td></tr> <tr><td><input type="checkbox"/></td><td>-</td><td><input type="checkbox"/></td></tr> <tr><td></td><td></td><td><input checked="" type="checkbox"/></td></tr> <tr><td colspan="3">GENERALE</td></tr> <tr><td><input type="checkbox"/></td><td>-</td><td><input type="checkbox"/></td></tr> <tr><td></td><td></td><td><input checked="" type="checkbox"/></td></tr> </table>	SOSTEGNO			<input type="checkbox"/>	-	<input type="checkbox"/>			<input checked="" type="checkbox"/>	DIFFUSORE			<input type="checkbox"/>	-	<input type="checkbox"/>			<input checked="" type="checkbox"/>	GENERALE			<input type="checkbox"/>	-	<input type="checkbox"/>			<input checked="" type="checkbox"/>
COORD. GPS																																																																												
MARCA																																																																												
TIPO																																																																												
QUADRO																																																																												
<input type="checkbox"/>	IP																																																																											
	CLASSE	1																																																																										
	CUT OFF																																																																											
	SEMI CUT OFF	<input checked="" type="checkbox"/>																																																																										
	LINEA	Fg7or																																																																										
	SEZ.	4x1x6																																																																										
<input checked="" type="checkbox"/>	PE																																																																											
<input checked="" type="checkbox"/>	SEDE STRADALE																																																																											
	BANCHINA																																																																											
	MARCIAPIEDE																																																																											
	ALTRO																																																																											
SOSTEGNO																																																																												
<input type="checkbox"/>	-	<input type="checkbox"/>																																																																										
		<input checked="" type="checkbox"/>																																																																										
DIFFUSORE																																																																												
<input type="checkbox"/>	-	<input type="checkbox"/>																																																																										
		<input checked="" type="checkbox"/>																																																																										
GENERALE																																																																												
<input type="checkbox"/>	-	<input type="checkbox"/>																																																																										
		<input checked="" type="checkbox"/>																																																																										
COD.	<b>11</b>	VIA Costante Dalsasso																																																																										
	<b>CARATT.MECCANICHE</b>	<b>POSA</b>	<b>DIMENSIONI</b>																																																																									
	<table border="1"> <tr><td><input type="checkbox"/></td><td>PALO INC.</td><td></td><td>CLS</td></tr> <tr><td></td><td>CILINDRICO</td><td><input checked="" type="checkbox"/></td><td>FE</td></tr> <tr><td><input checked="" type="checkbox"/></td><td>RASTREMATO</td><td></td><td>PVC</td></tr> <tr><td></td><td>CONICO</td><td></td><td>LEGNO</td></tr> </table>	<input type="checkbox"/>	PALO INC.		CLS		CILINDRICO	<input checked="" type="checkbox"/>	FE	<input checked="" type="checkbox"/>	RASTREMATO		PVC		CONICO		LEGNO	<table border="1"> <tr><td><input checked="" type="checkbox"/></td><td>POZZ.</td><td></td><td>SCATOLA</td></tr> <tr><td></td><td>CLS</td><td></td><td>PVC</td></tr> <tr><td><input checked="" type="checkbox"/></td><td>FE</td><td></td><td>FE</td></tr> <tr><td></td><td>PVC</td><td></td><td>INCASSO</td></tr> <tr><td></td><td></td><td></td><td>ESTERNA</td></tr> </table>	<input checked="" type="checkbox"/>	POZZ.		SCATOLA		CLS		PVC	<input checked="" type="checkbox"/>	FE		FE		PVC		INCASSO				ESTERNA	<table border="1"> <tr><td></td><td>H.</td><td></td></tr> <tr><td></td><td>L.</td><td></td></tr> <tr><td></td><td>AcZn</td><td></td></tr> <tr><td><input checked="" type="checkbox"/></td><td>VERN.</td><td>nero</td></tr> </table>		H.			L.			AcZn		<input checked="" type="checkbox"/>	VERN.	nero																									
<input type="checkbox"/>	PALO INC.		CLS																																																																									
	CILINDRICO	<input checked="" type="checkbox"/>	FE																																																																									
<input checked="" type="checkbox"/>	RASTREMATO		PVC																																																																									
	CONICO		LEGNO																																																																									
<input checked="" type="checkbox"/>	POZZ.		SCATOLA																																																																									
	CLS		PVC																																																																									
<input checked="" type="checkbox"/>	FE		FE																																																																									
	PVC		INCASSO																																																																									
			ESTERNA																																																																									
	H.																																																																											
	L.																																																																											
	AcZn																																																																											
<input checked="" type="checkbox"/>	VERN.	nero																																																																										
<b>IDENTIFICAZIONE</b>	<b>CARATT.ELETTRICHE</b>	<b>POSIZIONE</b>	<b>CONDIZIONI</b>																																																																									
<table border="1"> <tr><td colspan="2">COORD. GPS</td></tr> <tr><td colspan="2"> </td></tr> <tr><td>MARCA</td><td> </td></tr> <tr><td>TIPO</td><td> </td></tr> <tr><td>QUADRO</td><td> </td></tr> </table> <p>Note:</p>	COORD. GPS				MARCA		TIPO		QUADRO		<table border="1"> <tr><td><input type="checkbox"/></td><td>IP</td><td></td><td></td></tr> <tr><td></td><td>CLASSE</td><td>1</td><td></td></tr> <tr><td></td><td>CUT OFF</td><td></td><td></td></tr> <tr><td></td><td>SEMI CUT OFF</td><td><input checked="" type="checkbox"/></td><td></td></tr> <tr><td></td><td>LINEA</td><td>Fg7or</td><td></td></tr> <tr><td></td><td>SEZ.</td><td>4x1x6</td><td></td></tr> <tr><td><input checked="" type="checkbox"/></td><td>PE</td><td></td><td></td></tr> </table>	<input type="checkbox"/>	IP				CLASSE	1			CUT OFF				SEMI CUT OFF	<input checked="" type="checkbox"/>			LINEA	Fg7or			SEZ.	4x1x6		<input checked="" type="checkbox"/>	PE			<table border="1"> <tr><td><input checked="" type="checkbox"/></td><td>SEDE STRADALE</td></tr> <tr><td></td><td>BANCHINA</td></tr> <tr><td></td><td>MARCIAPIEDE</td></tr> <tr><td></td><td>ALTRO</td></tr> </table> <p>Note:</p>	<input checked="" type="checkbox"/>	SEDE STRADALE		BANCHINA		MARCIAPIEDE		ALTRO	<table border="1"> <tr><td colspan="3">SOSTEGNO</td></tr> <tr><td><input type="checkbox"/></td><td>-</td><td><input type="checkbox"/></td></tr> <tr><td></td><td></td><td><input checked="" type="checkbox"/></td></tr> <tr><td colspan="3">DIFFUSORE</td></tr> <tr><td><input type="checkbox"/></td><td>-</td><td><input type="checkbox"/></td></tr> <tr><td></td><td></td><td><input checked="" type="checkbox"/></td></tr> <tr><td colspan="3">GENERALE</td></tr> <tr><td><input type="checkbox"/></td><td>-</td><td><input type="checkbox"/></td></tr> <tr><td></td><td></td><td><input checked="" type="checkbox"/></td></tr> </table>	SOSTEGNO			<input type="checkbox"/>	-	<input type="checkbox"/>			<input checked="" type="checkbox"/>	DIFFUSORE			<input type="checkbox"/>	-	<input type="checkbox"/>			<input checked="" type="checkbox"/>	GENERALE			<input type="checkbox"/>	-	<input type="checkbox"/>			<input checked="" type="checkbox"/>
COORD. GPS																																																																												
MARCA																																																																												
TIPO																																																																												
QUADRO																																																																												
<input type="checkbox"/>	IP																																																																											
	CLASSE	1																																																																										
	CUT OFF																																																																											
	SEMI CUT OFF	<input checked="" type="checkbox"/>																																																																										
	LINEA	Fg7or																																																																										
	SEZ.	4x1x6																																																																										
<input checked="" type="checkbox"/>	PE																																																																											
<input checked="" type="checkbox"/>	SEDE STRADALE																																																																											
	BANCHINA																																																																											
	MARCIAPIEDE																																																																											
	ALTRO																																																																											
SOSTEGNO																																																																												
<input type="checkbox"/>	-	<input type="checkbox"/>																																																																										
		<input checked="" type="checkbox"/>																																																																										
DIFFUSORE																																																																												
<input type="checkbox"/>	-	<input type="checkbox"/>																																																																										
		<input checked="" type="checkbox"/>																																																																										
GENERALE																																																																												
<input type="checkbox"/>	-	<input type="checkbox"/>																																																																										
		<input checked="" type="checkbox"/>																																																																										

<b>00</b>	PIANO REGOLATORE DELL'ILLUMINAZIONE COMUNALE – PRIC – DEL COMUNE DI SCURELLE (TN)	<i>censimento</i>	
<b>SEZ</b>		Pag. 6 di 143	25_09_rel.doc

COD.	12	VIA Costante Dalsasso																																																									
	<table border="1"> <tr><th colspan="2">CARATT.MECCANICHE</th></tr> <tr><td>PALO</td><td>CLS</td></tr> <tr><td>CILINDRICO</td><td>x FE</td></tr> <tr><td>x RASTREMATO</td><td>PVC</td></tr> <tr><td>CONICO</td><td>LEGNO</td></tr> </table>	CARATT.MECCANICHE		PALO	CLS	CILINDRICO	x FE	x RASTREMATO	PVC	CONICO	LEGNO	<table border="1"> <tr><th colspan="2">POSA</th></tr> <tr><td>x POZZ.</td><td>SCATOLA</td></tr> <tr><td>CLS</td><td>PVC</td></tr> <tr><td>x FE</td><td>FE</td></tr> <tr><td>PVC</td><td>INCASSO</td></tr> <tr><td></td><td>ESTERNA</td></tr> </table>	POSA		x POZZ.	SCATOLA	CLS	PVC	x FE	FE	PVC	INCASSO		ESTERNA	<table border="1"> <tr><th colspan="2">DIMENSIONI</th></tr> <tr><td>H.</td><td></td></tr> <tr><td>L.</td><td></td></tr> <tr><td>AcZn</td><td></td></tr> <tr><td>x VERN.</td><td>nero</td></tr> </table>	DIMENSIONI		H.		L.		AcZn		x VERN.	nero																								
CARATT.MECCANICHE																																																											
PALO	CLS																																																										
CILINDRICO	x FE																																																										
x RASTREMATO	PVC																																																										
CONICO	LEGNO																																																										
POSA																																																											
x POZZ.	SCATOLA																																																										
CLS	PVC																																																										
x FE	FE																																																										
PVC	INCASSO																																																										
	ESTERNA																																																										
DIMENSIONI																																																											
H.																																																											
L.																																																											
AcZn																																																											
x VERN.	nero																																																										
<table border="1"> <tr><th colspan="2">IDENTIFICAZIONE</th></tr> <tr><td colspan="2">COORD. GPS</td></tr> <tr><td>MARCA</td><td></td></tr> <tr><td>TIPO</td><td></td></tr> <tr><td>QUADRO</td><td></td></tr> </table> <p>Note:</p>	IDENTIFICAZIONE		COORD. GPS		MARCA		TIPO		QUADRO		<table border="1"> <tr><th colspan="2">CARATT.ELETTRICHE</th></tr> <tr><td>IP</td><td></td></tr> <tr><td>CLASSE</td><td>1</td></tr> <tr><td>CUT OFF</td><td></td></tr> <tr><td>SEMI CUT OFF</td><td>x</td></tr> <tr><td>LINEA</td><td>Fg7or</td></tr> <tr><td>SEZ.</td><td>4x1x6</td></tr> <tr><td>x PE</td><td></td></tr> </table>	CARATT.ELETTRICHE		IP		CLASSE	1	CUT OFF		SEMI CUT OFF	x	LINEA	Fg7or	SEZ.	4x1x6	x PE		<table border="1"> <tr><th colspan="2">POSIZIONE</th></tr> <tr><td>SEDE STRADALE</td><td></td></tr> <tr><td>BANCHINA</td><td></td></tr> <tr><td>x MARCIAPIEDE</td><td></td></tr> <tr><td>ALTRO</td><td></td></tr> </table> <p>Note:</p>	POSIZIONE		SEDE STRADALE		BANCHINA		x MARCIAPIEDE		ALTRO		<table border="1"> <tr><th colspan="2">CONDIZIONI</th></tr> <tr><th colspan="2">SOSTEGNO</th></tr> <tr><td>☐</td><td>- ☐</td></tr> <tr><td></td><td>x</td></tr> <tr><th colspan="2">DIFFUSORE</th></tr> <tr><td>☐</td><td>- ☐</td></tr> <tr><td></td><td>x</td></tr> <tr><th colspan="2">GENERALE</th></tr> <tr><td>☐</td><td>- ☐</td></tr> <tr><td></td><td>x</td></tr> </table>	CONDIZIONI		SOSTEGNO		☐	- ☐		x	DIFFUSORE		☐	- ☐		x	GENERALE		☐	- ☐		x
IDENTIFICAZIONE																																																											
COORD. GPS																																																											
MARCA																																																											
TIPO																																																											
QUADRO																																																											
CARATT.ELETTRICHE																																																											
IP																																																											
CLASSE	1																																																										
CUT OFF																																																											
SEMI CUT OFF	x																																																										
LINEA	Fg7or																																																										
SEZ.	4x1x6																																																										
x PE																																																											
POSIZIONE																																																											
SEDE STRADALE																																																											
BANCHINA																																																											
x MARCIAPIEDE																																																											
ALTRO																																																											
CONDIZIONI																																																											
SOSTEGNO																																																											
☐	- ☐																																																										
	x																																																										
DIFFUSORE																																																											
☐	- ☐																																																										
	x																																																										
GENERALE																																																											
☐	- ☐																																																										
	x																																																										
COD.	13	VIA Costante Dalsasso																																																									
	<table border="1"> <tr><th colspan="2">CARATT.MECCANICHE</th></tr> <tr><td>PALO</td><td>CLS</td></tr> <tr><td>CILINDRICO</td><td>x FE</td></tr> <tr><td>x RASTREMATO</td><td>PVC</td></tr> <tr><td>CONICO</td><td>LEGNO</td></tr> </table>	CARATT.MECCANICHE		PALO	CLS	CILINDRICO	x FE	x RASTREMATO	PVC	CONICO	LEGNO	<table border="1"> <tr><th colspan="2">POSA</th></tr> <tr><td>x POZZ.</td><td>SCATOLA</td></tr> <tr><td>CLS</td><td>PVC</td></tr> <tr><td>x FE</td><td>FE</td></tr> <tr><td>PVC</td><td>INCASSO</td></tr> <tr><td></td><td>ESTERNA</td></tr> </table>	POSA		x POZZ.	SCATOLA	CLS	PVC	x FE	FE	PVC	INCASSO		ESTERNA	<table border="1"> <tr><th colspan="2">DIMENSIONI</th></tr> <tr><td>H.</td><td></td></tr> <tr><td>L.</td><td></td></tr> <tr><td>AcZn</td><td></td></tr> <tr><td>x VERN.</td><td>nero</td></tr> </table>	DIMENSIONI		H.		L.		AcZn		x VERN.	nero																								
CARATT.MECCANICHE																																																											
PALO	CLS																																																										
CILINDRICO	x FE																																																										
x RASTREMATO	PVC																																																										
CONICO	LEGNO																																																										
POSA																																																											
x POZZ.	SCATOLA																																																										
CLS	PVC																																																										
x FE	FE																																																										
PVC	INCASSO																																																										
	ESTERNA																																																										
DIMENSIONI																																																											
H.																																																											
L.																																																											
AcZn																																																											
x VERN.	nero																																																										
<table border="1"> <tr><th colspan="2">IDENTIFICAZIONE</th></tr> <tr><td colspan="2">COORD. GPS</td></tr> <tr><td>MARCA</td><td></td></tr> <tr><td>TIPO</td><td></td></tr> <tr><td>QUADRO</td><td></td></tr> </table> <p>Note:</p>	IDENTIFICAZIONE		COORD. GPS		MARCA		TIPO		QUADRO		<table border="1"> <tr><th colspan="2">CARATT.ELETTRICHE</th></tr> <tr><td>IP</td><td></td></tr> <tr><td>CLASSE</td><td>1</td></tr> <tr><td>CUT OFF</td><td></td></tr> <tr><td>SEMI CUT OFF</td><td>x</td></tr> <tr><td>LINEA</td><td>Fg7or</td></tr> <tr><td>SEZ.</td><td>4x1x6</td></tr> <tr><td>x PE</td><td></td></tr> </table>	CARATT.ELETTRICHE		IP		CLASSE	1	CUT OFF		SEMI CUT OFF	x	LINEA	Fg7or	SEZ.	4x1x6	x PE		<table border="1"> <tr><th colspan="2">POSIZIONE</th></tr> <tr><td>x SEDE STRADALE</td><td></td></tr> <tr><td>BANCHINA</td><td></td></tr> <tr><td>MARCIAPIEDE</td><td></td></tr> <tr><td>ALTRO</td><td></td></tr> </table> <p>Note:</p>	POSIZIONE		x SEDE STRADALE		BANCHINA		MARCIAPIEDE		ALTRO		<table border="1"> <tr><th colspan="2">CONDIZIONI</th></tr> <tr><th colspan="2">SOSTEGNO</th></tr> <tr><td>☐</td><td>- ☐</td></tr> <tr><td></td><td>x</td></tr> <tr><th colspan="2">DIFFUSORE</th></tr> <tr><td>☐</td><td>- ☐</td></tr> <tr><td></td><td>x</td></tr> <tr><th colspan="2">GENERALE</th></tr> <tr><td>☐</td><td>- ☐</td></tr> <tr><td></td><td>x</td></tr> </table>	CONDIZIONI		SOSTEGNO		☐	- ☐		x	DIFFUSORE		☐	- ☐		x	GENERALE		☐	- ☐		x
IDENTIFICAZIONE																																																											
COORD. GPS																																																											
MARCA																																																											
TIPO																																																											
QUADRO																																																											
CARATT.ELETTRICHE																																																											
IP																																																											
CLASSE	1																																																										
CUT OFF																																																											
SEMI CUT OFF	x																																																										
LINEA	Fg7or																																																										
SEZ.	4x1x6																																																										
x PE																																																											
POSIZIONE																																																											
x SEDE STRADALE																																																											
BANCHINA																																																											
MARCIAPIEDE																																																											
ALTRO																																																											
CONDIZIONI																																																											
SOSTEGNO																																																											
☐	- ☐																																																										
	x																																																										
DIFFUSORE																																																											
☐	- ☐																																																										
	x																																																										
GENERALE																																																											
☐	- ☐																																																										
	x																																																										
COD.	14	VIA Costante Dalsasso																																																									
	<table border="1"> <tr><th colspan="2">CARATT.MECCANICHE</th></tr> <tr><td>PALO INC.</td><td>CLS</td></tr> <tr><td>CILINDRICO</td><td>x FE</td></tr> <tr><td>x RASTREMATO</td><td>PVC</td></tr> <tr><td>CONICO</td><td>LEGNO</td></tr> </table>	CARATT.MECCANICHE		PALO INC.	CLS	CILINDRICO	x FE	x RASTREMATO	PVC	CONICO	LEGNO	<table border="1"> <tr><th colspan="2">POSA</th></tr> <tr><td>x POZZ.</td><td>SCATOLA</td></tr> <tr><td>CLS</td><td>PVC</td></tr> <tr><td>x FE</td><td>FE</td></tr> <tr><td>PVC</td><td>INCASSO</td></tr> <tr><td></td><td>ESTERNA</td></tr> </table>	POSA		x POZZ.	SCATOLA	CLS	PVC	x FE	FE	PVC	INCASSO		ESTERNA	<table border="1"> <tr><th colspan="2">DIMENSIONI</th></tr> <tr><td>H.</td><td></td></tr> <tr><td>L.</td><td></td></tr> <tr><td>AcZn</td><td></td></tr> <tr><td>x VERN.</td><td>nero</td></tr> </table>	DIMENSIONI		H.		L.		AcZn		x VERN.	nero																								
CARATT.MECCANICHE																																																											
PALO INC.	CLS																																																										
CILINDRICO	x FE																																																										
x RASTREMATO	PVC																																																										
CONICO	LEGNO																																																										
POSA																																																											
x POZZ.	SCATOLA																																																										
CLS	PVC																																																										
x FE	FE																																																										
PVC	INCASSO																																																										
	ESTERNA																																																										
DIMENSIONI																																																											
H.																																																											
L.																																																											
AcZn																																																											
x VERN.	nero																																																										
<table border="1"> <tr><th colspan="2">IDENTIFICAZIONE</th></tr> <tr><td colspan="2">COORD. GPS</td></tr> <tr><td>MARCA</td><td></td></tr> <tr><td>TIPO</td><td></td></tr> <tr><td>QUADRO</td><td></td></tr> </table> <p>Note:</p>	IDENTIFICAZIONE		COORD. GPS		MARCA		TIPO		QUADRO		<table border="1"> <tr><th colspan="2">CARATT.ELETTRICHE</th></tr> <tr><td>IP</td><td></td></tr> <tr><td>CLASSE</td><td>1</td></tr> <tr><td>CUT OFF</td><td></td></tr> <tr><td>SEMI CUT OFF</td><td>x</td></tr> <tr><td>LINEA</td><td>Fg7or</td></tr> <tr><td>SEZ.</td><td>4x1x6</td></tr> <tr><td>x PE</td><td></td></tr> </table>	CARATT.ELETTRICHE		IP		CLASSE	1	CUT OFF		SEMI CUT OFF	x	LINEA	Fg7or	SEZ.	4x1x6	x PE		<table border="1"> <tr><th colspan="2">POSIZIONE</th></tr> <tr><td>SEDE STRADALE</td><td></td></tr> <tr><td>BANCHINA</td><td></td></tr> <tr><td>x MARCIAPIEDE</td><td></td></tr> <tr><td>ALTRO</td><td></td></tr> </table> <p>Note:</p>	POSIZIONE		SEDE STRADALE		BANCHINA		x MARCIAPIEDE		ALTRO		<table border="1"> <tr><th colspan="2">CONDIZIONI</th></tr> <tr><th colspan="2">SOSTEGNO</th></tr> <tr><td>☐</td><td>- ☐</td></tr> <tr><td></td><td>x</td></tr> <tr><th colspan="2">DIFFUSORE</th></tr> <tr><td>☐</td><td>- ☐</td></tr> <tr><td></td><td>x</td></tr> <tr><th colspan="2">GENERALE</th></tr> <tr><td>☐</td><td>- ☐</td></tr> <tr><td></td><td>x</td></tr> </table>	CONDIZIONI		SOSTEGNO		☐	- ☐		x	DIFFUSORE		☐	- ☐		x	GENERALE		☐	- ☐		x
IDENTIFICAZIONE																																																											
COORD. GPS																																																											
MARCA																																																											
TIPO																																																											
QUADRO																																																											
CARATT.ELETTRICHE																																																											
IP																																																											
CLASSE	1																																																										
CUT OFF																																																											
SEMI CUT OFF	x																																																										
LINEA	Fg7or																																																										
SEZ.	4x1x6																																																										
x PE																																																											
POSIZIONE																																																											
SEDE STRADALE																																																											
BANCHINA																																																											
x MARCIAPIEDE																																																											
ALTRO																																																											
CONDIZIONI																																																											
SOSTEGNO																																																											
☐	- ☐																																																										
	x																																																										
DIFFUSORE																																																											
☐	- ☐																																																										
	x																																																										
GENERALE																																																											
☐	- ☐																																																										
	x																																																										






<b>00</b>	PIANO REGOLATORE DELL'ILLUMINAZIONE COMUNALE – PRIC – DEL COMUNE DI SCURELLE (TN)		<i>censimento</i>	
	<b>SEZ</b>		Pag. 7 di 143	25_09_rel.doc

COD.	15	VIA Costante Dalsasso			
	<b>CARATT.MECCANICHE</b>		<b>POSA</b>		<b>DIMENSIONI</b>
	<input type="checkbox"/> PALO INC.	<input type="checkbox"/> CLS	<input checked="" type="checkbox"/> POZZ.	<input type="checkbox"/> SCATOLA	<input type="checkbox"/> H.
	<input type="checkbox"/> CILINDRICO	<input checked="" type="checkbox"/> FE	<input type="checkbox"/> CLS	<input type="checkbox"/> PVC	<input type="checkbox"/> L.
	<input checked="" type="checkbox"/> RASTREMATO	<input type="checkbox"/> PVC	<input checked="" type="checkbox"/> FE	<input type="checkbox"/> FE	<input type="checkbox"/> AcZn
	<input type="checkbox"/> CONICO	<input type="checkbox"/> LEGNO	<input type="checkbox"/> PVC	<input type="checkbox"/> INCASSO	<input checked="" type="checkbox"/> VERN.    nero
				<input type="checkbox"/> ESTERNA	
<b>IDENTIFICAZIONE</b>		<b>CARATT.ELETTRICHE</b>		<b>POSIZIONE</b>	
COORD. GPS		<input type="checkbox"/> IP		<input checked="" type="checkbox"/> SEDE STRADALE	
MARCA		CLASSE    1		<input type="checkbox"/> BANCHINA	
TIPO		CUT OFF		<input type="checkbox"/> MARCIAPIEDE	
QUADRO		SEMI CUT OFF <input checked="" type="checkbox"/>		<input type="checkbox"/> ALTRO	
Note:		LINEA    Fg7or		Note:	
		SEZ.    4x1x6			
		<input checked="" type="checkbox"/> PE			
				<b>CONDIZIONI</b> <b>SOSTEGNO</b> <input type="checkbox"/> - <input checked="" type="checkbox"/>	
				<input type="checkbox"/> - <input checked="" type="checkbox"/>	
				<b>DIFFUSORE</b> <input type="checkbox"/> - <input checked="" type="checkbox"/>	
				<input type="checkbox"/> - <input checked="" type="checkbox"/>	
				<b>GENERALE</b> <input type="checkbox"/> - <input checked="" type="checkbox"/>	
				<input type="checkbox"/> - <input checked="" type="checkbox"/>	
				<input type="checkbox"/> - <input checked="" type="checkbox"/>	
COD.	16	VIA Costante Dalsasso			
	<b>CARATT.MECCANICHE</b>		<b>POSA</b>		<b>DIMENSIONI</b>
	<input type="checkbox"/> PALO	<input type="checkbox"/> CLS	<input checked="" type="checkbox"/> POZZ.	<input type="checkbox"/> SCATOLA	<input type="checkbox"/> H.
	<input type="checkbox"/> CILINDRICO	<input checked="" type="checkbox"/> FE	<input type="checkbox"/> CLS	<input type="checkbox"/> PVC	<input type="checkbox"/> L.
	<input checked="" type="checkbox"/> RASTREMATO	<input type="checkbox"/> PVC	<input checked="" type="checkbox"/> FE	<input type="checkbox"/> FE	<input type="checkbox"/> AcZn
	<input type="checkbox"/> CONICO	<input type="checkbox"/> LEGNO	<input type="checkbox"/> PVC	<input type="checkbox"/> INCASSO	<input checked="" type="checkbox"/> VERN.    nero
				<input type="checkbox"/> ESTERNA	
<b>IDENTIFICAZIONE</b>		<b>CARATT.ELETTRICHE</b>		<b>POSIZIONE</b>	
COORD. GPS		<input type="checkbox"/> IP		<input type="checkbox"/> SEDE STRADALE	
MARCA		CLASSE    1		<input type="checkbox"/> BANCHINA	
TIPO		CUT OFF		<input checked="" type="checkbox"/> MARCIAPIEDE	
QUADRO		SEMI CUT OFF <input checked="" type="checkbox"/>		<input type="checkbox"/> ALTRO	
Note:		LINEA    Fg7or		Note:	
		SEZ.    4x1x6			
		<input checked="" type="checkbox"/> PE			
				<b>CONDIZIONI</b> <b>SOSTEGNO</b> <input type="checkbox"/> - <input checked="" type="checkbox"/>	
				<input type="checkbox"/> - <input checked="" type="checkbox"/>	
				<b>DIFFUSORE</b> <input type="checkbox"/> - <input checked="" type="checkbox"/>	
				<input type="checkbox"/> - <input checked="" type="checkbox"/>	
				<b>GENERALE</b> <input type="checkbox"/> - <input checked="" type="checkbox"/>	
				<input type="checkbox"/> - <input checked="" type="checkbox"/>	
				<input type="checkbox"/> - <input checked="" type="checkbox"/>	
COD.	17	VIA Costante Dalsasso			
	<b>CARATT.MECCANICHE</b>		<b>POSA</b>		<b>DIMENSIONI</b>
	<input type="checkbox"/> PALO	<input type="checkbox"/> CLS	<input checked="" type="checkbox"/> POZZ.	<input type="checkbox"/> SCATOLA	<input type="checkbox"/> H.
	<input type="checkbox"/> CILINDRICO	<input checked="" type="checkbox"/> FE	<input type="checkbox"/> CLS	<input type="checkbox"/> PVC	<input type="checkbox"/> L.
	<input checked="" type="checkbox"/> RASTREMATO	<input type="checkbox"/> PVC	<input checked="" type="checkbox"/> FE	<input type="checkbox"/> FE	<input type="checkbox"/> AcZn
	<input type="checkbox"/> CONICO	<input type="checkbox"/> LEGNO	<input type="checkbox"/> PVC	<input type="checkbox"/> INCASSO	<input checked="" type="checkbox"/> VERN.    nero
				<input type="checkbox"/> ESTERNA	
<b>IDENTIFICAZIONE</b>		<b>CARATT.ELETTRICHE</b>		<b>POSIZIONE</b>	
COORD. GPS		<input type="checkbox"/> IP		<input checked="" type="checkbox"/> SEDE STRADALE	
MARCA		CLASSE    1		<input type="checkbox"/> BANCHINA	
TIPO		CUT OFF		<input type="checkbox"/> MARCIAPIEDE	
QUADRO		SEMI CUT OFF <input checked="" type="checkbox"/>		<input type="checkbox"/> ALTRO	
Note:		LINEA    Fg7or		Note:	
		SEZ.    4x1x6			
		<input checked="" type="checkbox"/> PE			
				<b>CONDIZIONI</b> <b>SOSTEGNO</b> <input type="checkbox"/> - <input checked="" type="checkbox"/>	
				<input type="checkbox"/> - <input checked="" type="checkbox"/>	
				<b>DIFFUSORE</b> <input type="checkbox"/> - <input checked="" type="checkbox"/>	
				<input type="checkbox"/> - <input checked="" type="checkbox"/>	
				<b>GENERALE</b> <input type="checkbox"/> - <input checked="" type="checkbox"/>	
				<input type="checkbox"/> - <input checked="" type="checkbox"/>	
				<input type="checkbox"/> - <input checked="" type="checkbox"/>	

<b>00</b>	PIANO REGOLATORE DELL'ILLUMINAZIONE COMUNALE – PRIC – DEL COMUNE DI SCURELLE (TN)	<i>censimento</i>	
<b>SEZ</b>		Pag. 8 di 143	25_09_rel.doc

COD.	18	VIA Costante Dalsasso		
	<b>CARATT.MECCANICHE</b>		<b>POSA</b>	
	<input type="checkbox"/> PALO	<input type="checkbox"/> CLS	<input checked="" type="checkbox"/> POZZ.	<input type="checkbox"/> SCATOLA
	<input type="checkbox"/> CILINDRICO	<input checked="" type="checkbox"/> FE	<input type="checkbox"/> CLS	<input type="checkbox"/> PVC
	<input checked="" type="checkbox"/> RASTREMATO	<input type="checkbox"/> PVC	<input checked="" type="checkbox"/> FE	<input type="checkbox"/> FE
	<input type="checkbox"/> CONICO	<input type="checkbox"/> LEGNO	<input type="checkbox"/> PVC	<input type="checkbox"/> INCASSO
				<input type="checkbox"/> ESTERNA
<b>IDENTIFICAZIONE</b>		<b>CARATT.ELETTRICHE</b>		
COORD. GPS		<input type="checkbox"/> IP		
		<input type="checkbox"/> CLASSE		
MARCA		<input type="checkbox"/> CUT OFF		
TIPO		<input type="checkbox"/> SEMI CUT OFF		
QUADRO		<input checked="" type="checkbox"/> LINEA		
Note:		Fg7or		
		<input type="checkbox"/> SEZ.		
		4x1x6		
		<input checked="" type="checkbox"/> PE		
		<b>POSIZIONE</b>		
		<input type="checkbox"/> SEDE STRADALE		
		<input type="checkbox"/> BANCHINA		
		<input checked="" type="checkbox"/> MARCIAPIEDE		
		<input type="checkbox"/> ALTRO		
		Note:		
		<b>CONDIZIONI</b>		
		<b>SOSTEGNO</b>		
		<input type="checkbox"/> - <input type="checkbox"/>		
		<input type="checkbox"/> x		
		<b>DIFFUSORE</b>		
		<input type="checkbox"/> - <input type="checkbox"/>		
		<input type="checkbox"/> x		
		<b>GENERALE</b>		
		<input type="checkbox"/> - <input type="checkbox"/>		
		<input type="checkbox"/> x		
COD.	19	VIA Alcide Degasperì		
	<b>CARATT.MECCANICHE</b>		<b>POSA</b>	
	<input type="checkbox"/> PALO	<input type="checkbox"/> CLS	<input checked="" type="checkbox"/> POZZ.	<input type="checkbox"/> SCATOLA
	<input type="checkbox"/> CILINDRICO	<input checked="" type="checkbox"/> FE	<input type="checkbox"/> CLS	<input type="checkbox"/> PVC
	<input checked="" type="checkbox"/> RASTREMATO	<input type="checkbox"/> PVC	<input checked="" type="checkbox"/> FE	<input type="checkbox"/> FE
	<input type="checkbox"/> CONICO	<input type="checkbox"/> LEGNO	<input type="checkbox"/> PVC	<input type="checkbox"/> INCASSO
				<input type="checkbox"/> ESTERNA
<b>IDENTIFICAZIONE</b>		<b>CARATT.ELETTRICHE</b>		
COORD. GPS		<input type="checkbox"/> IP		
		<input type="checkbox"/> CLASSE		
MARCA		<input type="checkbox"/> CUT OFF		
TIPO		<input type="checkbox"/> SEMI CUT OFF		
QUADRO		<input checked="" type="checkbox"/> LINEA		
Note:		Fg7or		
		<input type="checkbox"/> SEZ.		
		4x1x6		
		<input checked="" type="checkbox"/> PE		
		<b>POSIZIONE</b>		
		<input checked="" type="checkbox"/> SEDE STRADALE		
		<input type="checkbox"/> BANCHINA		
		<input type="checkbox"/> MARCIAPIEDE		
		<input type="checkbox"/> ALTRO		
		Note:		
		<b>CONDIZIONI</b>		
		<b>SOSTEGNO</b>		
		<input type="checkbox"/> - <input type="checkbox"/>		
		<input type="checkbox"/> x		
		<b>DIFFUSORE</b>		
		<input type="checkbox"/> - <input type="checkbox"/>		
		<input type="checkbox"/> x		
		<b>GENERALE</b>		
		<input type="checkbox"/> - <input type="checkbox"/>		
		<input type="checkbox"/> x		
COD.	20	VIA Alcide Degasperì		
	<b>CARATT.MECCANICHE</b>		<b>POSA</b>	
	<input type="checkbox"/> PALO INC.	<input type="checkbox"/> CLS	<input checked="" type="checkbox"/> POZZ.	<input type="checkbox"/> SCATOLA
	<input type="checkbox"/> CILINDRICO	<input checked="" type="checkbox"/> FE	<input type="checkbox"/> CLS	<input type="checkbox"/> PVC
	<input checked="" type="checkbox"/> RASTREMATO	<input type="checkbox"/> PVC	<input checked="" type="checkbox"/> FE	<input type="checkbox"/> FE
	<input type="checkbox"/> CONICO	<input type="checkbox"/> LEGNO	<input type="checkbox"/> PVC	<input type="checkbox"/> INCASSO
				<input type="checkbox"/> ESTERNA
<b>IDENTIFICAZIONE</b>		<b>CARATT.ELETTRICHE</b>		
COORD. GPS		<input type="checkbox"/> IP		
		<input type="checkbox"/> CLASSE		
MARCA		<input type="checkbox"/> CUT OFF		
TIPO		<input type="checkbox"/> SEMI CUT OFF		
QUADRO		<input checked="" type="checkbox"/> LINEA		
Note:		Fg7or		
		<input type="checkbox"/> SEZ.		
		4x1x6		
		<input checked="" type="checkbox"/> PE		
		<b>POSIZIONE</b>		
		<input checked="" type="checkbox"/> SEDE STRADALE		
		<input type="checkbox"/> BANCHINA		
		<input type="checkbox"/> MARCIAPIEDE		
		<input type="checkbox"/> ALTRO		
		Note:		
		<b>CONDIZIONI</b>		
		<b>SOSTEGNO</b>		
		<input type="checkbox"/> - <input type="checkbox"/>		
		<input type="checkbox"/> x		
		<b>DIFFUSORE</b>		
		<input type="checkbox"/> - <input type="checkbox"/>		
		<input type="checkbox"/> x		
		<b>GENERALE</b>		
		<input type="checkbox"/> - <input type="checkbox"/>		
		<input type="checkbox"/> x		



COD.	21	VIA Alcide Degasperì																																
	<b>CARATT.MECCANICHE</b>		<b>POSA</b>																															
	<table border="1" style="width:100%; border-collapse: collapse;"> <tr><td>PALO INC.</td><td></td><td>CLS</td></tr> <tr><td>CILINDRICO</td><td style="text-align: center;">x</td><td>FE</td></tr> <tr><td>RASTREMATO</td><td></td><td>PVC</td></tr> <tr><td>CONICO</td><td></td><td>LEGNO</td></tr> </table>	PALO INC.		CLS	CILINDRICO	x	FE	RASTREMATO		PVC	CONICO		LEGNO	<table border="1" style="width:100%; border-collapse: collapse;"> <tr><td style="text-align: center;">x</td><td>POZZ.</td><td>SCATOLA</td></tr> <tr><td></td><td>CLS</td><td>PVC</td></tr> <tr><td style="text-align: center;">x</td><td>FE</td><td>FE</td></tr> <tr><td></td><td>PVC</td><td>INCASSO</td></tr> <tr><td></td><td></td><td>ESTERNA</td></tr> </table>	x	POZZ.	SCATOLA		CLS	PVC	x	FE	FE		PVC	INCASSO			ESTERNA	<b>DIMENSIONI</b>				
PALO INC.		CLS																																
CILINDRICO	x	FE																																
RASTREMATO		PVC																																
CONICO		LEGNO																																
x	POZZ.	SCATOLA																																
	CLS	PVC																																
x	FE	FE																																
	PVC	INCASSO																																
		ESTERNA																																
<b>IDENTIFICAZIONE</b>		<b>CARATT.ELETTRICHE</b>	<b>POSIZIONE</b>																															
<table border="1" style="width:100%; border-collapse: collapse;"> <tr><td colspan="2">COORD. GPS</td></tr> <tr><td>MARCA</td><td></td></tr> <tr><td>TIPO</td><td></td></tr> <tr><td>QUADRO</td><td></td></tr> </table> <p>Note:</p>		COORD. GPS		MARCA		TIPO		QUADRO		<table border="1" style="width:100%; border-collapse: collapse;"> <tr><td>IP</td><td></td></tr> <tr><td>CLASSE</td><td style="text-align: center;">1</td></tr> <tr><td>CUT OFF</td><td></td></tr> <tr><td>SEMI CUT OFF</td><td style="text-align: center;">x</td></tr> <tr><td>LINEA</td><td style="text-align: center;">Fg7or</td></tr> <tr><td>SEZ.</td><td style="text-align: center;">4x1x6</td></tr> <tr><td style="text-align: center;">x</td><td>PE</td></tr> </table>	IP		CLASSE	1	CUT OFF		SEMI CUT OFF	x	LINEA	Fg7or	SEZ.	4x1x6	x	PE	<table border="1" style="width:100%; border-collapse: collapse;"> <tr><td style="text-align: center;">x</td><td>SEDE STRADALE</td></tr> <tr><td></td><td>BANCHINA</td></tr> <tr><td></td><td>MARCIAPIEDE</td></tr> <tr><td></td><td>ALTRO</td></tr> </table> <p>Note:</p>	x	SEDE STRADALE		BANCHINA		MARCIAPIEDE		ALTRO	<b>CONDIZIONI</b>
COORD. GPS																																		
MARCA																																		
TIPO																																		
QUADRO																																		
IP																																		
CLASSE	1																																	
CUT OFF																																		
SEMI CUT OFF	x																																	
LINEA	Fg7or																																	
SEZ.	4x1x6																																	
x	PE																																	
x	SEDE STRADALE																																	
	BANCHINA																																	
	MARCIAPIEDE																																	
	ALTRO																																	
COD.	22	VIA Alcide Degasperì																																
	<b>CARATT.MECCANICHE</b>		<b>POSA</b>																															
	<table border="1" style="width:100%; border-collapse: collapse;"> <tr><td>PALO INC.</td><td></td><td>CLS</td></tr> <tr><td>CILINDRICO</td><td style="text-align: center;">x</td><td>FE</td></tr> <tr><td>RASTREMATO</td><td></td><td>PVC</td></tr> <tr><td>CONICO</td><td></td><td>LEGNO</td></tr> </table>	PALO INC.		CLS	CILINDRICO	x	FE	RASTREMATO		PVC	CONICO		LEGNO	<table border="1" style="width:100%; border-collapse: collapse;"> <tr><td style="text-align: center;">x</td><td>POZZ.</td><td>SCATOLA</td></tr> <tr><td></td><td>CLS</td><td>PVC</td></tr> <tr><td style="text-align: center;">x</td><td>FE</td><td>FE</td></tr> <tr><td></td><td>PVC</td><td>INCASSO</td></tr> <tr><td></td><td></td><td>ESTERNA</td></tr> </table>	x	POZZ.	SCATOLA		CLS	PVC	x	FE	FE		PVC	INCASSO			ESTERNA	<b>DIMENSIONI</b>				
PALO INC.		CLS																																
CILINDRICO	x	FE																																
RASTREMATO		PVC																																
CONICO		LEGNO																																
x	POZZ.	SCATOLA																																
	CLS	PVC																																
x	FE	FE																																
	PVC	INCASSO																																
		ESTERNA																																
<b>IDENTIFICAZIONE</b>		<b>CARATT.ELETTRICHE</b>	<b>POSIZIONE</b>																															
<table border="1" style="width:100%; border-collapse: collapse;"> <tr><td colspan="2">COORD. GPS</td></tr> <tr><td>MARCA</td><td></td></tr> <tr><td>TIPO</td><td></td></tr> <tr><td>QUADRO</td><td></td></tr> </table> <p>Note:</p>		COORD. GPS		MARCA		TIPO		QUADRO		<table border="1" style="width:100%; border-collapse: collapse;"> <tr><td>IP</td><td></td></tr> <tr><td>CLASSE</td><td style="text-align: center;">1</td></tr> <tr><td>CUT OFF</td><td></td></tr> <tr><td>SEMI CUT OFF</td><td style="text-align: center;">x</td></tr> <tr><td>LINEA</td><td style="text-align: center;">Fg7or</td></tr> <tr><td>SEZ.</td><td style="text-align: center;">4x1x6</td></tr> <tr><td style="text-align: center;">x</td><td>PE</td></tr> </table>	IP		CLASSE	1	CUT OFF		SEMI CUT OFF	x	LINEA	Fg7or	SEZ.	4x1x6	x	PE	<table border="1" style="width:100%; border-collapse: collapse;"> <tr><td style="text-align: center;">x</td><td>SEDE STRADALE</td></tr> <tr><td></td><td>BANCHINA</td></tr> <tr><td></td><td>MARCIAPIEDE</td></tr> <tr><td></td><td>ALTRO</td></tr> </table> <p>Note:</p> <p>Diffusore annerito</p>	x	SEDE STRADALE		BANCHINA		MARCIAPIEDE		ALTRO	<b>CONDIZIONI</b>
COORD. GPS																																		
MARCA																																		
TIPO																																		
QUADRO																																		
IP																																		
CLASSE	1																																	
CUT OFF																																		
SEMI CUT OFF	x																																	
LINEA	Fg7or																																	
SEZ.	4x1x6																																	
x	PE																																	
x	SEDE STRADALE																																	
	BANCHINA																																	
	MARCIAPIEDE																																	
	ALTRO																																	
COD.	23	VIA Alcide Degasperì																																
	<b>CARATT.MECCANICHE</b>		<b>POSA</b>																															
	<table border="1" style="width:100%; border-collapse: collapse;"> <tr><td>PALO INC.</td><td></td><td>CLS</td></tr> <tr><td>CILINDRICO</td><td style="text-align: center;">x</td><td>FE</td></tr> <tr><td>RASTREMATO</td><td></td><td>PVC</td></tr> <tr><td>CONICO</td><td></td><td>LEGNO</td></tr> </table>	PALO INC.		CLS	CILINDRICO	x	FE	RASTREMATO		PVC	CONICO		LEGNO	<table border="1" style="width:100%; border-collapse: collapse;"> <tr><td style="text-align: center;">x</td><td>POZZ.</td><td>SCATOLA</td></tr> <tr><td></td><td>CLS</td><td>PVC</td></tr> <tr><td style="text-align: center;">x</td><td>FE</td><td>FE</td></tr> <tr><td></td><td>PVC</td><td>INCASSO</td></tr> <tr><td></td><td></td><td>ESTERNA</td></tr> </table>	x	POZZ.	SCATOLA		CLS	PVC	x	FE	FE		PVC	INCASSO			ESTERNA	<b>DIMENSIONI</b>				
PALO INC.		CLS																																
CILINDRICO	x	FE																																
RASTREMATO		PVC																																
CONICO		LEGNO																																
x	POZZ.	SCATOLA																																
	CLS	PVC																																
x	FE	FE																																
	PVC	INCASSO																																
		ESTERNA																																
<b>IDENTIFICAZIONE</b>		<b>CARATT.ELETTRICHE</b>	<b>POSIZIONE</b>																															
<table border="1" style="width:100%; border-collapse: collapse;"> <tr><td colspan="2">COORD. GPS</td></tr> <tr><td>MARCA</td><td></td></tr> <tr><td>TIPO</td><td></td></tr> <tr><td>QUADRO</td><td></td></tr> </table> <p>Note:</p>		COORD. GPS		MARCA		TIPO		QUADRO		<table border="1" style="width:100%; border-collapse: collapse;"> <tr><td>IP</td><td></td></tr> <tr><td>CLASSE</td><td style="text-align: center;">1</td></tr> <tr><td>CUT OFF</td><td></td></tr> <tr><td>SEMI CUT OFF</td><td style="text-align: center;">x</td></tr> <tr><td>LINEA</td><td style="text-align: center;">Fg7or</td></tr> <tr><td>SEZ.</td><td style="text-align: center;">4x1x6</td></tr> <tr><td style="text-align: center;">x</td><td>PE</td></tr> </table>	IP		CLASSE	1	CUT OFF		SEMI CUT OFF	x	LINEA	Fg7or	SEZ.	4x1x6	x	PE	<table border="1" style="width:100%; border-collapse: collapse;"> <tr><td style="text-align: center;">x</td><td>SEDE STRADALE</td></tr> <tr><td></td><td>BANCHINA</td></tr> <tr><td></td><td>MARCIAPIEDE</td></tr> <tr><td></td><td>ALTRO</td></tr> </table> <p>Note:</p>	x	SEDE STRADALE		BANCHINA		MARCIAPIEDE		ALTRO	<b>CONDIZIONI</b>
COORD. GPS																																		
MARCA																																		
TIPO																																		
QUADRO																																		
IP																																		
CLASSE	1																																	
CUT OFF																																		
SEMI CUT OFF	x																																	
LINEA	Fg7or																																	
SEZ.	4x1x6																																	
x	PE																																	
x	SEDE STRADALE																																	
	BANCHINA																																	
	MARCIAPIEDE																																	
	ALTRO																																	




<b>00</b>	PIANO REGOLATORE DELL'ILLUMINAZIONE COMUNALE – PRIC – DEL COMUNE DI SCURELLE (TN)	<i>censimento</i>	
<b>SEZ</b>		Pag. 10 di 143	25_09_rel.doc




COD.	24	VIA Alcide Degasperì	
	<b>CARATT.MECCANICHE</b>		<b>POSA</b>
	<input type="checkbox"/> PALO INC.	<input type="checkbox"/> CLS	<input checked="" type="checkbox"/> POZZ.
	<input type="checkbox"/> CILINDRICO	<input checked="" type="checkbox"/> FE	<input type="checkbox"/> SCATOLA
	<input checked="" type="checkbox"/> RASTREMATO	<input type="checkbox"/> PVC	<input type="checkbox"/> CLS
	<input type="checkbox"/> CONICO	<input type="checkbox"/> LEGNO	<input checked="" type="checkbox"/> FE
			<input type="checkbox"/> PVC
			<input type="checkbox"/> INCASSO
			<input type="checkbox"/> ESTERNA
<b>IDENTIFICAZIONE</b>		<b>CARATT.ELETTRICHE</b>	
COORD. GPS		<input type="checkbox"/> IP	
MARCA		<input type="checkbox"/> CLASSE	
TIPO		<input type="checkbox"/> CUT OFF	
QUADRO		<input type="checkbox"/> SEMI CUT OFF	
Note:		<input type="checkbox"/> LINEA	
		<input type="checkbox"/> SEZ.	
		<input checked="" type="checkbox"/> PE	
		<input type="checkbox"/> Fg7or	
		<input type="checkbox"/> 4x1x6	
		<b>CONDIZIONI</b>	
		<b>SOSTEGNO</b>	
		<input type="checkbox"/> - <input type="checkbox"/>	
		<input type="checkbox"/> x	
		<b>DIFFUSORE</b>	
		<input type="checkbox"/> - <input type="checkbox"/>	
		<input type="checkbox"/> x	
		<b>GENERALE</b>	
		<input type="checkbox"/> - <input type="checkbox"/>	
		<input type="checkbox"/> x	
COD.	25	VIA Alcide Degasperì	
	<b>CARATT.MECCANICHE</b>		<b>POSA</b>
	<input type="checkbox"/> PALO INC.	<input type="checkbox"/> CLS	<input checked="" type="checkbox"/> POZZ.
	<input type="checkbox"/> CILINDRICO	<input checked="" type="checkbox"/> FE	<input type="checkbox"/> SCATOLA
	<input checked="" type="checkbox"/> RASTREMATO	<input type="checkbox"/> PVC	<input type="checkbox"/> CLS
	<input type="checkbox"/> CONICO	<input type="checkbox"/> LEGNO	<input checked="" type="checkbox"/> FE
			<input type="checkbox"/> PVC
			<input type="checkbox"/> INCASSO
			<input type="checkbox"/> ESTERNA
<b>IDENTIFICAZIONE</b>		<b>CARATT.ELETTRICHE</b>	
COORD. GPS		<input type="checkbox"/> IP	
MARCA		<input type="checkbox"/> CLASSE	
TIPO		<input type="checkbox"/> CUT OFF	
QUADRO		<input type="checkbox"/> SEMI CUT OFF	
Note:		<input type="checkbox"/> LINEA	
		<input type="checkbox"/> SEZ.	
		<input checked="" type="checkbox"/> PE	
		<input type="checkbox"/> Fg7or	
		<input type="checkbox"/> 4x1x6	
		<b>CONDIZIONI</b>	
		<b>SOSTEGNO</b>	
		<input type="checkbox"/> - <input type="checkbox"/>	
		<input type="checkbox"/> x	
		<b>DIFFUSORE</b>	
		<input type="checkbox"/> - <input type="checkbox"/>	
		<input type="checkbox"/> x	
		<b>GENERALE</b>	
		<input type="checkbox"/> - <input type="checkbox"/>	
		<input type="checkbox"/> x	
COD.	26	VIA Alcide Degasperì	
	<b>CARATT.MECCANICHE</b>		<b>POSA</b>
	<input type="checkbox"/> PALO INC.	<input type="checkbox"/> CLS	<input type="checkbox"/> POZZ.
	<input type="checkbox"/> CILINDRICO	<input checked="" type="checkbox"/> FE	<input type="checkbox"/> SCATOLA
	<input checked="" type="checkbox"/> RASTREMATO	<input type="checkbox"/> PVC	<input type="checkbox"/> CLS
	<input type="checkbox"/> CONICO	<input type="checkbox"/> LEGNO	<input type="checkbox"/> FE
			<input type="checkbox"/> PVC
			<input type="checkbox"/> INCASSO
			<input type="checkbox"/> ESTERNA
<b>IDENTIFICAZIONE</b>		<b>CARATT.ELETTRICHE</b>	
COORD. GPS		<input type="checkbox"/> IP	
MARCA		<input type="checkbox"/> CLASSE	
TIPO		<input type="checkbox"/> CUT OFF	
QUADRO		<input type="checkbox"/> SEMI CUT OFF	
Note:		<input type="checkbox"/> LINEA	
		<input type="checkbox"/> SEZ.	
		<input checked="" type="checkbox"/> PE	
		<input type="checkbox"/> Fg7or	
		<input type="checkbox"/> 4x1x6	
		<b>CONDIZIONI</b>	
		<b>SOSTEGNO</b>	
		<input type="checkbox"/> - <input type="checkbox"/>	
		<input type="checkbox"/> x	
		<b>DIFFUSORE</b>	
		<input type="checkbox"/> - <input type="checkbox"/>	
		<input type="checkbox"/> x	
		<b>GENERALE</b>	
		<input type="checkbox"/> - <input type="checkbox"/>	
		<input type="checkbox"/> x	

<b>00</b>	PIANO REGOLATORE DELL'ILLUMINAZIONE COMUNALE – PRIC – DEL COMUNE DI SCURELLE (TN)	<i>censimento</i>	
<b>SEZ</b>		Pag. 11 di 143	25_09_rel.doc



COD.	27	VIA																																																									
	<b>CARATT.MECCANICHE</b> <table border="1"> <tr><td>PALO</td><td></td><td>CLS</td></tr> <tr><td>CILINDRICO</td><td>x</td><td>FE</td></tr> <tr><td>RASTREMATO</td><td></td><td>PVC</td></tr> <tr><td>CONICO</td><td></td><td>LEGNO</td></tr> </table>		PALO		CLS	CILINDRICO	x	FE	RASTREMATO		PVC	CONICO		LEGNO	<b>POSA</b> <table border="1"> <tr><td>x</td><td>POZZ.</td><td>SCATOLA</td></tr> <tr><td></td><td>CLS</td><td>PVC</td></tr> <tr><td>x</td><td>FE</td><td>FE</td></tr> <tr><td></td><td>PVC</td><td>INCASSO</td></tr> <tr><td></td><td></td><td>ESTERNA</td></tr> </table>	x	POZZ.	SCATOLA		CLS	PVC	x	FE	FE		PVC	INCASSO			ESTERNA	<b>DIMENSIONI</b> <table border="1"> <tr><td></td><td>H.</td><td></td></tr> <tr><td></td><td>L.</td><td></td></tr> <tr><td></td><td>AcZn</td><td></td></tr> <tr><td>x</td><td>VERN.</td><td>nero</td></tr> </table>		H.			L.			AcZn		x	VERN.	nero																
	PALO		CLS																																																								
CILINDRICO	x	FE																																																									
RASTREMATO		PVC																																																									
CONICO		LEGNO																																																									
x	POZZ.	SCATOLA																																																									
	CLS	PVC																																																									
x	FE	FE																																																									
	PVC	INCASSO																																																									
		ESTERNA																																																									
	H.																																																										
	L.																																																										
	AcZn																																																										
x	VERN.	nero																																																									
<b>IDENTIFICAZIONE</b> <table border="1"> <tr><td colspan="2">COORD. GPS</td></tr> <tr><td>MARCA</td><td></td></tr> <tr><td>TIPO</td><td></td></tr> <tr><td>QUADRO</td><td></td></tr> </table> <p>Note:</p>	COORD. GPS		MARCA		TIPO		QUADRO		<b>CARATT.ELETTRICHE</b> <table border="1"> <tr><td>IP</td><td></td><td></td></tr> <tr><td>CLASSE</td><td>1</td><td></td></tr> <tr><td>CUT OFF</td><td></td><td></td></tr> <tr><td>SEMI CUT OFF</td><td>x</td><td></td></tr> <tr><td>LINEA</td><td>Fg7or</td><td></td></tr> <tr><td>SEZ.</td><td>4x1x6</td><td></td></tr> <tr><td>x</td><td>PE</td><td></td></tr> </table>		IP			CLASSE	1		CUT OFF			SEMI CUT OFF	x		LINEA	Fg7or		SEZ.	4x1x6		x	PE		<b>POSIZIONE</b> <table border="1"> <tr><td>x</td><td>SEDE STRADALE</td></tr> <tr><td></td><td>BANCHINA</td></tr> <tr><td></td><td>MARCIAPIEDE</td></tr> <tr><td></td><td>ALTRO</td></tr> </table> <p>Note:</p>	x	SEDE STRADALE		BANCHINA		MARCIAPIEDE		ALTRO	<b>CONDIZIONI</b> <b>SOSTEGNO</b> <table border="1"> <tr><td>?</td><td>-</td><td>↺</td></tr> <tr><td></td><td></td><td>x</td></tr> </table> <b>DIFFUSORE</b> <table border="1"> <tr><td>?</td><td>-</td><td>↺</td></tr> <tr><td></td><td></td><td>x</td></tr> </table> <b>GENERALE</b> <table border="1"> <tr><td>?</td><td>-</td><td>↺</td></tr> <tr><td></td><td></td><td>x</td></tr> </table>	?	-	↺			x	?	-	↺			x	?	-	↺			x
COORD. GPS																																																											
MARCA																																																											
TIPO																																																											
QUADRO																																																											
IP																																																											
CLASSE	1																																																										
CUT OFF																																																											
SEMI CUT OFF	x																																																										
LINEA	Fg7or																																																										
SEZ.	4x1x6																																																										
x	PE																																																										
x	SEDE STRADALE																																																										
	BANCHINA																																																										
	MARCIAPIEDE																																																										
	ALTRO																																																										
?	-	↺																																																									
		x																																																									
?	-	↺																																																									
		x																																																									
?	-	↺																																																									
		x																																																									
COD.	28	VIA																																																									
	<b>CARATT.MECCANICHE</b> <table border="1"> <tr><td>PALO INC.</td><td></td><td>CLS</td></tr> <tr><td>CILINDRICO</td><td>x</td><td>FE</td></tr> <tr><td>RASTREMATO</td><td></td><td>PVC</td></tr> <tr><td>CONICO</td><td></td><td>LEGNO</td></tr> </table>		PALO INC.		CLS	CILINDRICO	x	FE	RASTREMATO		PVC	CONICO		LEGNO	<b>POSA</b> <table border="1"> <tr><td>x</td><td>POZZ.</td><td>SCATOLA</td></tr> <tr><td></td><td>CLS</td><td>PVC</td></tr> <tr><td>x</td><td>FE</td><td>FE</td></tr> <tr><td></td><td>PVC</td><td>INCASSO</td></tr> <tr><td></td><td></td><td>ESTERNA</td></tr> </table>	x	POZZ.	SCATOLA		CLS	PVC	x	FE	FE		PVC	INCASSO			ESTERNA	<b>DIMENSIONI</b> <table border="1"> <tr><td></td><td>H.</td><td></td></tr> <tr><td></td><td>L.</td><td></td></tr> <tr><td></td><td>AcZn</td><td></td></tr> <tr><td>x</td><td>VERN.</td><td>nero</td></tr> </table>		H.			L.			AcZn		x	VERN.	nero																
	PALO INC.		CLS																																																								
CILINDRICO	x	FE																																																									
RASTREMATO		PVC																																																									
CONICO		LEGNO																																																									
x	POZZ.	SCATOLA																																																									
	CLS	PVC																																																									
x	FE	FE																																																									
	PVC	INCASSO																																																									
		ESTERNA																																																									
	H.																																																										
	L.																																																										
	AcZn																																																										
x	VERN.	nero																																																									
<b>IDENTIFICAZIONE</b> <table border="1"> <tr><td colspan="2">COORD. GPS</td></tr> <tr><td>MARCA</td><td></td></tr> <tr><td>TIPO</td><td></td></tr> <tr><td>QUADRO</td><td></td></tr> </table> <p>Note:</p>	COORD. GPS		MARCA		TIPO		QUADRO		<b>CARATT.ELETTRICHE</b> <table border="1"> <tr><td>IP</td><td></td><td></td></tr> <tr><td>CLASSE</td><td>1</td><td></td></tr> <tr><td>CUT OFF</td><td></td><td></td></tr> <tr><td>SEMI CUT OFF</td><td>x</td><td></td></tr> <tr><td>LINEA</td><td>Fg7or</td><td></td></tr> <tr><td>SEZ.</td><td>4x1x6</td><td></td></tr> <tr><td>x</td><td>PE</td><td></td></tr> </table>		IP			CLASSE	1		CUT OFF			SEMI CUT OFF	x		LINEA	Fg7or		SEZ.	4x1x6		x	PE		<b>POSIZIONE</b> <table border="1"> <tr><td>x</td><td>SEDE STRADALE</td></tr> <tr><td></td><td>BANCHINA</td></tr> <tr><td></td><td>MARCIAPIEDE</td></tr> <tr><td></td><td>ALTRO</td></tr> </table> <p>Note:</p>	x	SEDE STRADALE		BANCHINA		MARCIAPIEDE		ALTRO	<b>CONDIZIONI</b> <b>SOSTEGNO</b> <table border="1"> <tr><td>?</td><td>-</td><td>↺</td></tr> <tr><td></td><td></td><td>x</td></tr> </table> <b>DIFFUSORE</b> <table border="1"> <tr><td>?</td><td>-</td><td>↺</td></tr> <tr><td></td><td></td><td>x</td></tr> </table> <b>GENERALE</b> <table border="1"> <tr><td>?</td><td>-</td><td>↺</td></tr> <tr><td></td><td></td><td>x</td></tr> </table>	?	-	↺			x	?	-	↺			x	?	-	↺			x
COORD. GPS																																																											
MARCA																																																											
TIPO																																																											
QUADRO																																																											
IP																																																											
CLASSE	1																																																										
CUT OFF																																																											
SEMI CUT OFF	x																																																										
LINEA	Fg7or																																																										
SEZ.	4x1x6																																																										
x	PE																																																										
x	SEDE STRADALE																																																										
	BANCHINA																																																										
	MARCIAPIEDE																																																										
	ALTRO																																																										
?	-	↺																																																									
		x																																																									
?	-	↺																																																									
		x																																																									
?	-	↺																																																									
		x																																																									
COD.	29	VIA																																																									
	<b>CARATT.MECCANICHE</b> <table border="1"> <tr><td>PALO INC.</td><td></td><td>CLS</td></tr> <tr><td>CILINDRICO</td><td>x</td><td>FE</td></tr> <tr><td>RASTREMATO</td><td></td><td>PVC</td></tr> <tr><td>CONICO</td><td></td><td>LEGNO</td></tr> </table>		PALO INC.		CLS	CILINDRICO	x	FE	RASTREMATO		PVC	CONICO		LEGNO	<b>POSA</b> <table border="1"> <tr><td>x</td><td>POZZ.</td><td>SCATOLA</td></tr> <tr><td></td><td>CLS</td><td>PVC</td></tr> <tr><td>x</td><td>FE</td><td>FE</td></tr> <tr><td></td><td>PVC</td><td>INCASSO</td></tr> <tr><td></td><td></td><td>ESTERNA</td></tr> </table>	x	POZZ.	SCATOLA		CLS	PVC	x	FE	FE		PVC	INCASSO			ESTERNA	<b>DIMENSIONI</b> <table border="1"> <tr><td></td><td>H.</td><td></td></tr> <tr><td></td><td>L.</td><td></td></tr> <tr><td></td><td>AcZn</td><td></td></tr> <tr><td>x</td><td>VERN.</td><td>nero</td></tr> </table>		H.			L.			AcZn		x	VERN.	nero																
	PALO INC.		CLS																																																								
CILINDRICO	x	FE																																																									
RASTREMATO		PVC																																																									
CONICO		LEGNO																																																									
x	POZZ.	SCATOLA																																																									
	CLS	PVC																																																									
x	FE	FE																																																									
	PVC	INCASSO																																																									
		ESTERNA																																																									
	H.																																																										
	L.																																																										
	AcZn																																																										
x	VERN.	nero																																																									
<b>IDENTIFICAZIONE</b> <table border="1"> <tr><td colspan="2">COORD. GPS</td></tr> <tr><td>MARCA</td><td></td></tr> <tr><td>TIPO</td><td></td></tr> <tr><td>QUADRO</td><td></td></tr> </table> <p>Note:</p>	COORD. GPS		MARCA		TIPO		QUADRO		<b>CARATT.ELETTRICHE</b> <table border="1"> <tr><td>IP</td><td></td><td></td></tr> <tr><td>CLASSE</td><td>1</td><td></td></tr> <tr><td>CUT OFF</td><td></td><td></td></tr> <tr><td>SEMI CUT OFF</td><td>x</td><td></td></tr> <tr><td>LINEA</td><td>Fg7or</td><td></td></tr> <tr><td>SEZ.</td><td>4x1x6</td><td></td></tr> <tr><td>PE</td><td></td><td></td></tr> </table>		IP			CLASSE	1		CUT OFF			SEMI CUT OFF	x		LINEA	Fg7or		SEZ.	4x1x6		PE			<b>POSIZIONE</b> <table border="1"> <tr><td>x</td><td>SEDE STRADALE</td></tr> <tr><td></td><td>BANCHINA</td></tr> <tr><td></td><td>MARCIAPIEDE</td></tr> <tr><td></td><td>ALTRO</td></tr> </table> <p>Note: palo tranciato a altezza 1 metro, piegato, messa a terra staccata</p>	x	SEDE STRADALE		BANCHINA		MARCIAPIEDE		ALTRO	<b>CONDIZIONI</b> <b>SOSTEGNO</b> <table border="1"> <tr><td>?</td><td>-</td><td>↺</td></tr> <tr><td>x</td><td></td><td></td></tr> </table> <b>DIFFUSORE</b> <table border="1"> <tr><td>?</td><td>-</td><td>↺</td></tr> <tr><td>x</td><td></td><td></td></tr> </table> <b>GENERALE</b> <table border="1"> <tr><td>?</td><td>-</td><td>↺</td></tr> <tr><td>x</td><td></td><td></td></tr> </table>	?	-	↺	x			?	-	↺	x			?	-	↺	x		
COORD. GPS																																																											
MARCA																																																											
TIPO																																																											
QUADRO																																																											
IP																																																											
CLASSE	1																																																										
CUT OFF																																																											
SEMI CUT OFF	x																																																										
LINEA	Fg7or																																																										
SEZ.	4x1x6																																																										
PE																																																											
x	SEDE STRADALE																																																										
	BANCHINA																																																										
	MARCIAPIEDE																																																										
	ALTRO																																																										
?	-	↺																																																									
x																																																											
?	-	↺																																																									
x																																																											
?	-	↺																																																									
x																																																											

<b>00</b>	PIANO REGOLATORE DELL'ILLUMINAZIONE COMUNALE – PRIC – DEL COMUNE DI SCURELLE (TN)	<i>censimento</i>	
<b>SEZ</b>		Pag. 12 di 143	25_09_rel.doc

COD.	30	VIA Via Del Villaggio		
	<b>CARATT.MECCANICHE</b>		<b>POSA</b>	
	<input type="checkbox"/> PALO INC.	<input type="checkbox"/> CLS	<input checked="" type="checkbox"/> POZZ.	<input type="checkbox"/> SCATOLA
	<input type="checkbox"/> CILINDRICO	<input checked="" type="checkbox"/> FE	<input type="checkbox"/> CLS	<input type="checkbox"/> PVC
	<input checked="" type="checkbox"/> RASTREMATO	<input type="checkbox"/> PVC	<input checked="" type="checkbox"/> FE	<input type="checkbox"/> FE
	<input type="checkbox"/> CONICO	<input type="checkbox"/> LEGNO	<input type="checkbox"/> PVC	<input type="checkbox"/> INCASSO
				<input type="checkbox"/> ESTERNA
<b>IDENTIFICAZIONE</b>		<b>CARATT.ELETTRICHE</b>		
COORD. GPS		<input type="checkbox"/> IP		
		<input type="checkbox"/> CLASSE		<input type="checkbox"/> 1
MARCA		<input type="checkbox"/> CUT OFF		
TIPO		<input type="checkbox"/> SEMI CUT OFF		<input checked="" type="checkbox"/> x
QUADRO		<input type="checkbox"/> LINEA		<input type="checkbox"/> Fg7or
Note:		<input type="checkbox"/> SEZ.		<input type="checkbox"/> 4x1x6
		<input checked="" type="checkbox"/> PE		
		<b>POSIZIONE</b>		
		<input type="checkbox"/> SEDE STRADALE		
		<input type="checkbox"/> BANCHINA		
		<input checked="" type="checkbox"/> MARCIAPIEDE		
		<input type="checkbox"/> ALTRO		
		Note:		
				<b>CONDIZIONI</b>
		<b>SOSTEGNO</b>		<input type="checkbox"/> - <input type="checkbox"/>
		<input type="checkbox"/>		<input checked="" type="checkbox"/> x
		<b>DIFFUSORE</b>		<input type="checkbox"/> - <input type="checkbox"/>
		<input type="checkbox"/>		<input checked="" type="checkbox"/> x
		<b>GENERALE</b>		<input type="checkbox"/> - <input type="checkbox"/>
		<input type="checkbox"/>		<input checked="" type="checkbox"/> x
COD.	31	VIA Via Del Villaggio		
	<b>CARATT.MECCANICHE</b>		<b>POSA</b>	
	<input type="checkbox"/> PALO	<input type="checkbox"/> CLS	<input checked="" type="checkbox"/> POZZ.	<input type="checkbox"/> SCATOLA
	<input type="checkbox"/> CILINDRICO	<input checked="" type="checkbox"/> FE	<input type="checkbox"/> CLS	<input type="checkbox"/> PVC
	<input checked="" type="checkbox"/> RASTREMATO	<input type="checkbox"/> PVC	<input checked="" type="checkbox"/> FE	<input type="checkbox"/> FE
	<input type="checkbox"/> CONICO	<input type="checkbox"/> LEGNO	<input type="checkbox"/> PVC	<input type="checkbox"/> INCASSO
				<input type="checkbox"/> ESTERNA
<b>IDENTIFICAZIONE</b>		<b>CARATT.ELETTRICHE</b>		
COORD. GPS		<input type="checkbox"/> IP		
		<input type="checkbox"/> CLASSE		<input type="checkbox"/> 1
MARCA		<input type="checkbox"/> CUT OFF		
TIPO		<input type="checkbox"/> SEMI CUT OFF		<input checked="" type="checkbox"/> x
QUADRO		<input type="checkbox"/> LINEA		<input type="checkbox"/> Fg7or
Note:		<input type="checkbox"/> SEZ.		<input type="checkbox"/> 4x1x6
		<input checked="" type="checkbox"/> PE		
		<b>POSIZIONE</b>		
		<input type="checkbox"/> SEDE STRADALE		
		<input type="checkbox"/> BANCHINA		
		<input checked="" type="checkbox"/> MARCIAPIEDE		
		<input type="checkbox"/> ALTRO		
		Note:		
				<b>CONDIZIONI</b>
		<b>SOSTEGNO</b>		<input type="checkbox"/> - <input type="checkbox"/>
		<input type="checkbox"/>		<input checked="" type="checkbox"/> x
		<b>DIFFUSORE</b>		<input type="checkbox"/> - <input type="checkbox"/>
		<input type="checkbox"/>		<input checked="" type="checkbox"/> x
		<b>GENERALE</b>		<input type="checkbox"/> - <input type="checkbox"/>
		<input type="checkbox"/>		<input checked="" type="checkbox"/> x
COD.	32	VIA Via Del Villaggio		
	<b>CARATT.MECCANICHE</b>		<b>POSA</b>	
	<input type="checkbox"/> PALO INC.	<input type="checkbox"/> CLS	<input checked="" type="checkbox"/> POZZ.	<input type="checkbox"/> SCATOLA
	<input type="checkbox"/> CILINDRICO	<input checked="" type="checkbox"/> FE	<input type="checkbox"/> CLS	<input type="checkbox"/> PVC
	<input checked="" type="checkbox"/> RASTREMATO	<input type="checkbox"/> PVC	<input checked="" type="checkbox"/> FE	<input type="checkbox"/> FE
	<input type="checkbox"/> CONICO	<input type="checkbox"/> LEGNO	<input type="checkbox"/> PVC	<input type="checkbox"/> INCASSO
				<input type="checkbox"/> ESTERNA
<b>IDENTIFICAZIONE</b>		<b>CARATT.ELETTRICHE</b>		
COORD. GPS		<input type="checkbox"/> IP		
		<input type="checkbox"/> CLASSE		<input type="checkbox"/> 1
MARCA		<input type="checkbox"/> CUT OFF		
TIPO		<input type="checkbox"/> SEMI CUT OFF		<input checked="" type="checkbox"/> x
QUADRO		<input type="checkbox"/> LINEA		<input type="checkbox"/> Fg7or
Note:		<input type="checkbox"/> SEZ.		<input type="checkbox"/> 4x1x6
		<input checked="" type="checkbox"/> PE		
		<b>POSIZIONE</b>		
		<input type="checkbox"/> SEDE STRADALE		
		<input type="checkbox"/> BANCHINA		
		<input checked="" type="checkbox"/> MARCIAPIEDE		
		<input type="checkbox"/> ALTRO		
		Note:		
		ammaccatura alla base		
				<b>CONDIZIONI</b>
		<b>SOSTEGNO</b>		<input type="checkbox"/> - <input type="checkbox"/>
		<input type="checkbox"/>		<input checked="" type="checkbox"/> x
		<b>DIFFUSORE</b>		<input type="checkbox"/> - <input type="checkbox"/>
		<input type="checkbox"/>		<input checked="" type="checkbox"/> x
		<b>GENERALE</b>		<input type="checkbox"/> - <input type="checkbox"/>
		<input type="checkbox"/>		<input checked="" type="checkbox"/> x




COD.	33	VIA Via Del Villaggio																																																																												
	<b>CARATT.MECCANICHE</b>	<b>POSA</b>	<b>DIMENSIONI</b>																																																																											
	<table border="1"> <tr><td><input type="checkbox"/></td><td>PALO INC.</td><td></td><td>CLS</td></tr> <tr><td></td><td>CILINDRICO</td><td><input checked="" type="checkbox"/></td><td>FE</td></tr> <tr><td><input checked="" type="checkbox"/></td><td>RASTREMATO</td><td></td><td>PVC</td></tr> <tr><td></td><td>CONICO</td><td></td><td>LEGNO</td></tr> </table>	<input type="checkbox"/>	PALO INC.		CLS		CILINDRICO	<input checked="" type="checkbox"/>	FE	<input checked="" type="checkbox"/>	RASTREMATO		PVC		CONICO		LEGNO	<table border="1"> <tr><td><input checked="" type="checkbox"/></td><td>POZZ.</td><td>SCATOLA</td></tr> <tr><td></td><td>CLS</td><td>PVC</td></tr> <tr><td><input checked="" type="checkbox"/></td><td>FE</td><td>FE</td></tr> <tr><td></td><td>PVC</td><td>INCASSO</td></tr> <tr><td></td><td></td><td>ESTERNA</td></tr> </table>	<input checked="" type="checkbox"/>	POZZ.	SCATOLA		CLS	PVC	<input checked="" type="checkbox"/>	FE	FE		PVC	INCASSO			ESTERNA	<table border="1"> <tr><td></td><td>H.</td><td></td></tr> <tr><td></td><td>L.</td><td></td></tr> <tr><td></td><td>AcZn</td><td></td></tr> <tr><td><input checked="" type="checkbox"/></td><td>VERN.</td><td>nero</td></tr> </table>		H.			L.			AcZn		<input checked="" type="checkbox"/>	VERN.	nero																																
<input type="checkbox"/>	PALO INC.		CLS																																																																											
	CILINDRICO	<input checked="" type="checkbox"/>	FE																																																																											
<input checked="" type="checkbox"/>	RASTREMATO		PVC																																																																											
	CONICO		LEGNO																																																																											
<input checked="" type="checkbox"/>	POZZ.	SCATOLA																																																																												
	CLS	PVC																																																																												
<input checked="" type="checkbox"/>	FE	FE																																																																												
	PVC	INCASSO																																																																												
		ESTERNA																																																																												
	H.																																																																													
	L.																																																																													
	AcZn																																																																													
<input checked="" type="checkbox"/>	VERN.	nero																																																																												
<b>IDENTIFICAZIONE</b>	<b>CARATT.ELETTRICHE</b>	<b>POSIZIONE</b>	<b>CONDIZIONI</b>																																																																											
<table border="1"> <tr><td colspan="2">COORD. GPS</td></tr> <tr><td>MARCA</td><td></td></tr> <tr><td>TIPO</td><td></td></tr> <tr><td>QUADRO</td><td></td></tr> </table> <p>Note:</p>	COORD. GPS		MARCA		TIPO		QUADRO		<table border="1"> <tr><td><input type="checkbox"/></td><td>IP</td><td></td><td></td></tr> <tr><td></td><td>CLASSE</td><td>1</td><td></td></tr> <tr><td></td><td>CUT OFF</td><td></td><td></td></tr> <tr><td></td><td>SEMI CUT OFF</td><td><input checked="" type="checkbox"/></td><td></td></tr> <tr><td></td><td>LINEA</td><td>Fg7or</td><td></td></tr> <tr><td></td><td>SEZ.</td><td>4x1x6</td><td></td></tr> <tr><td><input checked="" type="checkbox"/></td><td>PE</td><td></td><td></td></tr> </table>	<input type="checkbox"/>	IP				CLASSE	1			CUT OFF				SEMI CUT OFF	<input checked="" type="checkbox"/>			LINEA	Fg7or			SEZ.	4x1x6		<input checked="" type="checkbox"/>	PE			<table border="1"> <tr><td></td><td>SEDE STRADALE</td><td></td></tr> <tr><td></td><td>BANCHINA</td><td></td></tr> <tr><td><input checked="" type="checkbox"/></td><td>MARCIAPIEDE</td><td></td></tr> <tr><td></td><td>ALTRO</td><td></td></tr> </table> <p>Note:</p>		SEDE STRADALE			BANCHINA		<input checked="" type="checkbox"/>	MARCIAPIEDE			ALTRO		<table border="1"> <tr><td colspan="3">SOSTEGNO</td></tr> <tr><td><input checked="" type="checkbox"/></td><td>-</td><td><input checked="" type="checkbox"/></td></tr> <tr><td></td><td></td><td><input checked="" type="checkbox"/></td></tr> <tr><td colspan="3">DIFFUSORE</td></tr> <tr><td><input checked="" type="checkbox"/></td><td>-</td><td><input checked="" type="checkbox"/></td></tr> <tr><td></td><td></td><td><input checked="" type="checkbox"/></td></tr> <tr><td colspan="3">GENERALE</td></tr> <tr><td><input checked="" type="checkbox"/></td><td>-</td><td><input checked="" type="checkbox"/></td></tr> <tr><td></td><td></td><td><input checked="" type="checkbox"/></td></tr> </table>	SOSTEGNO			<input checked="" type="checkbox"/>	-	<input checked="" type="checkbox"/>			<input checked="" type="checkbox"/>	DIFFUSORE			<input checked="" type="checkbox"/>	-	<input checked="" type="checkbox"/>			<input checked="" type="checkbox"/>	GENERALE			<input checked="" type="checkbox"/>	-	<input checked="" type="checkbox"/>			<input checked="" type="checkbox"/>
COORD. GPS																																																																														
MARCA																																																																														
TIPO																																																																														
QUADRO																																																																														
<input type="checkbox"/>	IP																																																																													
	CLASSE	1																																																																												
	CUT OFF																																																																													
	SEMI CUT OFF	<input checked="" type="checkbox"/>																																																																												
	LINEA	Fg7or																																																																												
	SEZ.	4x1x6																																																																												
<input checked="" type="checkbox"/>	PE																																																																													
	SEDE STRADALE																																																																													
	BANCHINA																																																																													
<input checked="" type="checkbox"/>	MARCIAPIEDE																																																																													
	ALTRO																																																																													
SOSTEGNO																																																																														
<input checked="" type="checkbox"/>	-	<input checked="" type="checkbox"/>																																																																												
		<input checked="" type="checkbox"/>																																																																												
DIFFUSORE																																																																														
<input checked="" type="checkbox"/>	-	<input checked="" type="checkbox"/>																																																																												
		<input checked="" type="checkbox"/>																																																																												
GENERALE																																																																														
<input checked="" type="checkbox"/>	-	<input checked="" type="checkbox"/>																																																																												
		<input checked="" type="checkbox"/>																																																																												
COD.	34	VIA Via Del Villaggio																																																																												
	<b>CARATT.MECCANICHE</b>	<b>POSA</b>	<b>DIMENSIONI</b>																																																																											
	<table border="1"> <tr><td><input type="checkbox"/></td><td>PALO INC.</td><td></td><td>CLS</td></tr> <tr><td></td><td>CILINDRICO</td><td><input checked="" type="checkbox"/></td><td>FE</td></tr> <tr><td><input checked="" type="checkbox"/></td><td>RASTREMATO</td><td></td><td>PVC</td></tr> <tr><td></td><td>CONICO</td><td></td><td>LEGNO</td></tr> </table>	<input type="checkbox"/>	PALO INC.		CLS		CILINDRICO	<input checked="" type="checkbox"/>	FE	<input checked="" type="checkbox"/>	RASTREMATO		PVC		CONICO		LEGNO	<table border="1"> <tr><td><input checked="" type="checkbox"/></td><td>POZZ.</td><td>SCATOLA</td></tr> <tr><td></td><td>CLS</td><td>PVC</td></tr> <tr><td><input checked="" type="checkbox"/></td><td>FE</td><td>FE</td></tr> <tr><td></td><td>PVC</td><td>INCASSO</td></tr> <tr><td></td><td></td><td>ESTERNA</td></tr> </table>	<input checked="" type="checkbox"/>	POZZ.	SCATOLA		CLS	PVC	<input checked="" type="checkbox"/>	FE	FE		PVC	INCASSO			ESTERNA	<table border="1"> <tr><td></td><td>H.</td><td></td></tr> <tr><td></td><td>L.</td><td></td></tr> <tr><td></td><td>AcZn</td><td></td></tr> <tr><td><input checked="" type="checkbox"/></td><td>VERN.</td><td>nero</td></tr> </table>		H.			L.			AcZn		<input checked="" type="checkbox"/>	VERN.	nero																																
<input type="checkbox"/>	PALO INC.		CLS																																																																											
	CILINDRICO	<input checked="" type="checkbox"/>	FE																																																																											
<input checked="" type="checkbox"/>	RASTREMATO		PVC																																																																											
	CONICO		LEGNO																																																																											
<input checked="" type="checkbox"/>	POZZ.	SCATOLA																																																																												
	CLS	PVC																																																																												
<input checked="" type="checkbox"/>	FE	FE																																																																												
	PVC	INCASSO																																																																												
		ESTERNA																																																																												
	H.																																																																													
	L.																																																																													
	AcZn																																																																													
<input checked="" type="checkbox"/>	VERN.	nero																																																																												
<b>IDENTIFICAZIONE</b>	<b>CARATT.ELETTRICHE</b>	<b>POSIZIONE</b>	<b>CONDIZIONI</b>																																																																											
<table border="1"> <tr><td colspan="2">COORD. GPS</td></tr> <tr><td>MARCA</td><td></td></tr> <tr><td>TIPO</td><td></td></tr> <tr><td>QUADRO</td><td></td></tr> </table> <p>Note:</p>	COORD. GPS		MARCA		TIPO		QUADRO		<table border="1"> <tr><td><input type="checkbox"/></td><td>IP</td><td></td><td></td></tr> <tr><td></td><td>CLASSE</td><td>1</td><td></td></tr> <tr><td></td><td>CUT OFF</td><td></td><td></td></tr> <tr><td></td><td>SEMI CUT OFF</td><td><input checked="" type="checkbox"/></td><td></td></tr> <tr><td></td><td>LINEA</td><td>Fg7or</td><td></td></tr> <tr><td></td><td>SEZ.</td><td>4x1x6</td><td></td></tr> <tr><td><input checked="" type="checkbox"/></td><td>PE</td><td></td><td></td></tr> </table>	<input type="checkbox"/>	IP				CLASSE	1			CUT OFF				SEMI CUT OFF	<input checked="" type="checkbox"/>			LINEA	Fg7or			SEZ.	4x1x6		<input checked="" type="checkbox"/>	PE			<table border="1"> <tr><td></td><td>SEDE STRADALE</td><td></td></tr> <tr><td></td><td>BANCHINA</td><td></td></tr> <tr><td><input checked="" type="checkbox"/></td><td>MARCIAPIEDE</td><td></td></tr> <tr><td></td><td>ALTRO</td><td></td></tr> </table> <p>Note:</p>		SEDE STRADALE			BANCHINA		<input checked="" type="checkbox"/>	MARCIAPIEDE			ALTRO		<table border="1"> <tr><td colspan="3">SOSTEGNO</td></tr> <tr><td><input checked="" type="checkbox"/></td><td>-</td><td><input checked="" type="checkbox"/></td></tr> <tr><td></td><td></td><td><input checked="" type="checkbox"/></td></tr> <tr><td colspan="3">DIFFUSORE</td></tr> <tr><td><input checked="" type="checkbox"/></td><td>-</td><td><input checked="" type="checkbox"/></td></tr> <tr><td></td><td></td><td><input checked="" type="checkbox"/></td></tr> <tr><td colspan="3">GENERALE</td></tr> <tr><td><input checked="" type="checkbox"/></td><td>-</td><td><input checked="" type="checkbox"/></td></tr> <tr><td></td><td></td><td><input checked="" type="checkbox"/></td></tr> </table>	SOSTEGNO			<input checked="" type="checkbox"/>	-	<input checked="" type="checkbox"/>			<input checked="" type="checkbox"/>	DIFFUSORE			<input checked="" type="checkbox"/>	-	<input checked="" type="checkbox"/>			<input checked="" type="checkbox"/>	GENERALE			<input checked="" type="checkbox"/>	-	<input checked="" type="checkbox"/>			<input checked="" type="checkbox"/>
COORD. GPS																																																																														
MARCA																																																																														
TIPO																																																																														
QUADRO																																																																														
<input type="checkbox"/>	IP																																																																													
	CLASSE	1																																																																												
	CUT OFF																																																																													
	SEMI CUT OFF	<input checked="" type="checkbox"/>																																																																												
	LINEA	Fg7or																																																																												
	SEZ.	4x1x6																																																																												
<input checked="" type="checkbox"/>	PE																																																																													
	SEDE STRADALE																																																																													
	BANCHINA																																																																													
<input checked="" type="checkbox"/>	MARCIAPIEDE																																																																													
	ALTRO																																																																													
SOSTEGNO																																																																														
<input checked="" type="checkbox"/>	-	<input checked="" type="checkbox"/>																																																																												
		<input checked="" type="checkbox"/>																																																																												
DIFFUSORE																																																																														
<input checked="" type="checkbox"/>	-	<input checked="" type="checkbox"/>																																																																												
		<input checked="" type="checkbox"/>																																																																												
GENERALE																																																																														
<input checked="" type="checkbox"/>	-	<input checked="" type="checkbox"/>																																																																												
		<input checked="" type="checkbox"/>																																																																												
COD.	35	VIA Via Del Villaggio																																																																												
	<b>CARATT.MECCANICHE</b>	<b>POSA</b>	<b>DIMENSIONI</b>																																																																											
	<table border="1"> <tr><td><input type="checkbox"/></td><td>PALO INC.</td><td></td><td>CLS</td></tr> <tr><td></td><td>CILINDRICO</td><td><input checked="" type="checkbox"/></td><td>FE</td></tr> <tr><td><input checked="" type="checkbox"/></td><td>RASTREMATO</td><td></td><td>PVC</td></tr> <tr><td></td><td>CONICO</td><td></td><td>LEGNO</td></tr> </table>	<input type="checkbox"/>	PALO INC.		CLS		CILINDRICO	<input checked="" type="checkbox"/>	FE	<input checked="" type="checkbox"/>	RASTREMATO		PVC		CONICO		LEGNO	<table border="1"> <tr><td><input checked="" type="checkbox"/></td><td>POZZ.</td><td>SCATOLA</td></tr> <tr><td></td><td>CLS</td><td>PVC</td></tr> <tr><td><input checked="" type="checkbox"/></td><td>FE</td><td>FE</td></tr> <tr><td></td><td>PVC</td><td>INCASSO</td></tr> <tr><td></td><td></td><td>ESTERNA</td></tr> </table>	<input checked="" type="checkbox"/>	POZZ.	SCATOLA		CLS	PVC	<input checked="" type="checkbox"/>	FE	FE		PVC	INCASSO			ESTERNA	<table border="1"> <tr><td></td><td>H.</td><td></td></tr> <tr><td></td><td>L.</td><td></td></tr> <tr><td></td><td>AcZn</td><td></td></tr> <tr><td><input checked="" type="checkbox"/></td><td>VERN.</td><td>nero</td></tr> </table>		H.			L.			AcZn		<input checked="" type="checkbox"/>	VERN.	nero																																
<input type="checkbox"/>	PALO INC.		CLS																																																																											
	CILINDRICO	<input checked="" type="checkbox"/>	FE																																																																											
<input checked="" type="checkbox"/>	RASTREMATO		PVC																																																																											
	CONICO		LEGNO																																																																											
<input checked="" type="checkbox"/>	POZZ.	SCATOLA																																																																												
	CLS	PVC																																																																												
<input checked="" type="checkbox"/>	FE	FE																																																																												
	PVC	INCASSO																																																																												
		ESTERNA																																																																												
	H.																																																																													
	L.																																																																													
	AcZn																																																																													
<input checked="" type="checkbox"/>	VERN.	nero																																																																												
<b>IDENTIFICAZIONE</b>	<b>CARATT.ELETTRICHE</b>	<b>POSIZIONE</b>	<b>CONDIZIONI</b>																																																																											
<table border="1"> <tr><td colspan="2">COORD. GPS</td></tr> <tr><td>MARCA</td><td></td></tr> <tr><td>TIPO</td><td></td></tr> <tr><td>QUADRO</td><td></td></tr> </table> <p>Note:</p>	COORD. GPS		MARCA		TIPO		QUADRO		<table border="1"> <tr><td><input type="checkbox"/></td><td>IP</td><td></td><td></td></tr> <tr><td></td><td>CLASSE</td><td>1</td><td></td></tr> <tr><td></td><td>CUT OFF</td><td></td><td></td></tr> <tr><td></td><td>SEMI CUT OFF</td><td><input checked="" type="checkbox"/></td><td></td></tr> <tr><td></td><td>LINEA</td><td>Fg7or</td><td></td></tr> <tr><td></td><td>SEZ.</td><td>4x1x6</td><td></td></tr> <tr><td><input checked="" type="checkbox"/></td><td>PE</td><td></td><td></td></tr> </table>	<input type="checkbox"/>	IP				CLASSE	1			CUT OFF				SEMI CUT OFF	<input checked="" type="checkbox"/>			LINEA	Fg7or			SEZ.	4x1x6		<input checked="" type="checkbox"/>	PE			<table border="1"> <tr><td></td><td>SEDE STRADALE</td><td></td></tr> <tr><td></td><td>BANCHINA</td><td></td></tr> <tr><td><input checked="" type="checkbox"/></td><td>MARCIAPIEDE</td><td></td></tr> <tr><td></td><td>ALTRO</td><td></td></tr> </table> <p>Note:</p>		SEDE STRADALE			BANCHINA		<input checked="" type="checkbox"/>	MARCIAPIEDE			ALTRO		<table border="1"> <tr><td colspan="3">SOSTEGNO</td></tr> <tr><td><input checked="" type="checkbox"/></td><td>-</td><td><input checked="" type="checkbox"/></td></tr> <tr><td></td><td></td><td><input checked="" type="checkbox"/></td></tr> <tr><td colspan="3">DIFFUSORE</td></tr> <tr><td><input checked="" type="checkbox"/></td><td>-</td><td><input checked="" type="checkbox"/></td></tr> <tr><td></td><td></td><td><input checked="" type="checkbox"/></td></tr> <tr><td colspan="3">GENERALE</td></tr> <tr><td><input checked="" type="checkbox"/></td><td>-</td><td><input checked="" type="checkbox"/></td></tr> <tr><td></td><td></td><td><input checked="" type="checkbox"/></td></tr> </table>	SOSTEGNO			<input checked="" type="checkbox"/>	-	<input checked="" type="checkbox"/>			<input checked="" type="checkbox"/>	DIFFUSORE			<input checked="" type="checkbox"/>	-	<input checked="" type="checkbox"/>			<input checked="" type="checkbox"/>	GENERALE			<input checked="" type="checkbox"/>	-	<input checked="" type="checkbox"/>			<input checked="" type="checkbox"/>
COORD. GPS																																																																														
MARCA																																																																														
TIPO																																																																														
QUADRO																																																																														
<input type="checkbox"/>	IP																																																																													
	CLASSE	1																																																																												
	CUT OFF																																																																													
	SEMI CUT OFF	<input checked="" type="checkbox"/>																																																																												
	LINEA	Fg7or																																																																												
	SEZ.	4x1x6																																																																												
<input checked="" type="checkbox"/>	PE																																																																													
	SEDE STRADALE																																																																													
	BANCHINA																																																																													
<input checked="" type="checkbox"/>	MARCIAPIEDE																																																																													
	ALTRO																																																																													
SOSTEGNO																																																																														
<input checked="" type="checkbox"/>	-	<input checked="" type="checkbox"/>																																																																												
		<input checked="" type="checkbox"/>																																																																												
DIFFUSORE																																																																														
<input checked="" type="checkbox"/>	-	<input checked="" type="checkbox"/>																																																																												
		<input checked="" type="checkbox"/>																																																																												
GENERALE																																																																														
<input checked="" type="checkbox"/>	-	<input checked="" type="checkbox"/>																																																																												
		<input checked="" type="checkbox"/>																																																																												

<b>00</b>	PIANO REGOLATORE DELL' ILLUMINAZIONE COMUNALE – PRIC – DEL COMUNE DI SCURELLE (TN)	<i>censimento</i>	
		Pag. 14 di 143	25_09_rel.doc



COD.	36	VIA Via Del Villaggio		
	<b>CARATT.MECCANICHE</b>		<b>POSA</b>	
	<input type="checkbox"/> PALO INC.	<input type="checkbox"/> CLS	<input checked="" type="checkbox"/> POZZ.	<input type="checkbox"/> SCATOLA
	<input type="checkbox"/> CILINDRICO	<input checked="" type="checkbox"/> FE	<input type="checkbox"/> CLS	<input type="checkbox"/> PVC
	<input checked="" type="checkbox"/> RASTREMATO	<input type="checkbox"/> PVC	<input checked="" type="checkbox"/> FE	<input type="checkbox"/> FE
	<input type="checkbox"/> CONICO	<input type="checkbox"/> LEGNO	<input type="checkbox"/> PVC	<input type="checkbox"/> INCASSO
				<input type="checkbox"/> ESTERNA
<b>IDENTIFICAZIONE</b>		<b>CARATT.ELETTRICHE</b>		
COORD. GPS		IP		
MARCA		CLASSE 1		
TIPO		CUT OFF		
QUADRO		SEMI CUT OFF <input checked="" type="checkbox"/>		
Note:		LINEA Fg7or		
		SEZ. 4x1x6		
		<input checked="" type="checkbox"/> PE		
		<b>POSIZIONE</b>		
		SEDE STRADALE		
		BANCHINA		
		<input checked="" type="checkbox"/> MARCIAPIEDE		
		ALTRO		
		Note:		
		<b>CONDIZIONI</b>		
		SOSTEGNO		
		<input type="checkbox"/> - <input type="checkbox"/>		
		<input type="checkbox"/> x		
		DIFFUSORE		
		<input type="checkbox"/> - <input type="checkbox"/>		
		<input type="checkbox"/> x		
		GENERALE		
		<input type="checkbox"/> - <input type="checkbox"/>		
		<input type="checkbox"/> x		
COD.	37	VIA Via Del Villaggio		
	<b>CARATT.MECCANICHE</b>		<b>POSA</b>	
	<input type="checkbox"/> PALO INC.	<input type="checkbox"/> CLS	<input checked="" type="checkbox"/> POZZ.	<input type="checkbox"/> SCATOLA
	<input type="checkbox"/> CILINDRICO	<input checked="" type="checkbox"/> FE	<input type="checkbox"/> CLS	<input type="checkbox"/> PVC
	<input checked="" type="checkbox"/> RASTREMATO	<input type="checkbox"/> PVC	<input checked="" type="checkbox"/> FE	<input type="checkbox"/> FE
	<input type="checkbox"/> CONICO	<input type="checkbox"/> LEGNO	<input type="checkbox"/> PVC	<input type="checkbox"/> INCASSO
				<input type="checkbox"/> ESTERNA
<b>IDENTIFICAZIONE</b>		<b>CARATT.ELETTRICHE</b>		
COORD. GPS		IP		
MARCA		CLASSE 1		
TIPO		CUT OFF		
QUADRO		SEMI CUT OFF <input checked="" type="checkbox"/>		
Note:		LINEA Fg7or		
		SEZ. 4x1x6		
		<input checked="" type="checkbox"/> PE		
		<b>POSIZIONE</b>		
		SEDE STRADALE		
		BANCHINA		
		<input checked="" type="checkbox"/> MARCIAPIEDE		
		ALTRO		
		Note:		
		<b>CONDIZIONI</b>		
		SOSTEGNO		
		<input type="checkbox"/> - <input type="checkbox"/>		
		<input type="checkbox"/> x		
		DIFFUSORE		
		<input type="checkbox"/> - <input type="checkbox"/>		
		<input type="checkbox"/> x		
		GENERALE		
		<input type="checkbox"/> - <input type="checkbox"/>		
		<input type="checkbox"/> x		
COD.	38	VIA Via Del Villaggio		
	<b>CARATT.MECCANICHE</b>		<b>POSA</b>	
	<input type="checkbox"/> PALO INC.	<input type="checkbox"/> CLS	<input checked="" type="checkbox"/> POZZ.	<input type="checkbox"/> SCATOLA
	<input type="checkbox"/> CILINDRICO	<input checked="" type="checkbox"/> FE	<input type="checkbox"/> CLS	<input type="checkbox"/> PVC
	<input checked="" type="checkbox"/> RASTREMATO	<input type="checkbox"/> PVC	<input checked="" type="checkbox"/> FE	<input type="checkbox"/> FE
	<input type="checkbox"/> CONICO	<input type="checkbox"/> LEGNO	<input type="checkbox"/> PVC	<input type="checkbox"/> INCASSO
				<input type="checkbox"/> ESTERNA
<b>IDENTIFICAZIONE</b>		<b>CARATT.ELETTRICHE</b>		
COORD. GPS		IP		
MARCA		CLASSE 1		
TIPO		CUT OFF		
QUADRO		SEMI CUT OFF <input checked="" type="checkbox"/>		
Note:		LINEA Fg7or		
		SEZ. 4x1x6		
		<input checked="" type="checkbox"/> PE		
		<b>POSIZIONE</b>		
		SEDE STRADALE		
		BANCHINA		
		<input checked="" type="checkbox"/> MARCIAPIEDE		
		ALTRO		
		Note:		
		<b>CONDIZIONI</b>		
		SOSTEGNO		
		<input type="checkbox"/> - <input type="checkbox"/>		
		<input type="checkbox"/> x		
		DIFFUSORE		
		<input type="checkbox"/> - <input type="checkbox"/>		
		<input type="checkbox"/> x		
		GENERALE		
		<input type="checkbox"/> - <input type="checkbox"/>		
		<input type="checkbox"/> x		



<b>00</b>	PIANO REGOLATORE DELL'ILLUMINAZIONE COMUNALE – PRIC – DEL COMUNE DI SCURELLE (TN)	<i>censimento</i>	
<b>SEZ</b>		Pag. 15 di 143	25_09_rel.doc

COD.	39	VIA Via Del Villaggio		
	<b>CARATT.MECCANICHE</b>		<b>POSA</b>	
	<input type="checkbox"/> PALO	<input type="checkbox"/> CLS	<input checked="" type="checkbox"/> POZZ.	<input type="checkbox"/> SCATOLA
	<input type="checkbox"/> CILINDRICO	<input checked="" type="checkbox"/> FE	<input type="checkbox"/> CLS	<input type="checkbox"/> PVC
	<input checked="" type="checkbox"/> RASTREMATO	<input type="checkbox"/> PVC	<input checked="" type="checkbox"/> FE	<input type="checkbox"/> FE
	<input type="checkbox"/> CONICO	<input type="checkbox"/> LEGNO	<input type="checkbox"/> PVC	<input type="checkbox"/> INCASSO
				<input type="checkbox"/> ESTERNA
				<b>DIMENSIONI</b>
				<input type="checkbox"/> H.
				<input type="checkbox"/> L.
				<input type="checkbox"/> AcZn
			<input checked="" type="checkbox"/>	<input type="checkbox"/> VERN.    nero
<b>IDENTIFICAZIONE</b>	<b>CARATT.ELETTRICHE</b>		<b>POSIZIONE</b>	
COORD. GPS	<input type="checkbox"/> IP		<input checked="" type="checkbox"/> SEDE STRADALE	
MARCA	<input type="checkbox"/> CLASSE	1	<input type="checkbox"/> BANCHINA	
TIPO	<input type="checkbox"/> CUT OFF		<input type="checkbox"/> MARCIAPIEDE	
QUADRO	<input type="checkbox"/> SEMI CUT OFF	<input checked="" type="checkbox"/>	<input type="checkbox"/> ALTRO	
Note:	<input type="checkbox"/> LINEA	Fg7or	Note:	
	<input type="checkbox"/> SEZ.	4x1x6		
	<input checked="" type="checkbox"/> PE			
			<b>CONDIZIONI</b>	
			<b>SOSTEGNO</b>	
			<input type="checkbox"/> - <input checked="" type="checkbox"/>	
			<input type="checkbox"/> x	
			<b>DIFFUSORE</b>	
			<input type="checkbox"/> - <input checked="" type="checkbox"/>	
			<input type="checkbox"/> x	
			<b>GENERALE</b>	
			<input type="checkbox"/> - <input checked="" type="checkbox"/>	
			<input type="checkbox"/> x	
COD.	40	VIA Via Del Villaggio		
	<b>CARATT.MECCANICHE</b>		<b>POSA</b>	
	<input type="checkbox"/> PALO	<input type="checkbox"/> CLS	<input checked="" type="checkbox"/> POZZ.	<input type="checkbox"/> SCATOLA
	<input type="checkbox"/> CILINDRICO	<input checked="" type="checkbox"/> FE	<input type="checkbox"/> CLS	<input type="checkbox"/> PVC
	<input checked="" type="checkbox"/> RASTREMATO	<input type="checkbox"/> PVC	<input checked="" type="checkbox"/> FE	<input type="checkbox"/> FE
	<input type="checkbox"/> CONICO	<input type="checkbox"/> LEGNO	<input type="checkbox"/> PVC	<input type="checkbox"/> INCASSO
				<input type="checkbox"/> ESTERNA
				<b>DIMENSIONI</b>
				<input type="checkbox"/> H.
				<input type="checkbox"/> L.
				<input type="checkbox"/> AcZn
			<input checked="" type="checkbox"/>	<input type="checkbox"/> VERN.    nero
<b>IDENTIFICAZIONE</b>	<b>CARATT.ELETTRICHE</b>		<b>POSIZIONE</b>	
COORD. GPS	<input type="checkbox"/> IP		<input checked="" type="checkbox"/> SEDE STRADALE	
MARCA	<input type="checkbox"/> CLASSE	1	<input type="checkbox"/> BANCHINA	
TIPO	<input type="checkbox"/> CUT OFF		<input type="checkbox"/> MARCIAPIEDE	
QUADRO	<input type="checkbox"/> SEMI CUT OFF	<input checked="" type="checkbox"/>	<input type="checkbox"/> ALTRO	
Note:	<input type="checkbox"/> LINEA	Fg7or	Note:	
	<input type="checkbox"/> SEZ.	4x1x6		
	<input checked="" type="checkbox"/> PE			
			<b>CONDIZIONI</b>	
			<b>SOSTEGNO</b>	
			<input type="checkbox"/> - <input checked="" type="checkbox"/>	
			<input type="checkbox"/> x	
			<b>DIFFUSORE</b>	
			<input type="checkbox"/> - <input checked="" type="checkbox"/>	
			<input type="checkbox"/> x	
			<b>GENERALE</b>	
			<input type="checkbox"/> - <input checked="" type="checkbox"/>	
			<input type="checkbox"/> x	
COD.	41	VIA Via Del Villaggio		
	<b>CARATT.MECCANICHE</b>		<b>POSA</b>	
	<input type="checkbox"/> PALO	<input type="checkbox"/> CLS	<input checked="" type="checkbox"/> POZZ.	<input type="checkbox"/> SCATOLA
	<input type="checkbox"/> CILINDRICO	<input checked="" type="checkbox"/> FE	<input type="checkbox"/> CLS	<input type="checkbox"/> PVC
	<input checked="" type="checkbox"/> RASTREMATO	<input type="checkbox"/> PVC	<input checked="" type="checkbox"/> FE	<input type="checkbox"/> FE
	<input type="checkbox"/> CONICO	<input type="checkbox"/> LEGNO	<input type="checkbox"/> PVC	<input type="checkbox"/> INCASSO
				<input type="checkbox"/> ESTERNA
				<b>DIMENSIONI</b>
				<input type="checkbox"/> H.
				<input type="checkbox"/> L.
				<input type="checkbox"/> AcZn
			<input checked="" type="checkbox"/>	<input type="checkbox"/> VERN.    nero
<b>IDENTIFICAZIONE</b>	<b>CARATT.ELETTRICHE</b>		<b>POSIZIONE</b>	
COORD. GPS	<input type="checkbox"/> IP		<input checked="" type="checkbox"/> SEDE STRADALE	
MARCA	<input type="checkbox"/> CLASSE	1	<input type="checkbox"/> BANCHINA	
TIPO	<input type="checkbox"/> CUT OFF		<input type="checkbox"/> MARCIAPIEDE	
QUADRO	<input type="checkbox"/> SEMI CUT OFF	<input checked="" type="checkbox"/>	<input type="checkbox"/> ALTRO	
Note:	<input type="checkbox"/> LINEA	Fg7or	Note:	
	<input type="checkbox"/> SEZ.	4x1x6		
	<input checked="" type="checkbox"/> PE			
			<b>CONDIZIONI</b>	
			<b>SOSTEGNO</b>	
			<input type="checkbox"/> - <input checked="" type="checkbox"/>	
			<input type="checkbox"/> x	
			<b>DIFFUSORE</b>	
			<input type="checkbox"/> - <input checked="" type="checkbox"/>	
			<input type="checkbox"/> x	
			<b>GENERALE</b>	
			<input type="checkbox"/> - <input checked="" type="checkbox"/>	
			<input type="checkbox"/> x	

<b>00</b>	PIANO REGOLATORE DELL'ILLUMINAZIONE COMUNALE – PRIC – DEL COMUNE DI SCURELLE (TN)	<i>censimento</i>	
<b>SEZ</b>		Pag. 16 di 143	25_09_rel.doc

COD.	42	VIA Via Del Villaggio	
	<b>CARATT.MECCANICHE</b>		<b>POSA</b>
	<input type="checkbox"/> PALO	<input type="checkbox"/> CLS	<input checked="" type="checkbox"/> POZZ.
	<input type="checkbox"/> CILINDRICO	<input checked="" type="checkbox"/> FE	<input type="checkbox"/> CLS
	<input checked="" type="checkbox"/> RASTREMATO	<input type="checkbox"/> PVC	<input checked="" type="checkbox"/> FE
	<input type="checkbox"/> CONICO	<input type="checkbox"/> LEGNO	<input type="checkbox"/> PVC
			<input type="checkbox"/> INCASSO
			<input type="checkbox"/> ESTERNA
			<b>DIMENSIONI</b>
		<input type="checkbox"/> H.	
		<input type="checkbox"/> L.	
		<input type="checkbox"/> AcZn	
	<input checked="" type="checkbox"/> VERN.	<input type="checkbox"/> nero	
<b>IDENTIFICAZIONE</b>	<b>CARATT.ELETTRICHE</b>		<b>POSIZIONE</b>
COORD. GPS	<input type="checkbox"/> IP		<input checked="" type="checkbox"/> SEDE STRADALE
MARCA	<input type="checkbox"/> CLASSE	<input type="checkbox"/> 1	<input type="checkbox"/> BANCHINA
TIPO	<input type="checkbox"/> CUT OFF		<input type="checkbox"/> MARCIAPIEDE
QUADRO	<input type="checkbox"/> SEMI CUT OFF	<input checked="" type="checkbox"/>	<input type="checkbox"/> ALTRO
Note:	<input type="checkbox"/> LINEA	<input type="checkbox"/> Fg7or	Note:
	<input type="checkbox"/> SEZ.	<input type="checkbox"/> 4x1x6	
	<input checked="" type="checkbox"/> PE		
			<b>CONDIZIONI</b>
			<b>SOSTEGNO</b>
	<input checked="" type="checkbox"/>	<input type="checkbox"/> -	<input checked="" type="checkbox"/>
			<input checked="" type="checkbox"/>
			<b>DIFFUSORE</b>
	<input checked="" type="checkbox"/>	<input type="checkbox"/> -	<input checked="" type="checkbox"/>
			<input checked="" type="checkbox"/>
			<b>GENERALE</b>
	<input checked="" type="checkbox"/>	<input type="checkbox"/> -	<input checked="" type="checkbox"/>
			<input checked="" type="checkbox"/>
COD.	43	VIA Via Del Villaggio	
	<b>CARATT.MECCANICHE</b>		<b>POSA</b>
	<input type="checkbox"/> PALO	<input type="checkbox"/> CLS	<input checked="" type="checkbox"/> POZZ.
	<input type="checkbox"/> CILINDRICO	<input checked="" type="checkbox"/> FE	<input type="checkbox"/> CLS
	<input checked="" type="checkbox"/> RASTREMATO	<input type="checkbox"/> PVC	<input checked="" type="checkbox"/> FE
	<input type="checkbox"/> CONICO	<input type="checkbox"/> LEGNO	<input type="checkbox"/> PVC
			<input type="checkbox"/> INCASSO
			<input type="checkbox"/> ESTERNA
			<b>DIMENSIONI</b>
		<input type="checkbox"/> H.	
		<input type="checkbox"/> L.	
		<input type="checkbox"/> AcZn	
	<input checked="" type="checkbox"/> VERN.	<input type="checkbox"/> nero	
<b>IDENTIFICAZIONE</b>	<b>CARATT.ELETTRICHE</b>		<b>POSIZIONE</b>
COORD. GPS	<input type="checkbox"/> IP		<input checked="" type="checkbox"/> SEDE STRADALE
MARCA	<input type="checkbox"/> CLASSE	<input type="checkbox"/> 1	<input type="checkbox"/> BANCHINA
TIPO	<input type="checkbox"/> CUT OFF		<input type="checkbox"/> MARCIAPIEDE
QUADRO	<input type="checkbox"/> SEMI CUT OFF	<input checked="" type="checkbox"/>	<input type="checkbox"/> ALTRO
Note:	<input type="checkbox"/> LINEA	<input type="checkbox"/> Fg7or	Note:
	<input type="checkbox"/> SEZ.	<input type="checkbox"/> 4x1x6	
	<input checked="" type="checkbox"/> PE		
			<b>CONDIZIONI</b>
			<b>SOSTEGNO</b>
	<input checked="" type="checkbox"/>	<input type="checkbox"/> -	<input checked="" type="checkbox"/>
			<input checked="" type="checkbox"/>
			<b>DIFFUSORE</b>
	<input checked="" type="checkbox"/>	<input type="checkbox"/> -	<input checked="" type="checkbox"/>
			<input checked="" type="checkbox"/>
			<b>GENERALE</b>
	<input checked="" type="checkbox"/>	<input type="checkbox"/> -	<input checked="" type="checkbox"/>
			<input checked="" type="checkbox"/>
COD.	44	VIA Via Del Villaggio	
	<b>CARATT.MECCANICHE</b>		<b>POSA</b>
	<input type="checkbox"/> PALO	<input type="checkbox"/> CLS	<input checked="" type="checkbox"/> POZZ.
	<input type="checkbox"/> CILINDRICO	<input checked="" type="checkbox"/> FE	<input type="checkbox"/> CLS
	<input checked="" type="checkbox"/> RASTREMATO	<input type="checkbox"/> PVC	<input checked="" type="checkbox"/> FE
	<input type="checkbox"/> CONICO	<input type="checkbox"/> LEGNO	<input type="checkbox"/> PVC
			<input type="checkbox"/> INCASSO
			<input type="checkbox"/> ESTERNA
			<b>DIMENSIONI</b>
		<input type="checkbox"/> H.	
		<input type="checkbox"/> L.	
		<input type="checkbox"/> AcZn	
	<input checked="" type="checkbox"/> VERN.	<input type="checkbox"/> nero	
<b>IDENTIFICAZIONE</b>	<b>CARATT.ELETTRICHE</b>		<b>POSIZIONE</b>
COORD. GPS	<input type="checkbox"/> IP		<input checked="" type="checkbox"/> SEDE STRADALE
MARCA	<input type="checkbox"/> CLASSE	<input type="checkbox"/> 1	<input type="checkbox"/> BANCHINA
TIPO	<input type="checkbox"/> CUT OFF		<input type="checkbox"/> MARCIAPIEDE
QUADRO	<input type="checkbox"/> SEMI CUT OFF	<input checked="" type="checkbox"/>	<input type="checkbox"/> ALTRO
Note:	<input type="checkbox"/> LINEA	<input type="checkbox"/> Fg7or	Note:
	<input type="checkbox"/> SEZ.	<input type="checkbox"/> 4x1x6	
	<input checked="" type="checkbox"/> PE		
			<b>CONDIZIONI</b>
			<b>SOSTEGNO</b>
	<input checked="" type="checkbox"/>	<input type="checkbox"/> -	<input checked="" type="checkbox"/>
			<input checked="" type="checkbox"/>
			<b>DIFFUSORE</b>
	<input checked="" type="checkbox"/>	<input type="checkbox"/> -	<input checked="" type="checkbox"/>
			<input checked="" type="checkbox"/>
			<b>GENERALE</b>
	<input checked="" type="checkbox"/>	<input type="checkbox"/> -	<input checked="" type="checkbox"/>
			<input checked="" type="checkbox"/>


<b>00</b>	PIANO REGOLATORE DELL'ILLUMINAZIONE COMUNALE – PRIC – DEL COMUNE DI SCURELLE (TN)	<i>censimento</i>	
<b>SEZ</b>		Pag. 17 di 143	25_09_rel.doc


COD.	45	VIA Via Del Villaggio																																																									
	<table border="1"> <tr><td colspan="2"><b>CARATT.MECCANICHE</b></td></tr> <tr><td>PALO</td><td>CLS</td></tr> <tr><td>CILINDRICO</td><td>x FE</td></tr> <tr><td>x RASTREMATO</td><td>PVC</td></tr> <tr><td>CONICO</td><td>LEGNO</td></tr> </table>	<b>CARATT.MECCANICHE</b>		PALO	CLS	CILINDRICO	x FE	x RASTREMATO	PVC	CONICO	LEGNO	<table border="1"> <tr><td colspan="2"><b>POSA</b></td></tr> <tr><td>x POZZ.</td><td>SCATOLA</td></tr> <tr><td>CLS</td><td>PVC</td></tr> <tr><td>x FE</td><td>FE</td></tr> <tr><td>PVC</td><td>INCASSO</td></tr> <tr><td></td><td>ESTERNA</td></tr> </table>	<b>POSA</b>		x POZZ.	SCATOLA	CLS	PVC	x FE	FE	PVC	INCASSO		ESTERNA	<table border="1"> <tr><td colspan="2"><b>DIMENSIONI</b></td></tr> <tr><td>H.</td><td></td></tr> <tr><td>L.</td><td></td></tr> <tr><td>AcZn</td><td></td></tr> <tr><td>x VERN.</td><td>nero</td></tr> </table>	<b>DIMENSIONI</b>		H.		L.		AcZn		x VERN.	nero																								
<b>CARATT.MECCANICHE</b>																																																											
PALO	CLS																																																										
CILINDRICO	x FE																																																										
x RASTREMATO	PVC																																																										
CONICO	LEGNO																																																										
<b>POSA</b>																																																											
x POZZ.	SCATOLA																																																										
CLS	PVC																																																										
x FE	FE																																																										
PVC	INCASSO																																																										
	ESTERNA																																																										
<b>DIMENSIONI</b>																																																											
H.																																																											
L.																																																											
AcZn																																																											
x VERN.	nero																																																										
<table border="1"> <tr><td colspan="2"><b>IDENTIFICAZIONE</b></td></tr> <tr><td colspan="2">COORD. GPS</td></tr> <tr><td>MARCA</td><td></td></tr> <tr><td>TIPO</td><td></td></tr> <tr><td>QUADRO</td><td></td></tr> </table> <p>Note:</p>	<b>IDENTIFICAZIONE</b>		COORD. GPS		MARCA		TIPO		QUADRO		<table border="1"> <tr><td colspan="2"><b>CARATT.ELETTRICHE</b></td></tr> <tr><td>IP</td><td></td></tr> <tr><td>CLASSE</td><td>1</td></tr> <tr><td>CUT OFF</td><td></td></tr> <tr><td>SEMI CUT OFF</td><td>x</td></tr> <tr><td>LINEA</td><td>Fg7or</td></tr> <tr><td>SEZ.</td><td>4x1x6</td></tr> <tr><td>x PE</td><td></td></tr> </table>	<b>CARATT.ELETTRICHE</b>		IP		CLASSE	1	CUT OFF		SEMI CUT OFF	x	LINEA	Fg7or	SEZ.	4x1x6	x PE		<table border="1"> <tr><td colspan="2"><b>POSIZIONE</b></td></tr> <tr><td>x SEDE STRADALE</td><td></td></tr> <tr><td>BANCHINA</td><td></td></tr> <tr><td>MARCIAPIEDE</td><td></td></tr> <tr><td>ALTRO</td><td></td></tr> </table> <p>Note:</p>	<b>POSIZIONE</b>		x SEDE STRADALE		BANCHINA		MARCIAPIEDE		ALTRO		<table border="1"> <tr><td colspan="2"><b>CONDIZIONI</b></td></tr> <tr><td colspan="2">SOSTEGNO</td></tr> <tr><td>☐</td><td>- ☐</td></tr> <tr><td></td><td>x</td></tr> <tr><td colspan="2">DIFFUSORE</td></tr> <tr><td>☐</td><td>- ☐</td></tr> <tr><td></td><td>x</td></tr> <tr><td colspan="2">GENERALE</td></tr> <tr><td>☐</td><td>- ☐</td></tr> <tr><td></td><td>x</td></tr> </table>	<b>CONDIZIONI</b>		SOSTEGNO		☐	- ☐		x	DIFFUSORE		☐	- ☐		x	GENERALE		☐	- ☐		x
<b>IDENTIFICAZIONE</b>																																																											
COORD. GPS																																																											
MARCA																																																											
TIPO																																																											
QUADRO																																																											
<b>CARATT.ELETTRICHE</b>																																																											
IP																																																											
CLASSE	1																																																										
CUT OFF																																																											
SEMI CUT OFF	x																																																										
LINEA	Fg7or																																																										
SEZ.	4x1x6																																																										
x PE																																																											
<b>POSIZIONE</b>																																																											
x SEDE STRADALE																																																											
BANCHINA																																																											
MARCIAPIEDE																																																											
ALTRO																																																											
<b>CONDIZIONI</b>																																																											
SOSTEGNO																																																											
☐	- ☐																																																										
	x																																																										
DIFFUSORE																																																											
☐	- ☐																																																										
	x																																																										
GENERALE																																																											
☐	- ☐																																																										
	x																																																										
COD.	46	VIA Via Del Villaggio																																																									
	<table border="1"> <tr><td colspan="2"><b>CARATT.MECCANICHE</b></td></tr> <tr><td>PALO</td><td>CLS</td></tr> <tr><td>CILINDRICO</td><td>x FE</td></tr> <tr><td>x RASTREMATO</td><td>PVC</td></tr> <tr><td>CONICO</td><td>LEGNO</td></tr> </table>	<b>CARATT.MECCANICHE</b>		PALO	CLS	CILINDRICO	x FE	x RASTREMATO	PVC	CONICO	LEGNO	<table border="1"> <tr><td colspan="2"><b>POSA</b></td></tr> <tr><td>x POZZ.</td><td>SCATOLA</td></tr> <tr><td>CLS</td><td>PVC</td></tr> <tr><td>x FE</td><td>FE</td></tr> <tr><td>PVC</td><td>INCASSO</td></tr> <tr><td></td><td>ESTERNA</td></tr> </table>	<b>POSA</b>		x POZZ.	SCATOLA	CLS	PVC	x FE	FE	PVC	INCASSO		ESTERNA	<table border="1"> <tr><td colspan="2"><b>DIMENSIONI</b></td></tr> <tr><td>H.</td><td></td></tr> <tr><td>L.</td><td></td></tr> <tr><td>AcZn</td><td></td></tr> <tr><td>x VERN.</td><td>nero</td></tr> </table>	<b>DIMENSIONI</b>		H.		L.		AcZn		x VERN.	nero																								
<b>CARATT.MECCANICHE</b>																																																											
PALO	CLS																																																										
CILINDRICO	x FE																																																										
x RASTREMATO	PVC																																																										
CONICO	LEGNO																																																										
<b>POSA</b>																																																											
x POZZ.	SCATOLA																																																										
CLS	PVC																																																										
x FE	FE																																																										
PVC	INCASSO																																																										
	ESTERNA																																																										
<b>DIMENSIONI</b>																																																											
H.																																																											
L.																																																											
AcZn																																																											
x VERN.	nero																																																										
<table border="1"> <tr><td colspan="2"><b>IDENTIFICAZIONE</b></td></tr> <tr><td colspan="2">COORD. GPS</td></tr> <tr><td>MARCA</td><td></td></tr> <tr><td>TIPO</td><td></td></tr> <tr><td>QUADRO</td><td></td></tr> </table> <p>Note:</p>	<b>IDENTIFICAZIONE</b>		COORD. GPS		MARCA		TIPO		QUADRO		<table border="1"> <tr><td colspan="2"><b>CARATT.ELETTRICHE</b></td></tr> <tr><td>IP</td><td></td></tr> <tr><td>CLASSE</td><td>1</td></tr> <tr><td>CUT OFF</td><td></td></tr> <tr><td>SEMI CUT OFF</td><td>x</td></tr> <tr><td>LINEA</td><td>Fg7or</td></tr> <tr><td>SEZ.</td><td>4x1x6</td></tr> <tr><td>x PE</td><td></td></tr> </table>	<b>CARATT.ELETTRICHE</b>		IP		CLASSE	1	CUT OFF		SEMI CUT OFF	x	LINEA	Fg7or	SEZ.	4x1x6	x PE		<table border="1"> <tr><td colspan="2"><b>POSIZIONE</b></td></tr> <tr><td>x SEDE STRADALE</td><td></td></tr> <tr><td>BANCHINA</td><td></td></tr> <tr><td>MARCIAPIEDE</td><td></td></tr> <tr><td>ALTRO</td><td></td></tr> </table> <p>Note: Diffusore bianco opaco</p>	<b>POSIZIONE</b>		x SEDE STRADALE		BANCHINA		MARCIAPIEDE		ALTRO		<table border="1"> <tr><td colspan="2"><b>CONDIZIONI</b></td></tr> <tr><td colspan="2">SOSTEGNO</td></tr> <tr><td>☐</td><td>- ☐</td></tr> <tr><td></td><td>x</td></tr> <tr><td colspan="2">DIFFUSORE</td></tr> <tr><td>☐</td><td>- ☐</td></tr> <tr><td></td><td>x</td></tr> <tr><td colspan="2">GENERALE</td></tr> <tr><td>☐</td><td>- ☐</td></tr> <tr><td></td><td>x</td></tr> </table>	<b>CONDIZIONI</b>		SOSTEGNO		☐	- ☐		x	DIFFUSORE		☐	- ☐		x	GENERALE		☐	- ☐		x
<b>IDENTIFICAZIONE</b>																																																											
COORD. GPS																																																											
MARCA																																																											
TIPO																																																											
QUADRO																																																											
<b>CARATT.ELETTRICHE</b>																																																											
IP																																																											
CLASSE	1																																																										
CUT OFF																																																											
SEMI CUT OFF	x																																																										
LINEA	Fg7or																																																										
SEZ.	4x1x6																																																										
x PE																																																											
<b>POSIZIONE</b>																																																											
x SEDE STRADALE																																																											
BANCHINA																																																											
MARCIAPIEDE																																																											
ALTRO																																																											
<b>CONDIZIONI</b>																																																											
SOSTEGNO																																																											
☐	- ☐																																																										
	x																																																										
DIFFUSORE																																																											
☐	- ☐																																																										
	x																																																										
GENERALE																																																											
☐	- ☐																																																										
	x																																																										
COD.	47	VIA Via Del Villaggio																																																									
	<table border="1"> <tr><td colspan="2"><b>CARATT.MECCANICHE</b></td></tr> <tr><td>PALO</td><td>CLS</td></tr> <tr><td>CILINDRICO</td><td>x FE</td></tr> <tr><td>x RASTREMATO</td><td>PVC</td></tr> <tr><td>CONICO</td><td>LEGNO</td></tr> </table>	<b>CARATT.MECCANICHE</b>		PALO	CLS	CILINDRICO	x FE	x RASTREMATO	PVC	CONICO	LEGNO	<table border="1"> <tr><td colspan="2"><b>POSA</b></td></tr> <tr><td>x POZZ.</td><td>SCATOLA</td></tr> <tr><td>CLS</td><td>PVC</td></tr> <tr><td>x FE</td><td>FE</td></tr> <tr><td>PVC</td><td>INCASSO</td></tr> <tr><td></td><td>ESTERNA</td></tr> </table>	<b>POSA</b>		x POZZ.	SCATOLA	CLS	PVC	x FE	FE	PVC	INCASSO		ESTERNA	<table border="1"> <tr><td colspan="2"><b>DIMENSIONI</b></td></tr> <tr><td>H.</td><td></td></tr> <tr><td>L.</td><td></td></tr> <tr><td>AcZn</td><td></td></tr> <tr><td>x VERN.</td><td>nero</td></tr> </table>	<b>DIMENSIONI</b>		H.		L.		AcZn		x VERN.	nero																								
<b>CARATT.MECCANICHE</b>																																																											
PALO	CLS																																																										
CILINDRICO	x FE																																																										
x RASTREMATO	PVC																																																										
CONICO	LEGNO																																																										
<b>POSA</b>																																																											
x POZZ.	SCATOLA																																																										
CLS	PVC																																																										
x FE	FE																																																										
PVC	INCASSO																																																										
	ESTERNA																																																										
<b>DIMENSIONI</b>																																																											
H.																																																											
L.																																																											
AcZn																																																											
x VERN.	nero																																																										
<table border="1"> <tr><td colspan="2"><b>IDENTIFICAZIONE</b></td></tr> <tr><td colspan="2">COORD. GPS</td></tr> <tr><td>MARCA</td><td></td></tr> <tr><td>TIPO</td><td></td></tr> <tr><td>QUADRO</td><td></td></tr> </table> <p>Note:</p>	<b>IDENTIFICAZIONE</b>		COORD. GPS		MARCA		TIPO		QUADRO		<table border="1"> <tr><td colspan="2"><b>CARATT.ELETTRICHE</b></td></tr> <tr><td>IP</td><td></td></tr> <tr><td>CLASSE</td><td>1</td></tr> <tr><td>CUT OFF</td><td></td></tr> <tr><td>SEMI CUT OFF</td><td>x</td></tr> <tr><td>LINEA</td><td>Fg7or</td></tr> <tr><td>SEZ.</td><td>4x1x6</td></tr> <tr><td>x PE</td><td></td></tr> </table>	<b>CARATT.ELETTRICHE</b>		IP		CLASSE	1	CUT OFF		SEMI CUT OFF	x	LINEA	Fg7or	SEZ.	4x1x6	x PE		<table border="1"> <tr><td colspan="2"><b>POSIZIONE</b></td></tr> <tr><td>x SEDE STRADALE</td><td></td></tr> <tr><td>BANCHINA</td><td></td></tr> <tr><td>MARCIAPIEDE</td><td></td></tr> <tr><td>ALTRO</td><td></td></tr> </table> <p>Note:</p>	<b>POSIZIONE</b>		x SEDE STRADALE		BANCHINA		MARCIAPIEDE		ALTRO		<table border="1"> <tr><td colspan="2"><b>CONDIZIONI</b></td></tr> <tr><td colspan="2">SOSTEGNO</td></tr> <tr><td>☐</td><td>- ☐</td></tr> <tr><td></td><td>x</td></tr> <tr><td colspan="2">DIFFUSORE</td></tr> <tr><td>☐</td><td>- ☐</td></tr> <tr><td></td><td>x</td></tr> <tr><td colspan="2">GENERALE</td></tr> <tr><td>☐</td><td>- ☐</td></tr> <tr><td></td><td>x</td></tr> </table>	<b>CONDIZIONI</b>		SOSTEGNO		☐	- ☐		x	DIFFUSORE		☐	- ☐		x	GENERALE		☐	- ☐		x
<b>IDENTIFICAZIONE</b>																																																											
COORD. GPS																																																											
MARCA																																																											
TIPO																																																											
QUADRO																																																											
<b>CARATT.ELETTRICHE</b>																																																											
IP																																																											
CLASSE	1																																																										
CUT OFF																																																											
SEMI CUT OFF	x																																																										
LINEA	Fg7or																																																										
SEZ.	4x1x6																																																										
x PE																																																											
<b>POSIZIONE</b>																																																											
x SEDE STRADALE																																																											
BANCHINA																																																											
MARCIAPIEDE																																																											
ALTRO																																																											
<b>CONDIZIONI</b>																																																											
SOSTEGNO																																																											
☐	- ☐																																																										
	x																																																										
DIFFUSORE																																																											
☐	- ☐																																																										
	x																																																										
GENERALE																																																											
☐	- ☐																																																										
	x																																																										


<b>00</b>	PIANO REGOLATORE DELL'ILLUMINAZIONE COMUNALE – PRIC – DEL COMUNE DI SCURELLE (TN)	<i>censimento</i>	
<b>SEZ</b>		Pag. 18 di 143	25_09_rel.doc

COD.	48	VIA Via Del Villaggio																																																									
	<table border="1"> <tr><th colspan="2">CARATT.MECCANICHE</th></tr> <tr><td>PALO</td><td>CLS</td></tr> <tr><td>CILINDRICO</td><td>x FE</td></tr> <tr><td>x RASTREMATO</td><td>PVC</td></tr> <tr><td>CONICO</td><td>LEGNO</td></tr> </table>	CARATT.MECCANICHE		PALO	CLS	CILINDRICO	x FE	x RASTREMATO	PVC	CONICO	LEGNO	<table border="1"> <tr><th colspan="2">POSA</th></tr> <tr><td>x POZZ.</td><td>SCATOLA</td></tr> <tr><td>CLS</td><td>PVC</td></tr> <tr><td>x FE</td><td>FE</td></tr> <tr><td>PVC</td><td>INCASSO</td></tr> <tr><td></td><td>ESTERNA</td></tr> </table>	POSA		x POZZ.	SCATOLA	CLS	PVC	x FE	FE	PVC	INCASSO		ESTERNA	<table border="1"> <tr><th colspan="2">DIMENSIONI</th></tr> <tr><td>H.</td><td></td></tr> <tr><td>L.</td><td></td></tr> <tr><td>AcZn</td><td></td></tr> <tr><td>x VERN.</td><td>nero</td></tr> </table>	DIMENSIONI		H.		L.		AcZn		x VERN.	nero																								
CARATT.MECCANICHE																																																											
PALO	CLS																																																										
CILINDRICO	x FE																																																										
x RASTREMATO	PVC																																																										
CONICO	LEGNO																																																										
POSA																																																											
x POZZ.	SCATOLA																																																										
CLS	PVC																																																										
x FE	FE																																																										
PVC	INCASSO																																																										
	ESTERNA																																																										
DIMENSIONI																																																											
H.																																																											
L.																																																											
AcZn																																																											
x VERN.	nero																																																										
<table border="1"> <tr><th colspan="2">IDENTIFICAZIONE</th></tr> <tr><td colspan="2">COORD. GPS</td></tr> <tr><td>MARCA</td><td></td></tr> <tr><td>TIPO</td><td></td></tr> <tr><td>QUADRO</td><td></td></tr> </table> <p>Note:</p>	IDENTIFICAZIONE		COORD. GPS		MARCA		TIPO		QUADRO		<table border="1"> <tr><th colspan="2">CARATT.ELETTRICHE</th></tr> <tr><td>IP</td><td></td></tr> <tr><td>CLASSE</td><td>1</td></tr> <tr><td>CUT OFF</td><td></td></tr> <tr><td>SEMI CUT OFF</td><td>x</td></tr> <tr><td>LINEA</td><td>Fg7or</td></tr> <tr><td>SEZ.</td><td>4x1x6</td></tr> <tr><td>x PE</td><td></td></tr> </table>	CARATT.ELETTRICHE		IP		CLASSE	1	CUT OFF		SEMI CUT OFF	x	LINEA	Fg7or	SEZ.	4x1x6	x PE		<table border="1"> <tr><th colspan="2">POSIZIONE</th></tr> <tr><td>x SEDE STRADALE</td><td></td></tr> <tr><td>BANCHINA</td><td></td></tr> <tr><td>MARCIAPIEDE</td><td></td></tr> <tr><td>ALTRO</td><td></td></tr> </table> <p>Note:</p>	POSIZIONE		x SEDE STRADALE		BANCHINA		MARCIAPIEDE		ALTRO		<table border="1"> <tr><th colspan="2">CONDIZIONI</th></tr> <tr><th colspan="2">SOSTEGNO</th></tr> <tr><td>☐</td><td>- ☐</td></tr> <tr><td></td><td>x</td></tr> <tr><th colspan="2">DIFFUSORE</th></tr> <tr><td>☐</td><td>- ☐</td></tr> <tr><td></td><td>x</td></tr> <tr><th colspan="2">GENERALE</th></tr> <tr><td>☐</td><td>- ☐</td></tr> <tr><td></td><td>x</td></tr> </table>	CONDIZIONI		SOSTEGNO		☐	- ☐		x	DIFFUSORE		☐	- ☐		x	GENERALE		☐	- ☐		x
IDENTIFICAZIONE																																																											
COORD. GPS																																																											
MARCA																																																											
TIPO																																																											
QUADRO																																																											
CARATT.ELETTRICHE																																																											
IP																																																											
CLASSE	1																																																										
CUT OFF																																																											
SEMI CUT OFF	x																																																										
LINEA	Fg7or																																																										
SEZ.	4x1x6																																																										
x PE																																																											
POSIZIONE																																																											
x SEDE STRADALE																																																											
BANCHINA																																																											
MARCIAPIEDE																																																											
ALTRO																																																											
CONDIZIONI																																																											
SOSTEGNO																																																											
☐	- ☐																																																										
	x																																																										
DIFFUSORE																																																											
☐	- ☐																																																										
	x																																																										
GENERALE																																																											
☐	- ☐																																																										
	x																																																										
COD.	49	VIA Via Del Villaggio																																																									
	<table border="1"> <tr><th colspan="2">CARATT.MECCANICHE</th></tr> <tr><td>PALO</td><td>CLS</td></tr> <tr><td>CILINDRICO</td><td>x FE</td></tr> <tr><td>x RASTREMATO</td><td>PVC</td></tr> <tr><td>CONICO</td><td>LEGNO</td></tr> </table>	CARATT.MECCANICHE		PALO	CLS	CILINDRICO	x FE	x RASTREMATO	PVC	CONICO	LEGNO	<table border="1"> <tr><th colspan="2">POSA</th></tr> <tr><td>x POZZ.</td><td>SCATOLA</td></tr> <tr><td>CLS</td><td>PVC</td></tr> <tr><td>x FE</td><td>FE</td></tr> <tr><td>PVC</td><td>INCASSO</td></tr> <tr><td></td><td>ESTERNA</td></tr> </table>	POSA		x POZZ.	SCATOLA	CLS	PVC	x FE	FE	PVC	INCASSO		ESTERNA	<table border="1"> <tr><th colspan="2">DIMENSIONI</th></tr> <tr><td>H.</td><td></td></tr> <tr><td>L.</td><td></td></tr> <tr><td>AcZn</td><td></td></tr> <tr><td>x VERN.</td><td>nero</td></tr> </table>	DIMENSIONI		H.		L.		AcZn		x VERN.	nero																								
CARATT.MECCANICHE																																																											
PALO	CLS																																																										
CILINDRICO	x FE																																																										
x RASTREMATO	PVC																																																										
CONICO	LEGNO																																																										
POSA																																																											
x POZZ.	SCATOLA																																																										
CLS	PVC																																																										
x FE	FE																																																										
PVC	INCASSO																																																										
	ESTERNA																																																										
DIMENSIONI																																																											
H.																																																											
L.																																																											
AcZn																																																											
x VERN.	nero																																																										
<table border="1"> <tr><th colspan="2">IDENTIFICAZIONE</th></tr> <tr><td colspan="2">COORD. GPS</td></tr> <tr><td>MARCA</td><td></td></tr> <tr><td>TIPO</td><td></td></tr> <tr><td>QUADRO</td><td></td></tr> </table> <p>Note:</p>	IDENTIFICAZIONE		COORD. GPS		MARCA		TIPO		QUADRO		<table border="1"> <tr><th colspan="2">CARATT.ELETTRICHE</th></tr> <tr><td>IP</td><td></td></tr> <tr><td>CLASSE</td><td>1</td></tr> <tr><td>CUT OFF</td><td></td></tr> <tr><td>SEMI CUT OFF</td><td>x</td></tr> <tr><td>LINEA</td><td>Fg7or</td></tr> <tr><td>SEZ.</td><td>4x1x6</td></tr> <tr><td>x PE</td><td></td></tr> </table>	CARATT.ELETTRICHE		IP		CLASSE	1	CUT OFF		SEMI CUT OFF	x	LINEA	Fg7or	SEZ.	4x1x6	x PE		<table border="1"> <tr><th colspan="2">POSIZIONE</th></tr> <tr><td>x SEDE STRADALE</td><td></td></tr> <tr><td>BANCHINA</td><td></td></tr> <tr><td>MARCIAPIEDE</td><td></td></tr> <tr><td>ALTRO</td><td></td></tr> </table> <p>Note:</p>	POSIZIONE		x SEDE STRADALE		BANCHINA		MARCIAPIEDE		ALTRO		<table border="1"> <tr><th colspan="2">CONDIZIONI</th></tr> <tr><th colspan="2">SOSTEGNO</th></tr> <tr><td>☐</td><td>- ☐</td></tr> <tr><td></td><td>x</td></tr> <tr><th colspan="2">DIFFUSORE</th></tr> <tr><td>☐</td><td>- ☐</td></tr> <tr><td></td><td>x</td></tr> <tr><th colspan="2">GENERALE</th></tr> <tr><td>☐</td><td>- ☐</td></tr> <tr><td></td><td>x</td></tr> </table>	CONDIZIONI		SOSTEGNO		☐	- ☐		x	DIFFUSORE		☐	- ☐		x	GENERALE		☐	- ☐		x
IDENTIFICAZIONE																																																											
COORD. GPS																																																											
MARCA																																																											
TIPO																																																											
QUADRO																																																											
CARATT.ELETTRICHE																																																											
IP																																																											
CLASSE	1																																																										
CUT OFF																																																											
SEMI CUT OFF	x																																																										
LINEA	Fg7or																																																										
SEZ.	4x1x6																																																										
x PE																																																											
POSIZIONE																																																											
x SEDE STRADALE																																																											
BANCHINA																																																											
MARCIAPIEDE																																																											
ALTRO																																																											
CONDIZIONI																																																											
SOSTEGNO																																																											
☐	- ☐																																																										
	x																																																										
DIFFUSORE																																																											
☐	- ☐																																																										
	x																																																										
GENERALE																																																											
☐	- ☐																																																										
	x																																																										
COD.	P01-P04	VIA XV Agosto (centrale)																																																									
	<table border="1"> <tr><th colspan="2">CARATT.MECCANICHE</th></tr> <tr><td>PALO</td><td>CLS</td></tr> <tr><td>CILINDRICO</td><td>x FE</td></tr> <tr><td>x RASTREMATO</td><td>PVC</td></tr> <tr><td>CONICO</td><td>LEGNO</td></tr> </table>	CARATT.MECCANICHE		PALO	CLS	CILINDRICO	x FE	x RASTREMATO	PVC	CONICO	LEGNO	<table border="1"> <tr><th colspan="2">POSA</th></tr> <tr><td>POZZ.</td><td>SCATOLA</td></tr> <tr><td>CLS</td><td>PVC</td></tr> <tr><td>FE</td><td>FE</td></tr> <tr><td>PVC</td><td>INCASSO</td></tr> <tr><td></td><td>ESTERNA</td></tr> </table>	POSA		POZZ.	SCATOLA	CLS	PVC	FE	FE	PVC	INCASSO		ESTERNA	<table border="1"> <tr><th colspan="2">DIMENSIONI</th></tr> <tr><td>H.</td><td>15 m</td></tr> <tr><td>L.</td><td></td></tr> <tr><td>AcZn</td><td></td></tr> <tr><td>VERN.</td><td></td></tr> </table>	DIMENSIONI		H.	15 m	L.		AcZn		VERN.																									
CARATT.MECCANICHE																																																											
PALO	CLS																																																										
CILINDRICO	x FE																																																										
x RASTREMATO	PVC																																																										
CONICO	LEGNO																																																										
POSA																																																											
POZZ.	SCATOLA																																																										
CLS	PVC																																																										
FE	FE																																																										
PVC	INCASSO																																																										
	ESTERNA																																																										
DIMENSIONI																																																											
H.	15 m																																																										
L.																																																											
AcZn																																																											
VERN.																																																											
<table border="1"> <tr><th colspan="2">IDENTIFICAZIONE</th></tr> <tr><td colspan="2">COORD. GPS</td></tr> <tr><td>MARCA</td><td></td></tr> <tr><td>TIPO</td><td></td></tr> <tr><td>QUADRO</td><td></td></tr> </table> <p>Note:</p> <p>proiettore doppio su ogni sostegno</p>	IDENTIFICAZIONE		COORD. GPS		MARCA		TIPO		QUADRO		<table border="1"> <tr><th colspan="2">CARATT.ELETTRICHE</th></tr> <tr><td>IP</td><td></td></tr> <tr><td>CLASSE</td><td></td></tr> <tr><td>CUT OFF</td><td></td></tr> <tr><td>SEMI CUT OFF</td><td></td></tr> <tr><td>LINEA</td><td></td></tr> <tr><td>SEZ.</td><td></td></tr> <tr><td>PE</td><td></td></tr> </table>	CARATT.ELETTRICHE		IP		CLASSE		CUT OFF		SEMI CUT OFF		LINEA		SEZ.		PE		<table border="1"> <tr><th colspan="2">POSIZIONE</th></tr> <tr><td>SEDE STRADALE</td><td></td></tr> <tr><td>BANCHINA</td><td></td></tr> <tr><td>MARCIAPIEDE</td><td></td></tr> <tr><td>x ALTRO: piazzale</td><td></td></tr> </table> <p>Note:</p> <p>inquinanti</p>	POSIZIONE		SEDE STRADALE		BANCHINA		MARCIAPIEDE		x ALTRO: piazzale		<table border="1"> <tr><th colspan="2">CONDIZIONI</th></tr> <tr><th colspan="2">SOSTEGNO</th></tr> <tr><td>☐</td><td>- ☐</td></tr> <tr><td></td><td></td></tr> <tr><th colspan="2">DIFFUSORE</th></tr> <tr><td>☐</td><td>- ☐</td></tr> <tr><td></td><td></td></tr> <tr><th colspan="2">GENERALE</th></tr> <tr><td>☐</td><td>- ☐</td></tr> <tr><td></td><td></td></tr> </table>	CONDIZIONI		SOSTEGNO		☐	- ☐			DIFFUSORE		☐	- ☐			GENERALE		☐	- ☐		
IDENTIFICAZIONE																																																											
COORD. GPS																																																											
MARCA																																																											
TIPO																																																											
QUADRO																																																											
CARATT.ELETTRICHE																																																											
IP																																																											
CLASSE																																																											
CUT OFF																																																											
SEMI CUT OFF																																																											
LINEA																																																											
SEZ.																																																											
PE																																																											
POSIZIONE																																																											
SEDE STRADALE																																																											
BANCHINA																																																											
MARCIAPIEDE																																																											
x ALTRO: piazzale																																																											
CONDIZIONI																																																											
SOSTEGNO																																																											
☐	- ☐																																																										
DIFFUSORE																																																											
☐	- ☐																																																										
GENERALE																																																											
☐	- ☐																																																										


<b>00</b>	PIANO REGOLATORE DELL'ILLUMINAZIONE COMUNALE – PRIC – DEL COMUNE DI SCURELLE (TN)	<i>censimento</i>	
<b>SEZ</b>		Pag. 19 di 143	25_09_rel.doc


COD.	<b>P05-P10</b>	VIA XV Agosto (distributore)		
	<b>CARATT.MECCANICHE</b>		<b>POSA</b>	
	<input type="checkbox"/> PALO	<input type="checkbox"/> CLS	<input type="checkbox"/> POZZ.	<input type="checkbox"/> SCATOLA
	<input type="checkbox"/> CILINDRICO	<input type="checkbox"/> FE	<input type="checkbox"/> CLS	<input type="checkbox"/> PVC
	<input type="checkbox"/> RASTREMATO	<input type="checkbox"/> PVC	<input type="checkbox"/> FE	<input type="checkbox"/> FE
	<input checked="" type="checkbox"/> CONICO	<input type="checkbox"/> LEGNO	<input type="checkbox"/> PVC	<input type="checkbox"/> INCASSO
				<input type="checkbox"/> ESTERNA
<b>IDENTIFICAZIONE</b>		<b>CARATT.ELETTRICHE</b>		
COORD. GPS		<input type="checkbox"/> IP		
		<input type="checkbox"/> CLASSE		
MARCA		<input type="checkbox"/> CUT OFF		
TIPO		<input type="checkbox"/> SEMI CUT OFF		
QUADRO		<input type="checkbox"/> LINEA		
Note: lampioni di vario tipo, cut off e semi cut off		<input type="checkbox"/> SEZ.		
		<input type="checkbox"/> PE		
		<b>POSIZIONE</b>		
		<input type="checkbox"/> SEDE STRADALE		
		<input type="checkbox"/> BANCHINA		
		<input type="checkbox"/> MARCIAPIEDE		
		<input checked="" type="checkbox"/> ALTRO		
		Note:		
		<b>CONDIZIONI</b>		
		<b>SOSTEGNO</b>		
		<input type="checkbox"/> - <input type="checkbox"/>		
		<input type="checkbox"/>		
		<b>DIFFUSORE</b>		
		<input type="checkbox"/> - <input type="checkbox"/>		
		<input type="checkbox"/>		
		<b>GENERALE</b>		
		<input type="checkbox"/> - <input type="checkbox"/>		
		<input type="checkbox"/>		


COD.	<b>P11-P24</b>	VIA XV Agosto (new stone)		
	<b>CARATT.MECCANICHE</b>		<b>POSA</b>	
	<input type="checkbox"/> PALO	<input type="checkbox"/> CLS	<input type="checkbox"/> POZZ.	<input type="checkbox"/> SCATOLA
	<input type="checkbox"/> CILINDRICO	<input checked="" type="checkbox"/> FE	<input type="checkbox"/> CLS	<input type="checkbox"/> PVC
	<input type="checkbox"/> RASTREMATO	<input type="checkbox"/> PVC	<input type="checkbox"/> FE	<input type="checkbox"/> FE
	<input checked="" type="checkbox"/> CONICO	<input type="checkbox"/> LEGNO	<input type="checkbox"/> PVC	<input type="checkbox"/> INCASSO
				<input type="checkbox"/> ESTERNA
<b>IDENTIFICAZIONE</b>		<b>CARATT.ELETTRICHE</b>		
COORD. GPS		<input type="checkbox"/> IP		
		<input type="checkbox"/> CLASSE		
MARCA		<input type="checkbox"/> CUT OFF		
TIPO		<input type="checkbox"/> SEMI CUT OFF		
QUADRO		<input checked="" type="checkbox"/> LINEA		
Note:		<input type="checkbox"/> SEZ.		
		<input type="checkbox"/> PE		
		<b>POSIZIONE</b>		
		<input type="checkbox"/> SEDE STRADALE		
		<input type="checkbox"/> BANCHINA		
		<input type="checkbox"/> MARCIAPIEDE		
		<input checked="" type="checkbox"/> ALTRO: piazzale		
		Note:		
		<b>CONDIZIONI</b>		
		<b>SOSTEGNO</b>		
		<input type="checkbox"/> - <input type="checkbox"/>		
		<input type="checkbox"/>		
		<b>DIFFUSORE</b>		
		<input type="checkbox"/> - <input type="checkbox"/>		
		<input type="checkbox"/>		
		<b>GENERALE</b>		
		<input type="checkbox"/> - <input type="checkbox"/>		
		<input type="checkbox"/>		

COD.	<b>50</b>	VIA XV Agosto		
	<b>CARATT.MECCANICHE</b>		<b>POSA</b>	
	<input type="checkbox"/> PALO	<input type="checkbox"/> CLS	<input checked="" type="checkbox"/> POZZ.	<input type="checkbox"/> SCATOLA
	<input type="checkbox"/> CILINDRICO	<input checked="" type="checkbox"/> FE	<input type="checkbox"/> CLS	<input type="checkbox"/> PVC
	<input type="checkbox"/> RASTREMATO	<input type="checkbox"/> PVC	<input checked="" type="checkbox"/> FE	<input type="checkbox"/> FE
	<input checked="" type="checkbox"/> CONICO	<input type="checkbox"/> LEGNO	<input type="checkbox"/> PVC	<input type="checkbox"/> INCASSO
				<input type="checkbox"/> ESTERNA
<b>IDENTIFICAZIONE</b>		<b>CARATT.ELETTRICHE</b>		
COORD. GPS		<input type="checkbox"/> IP		
		<input type="checkbox"/> CLASSE		
MARCA		<input type="checkbox"/> CUT OFF		
TIPO		<input type="checkbox"/> SEMI CUT OFF		
QUADRO		<input checked="" type="checkbox"/> LINEA		
Note: situato interno prop. privata 2x		<input type="checkbox"/> SEZ.		
		<input checked="" type="checkbox"/> PE		
		<b>POSIZIONE</b>		
		<input type="checkbox"/> SEDE STRADALE		
		<input type="checkbox"/> BANCHINA		
		<input checked="" type="checkbox"/> MARCIAPIEDE		
		<input type="checkbox"/> ALTRO		
		Note:		
		<b>CONDIZIONI</b>		
		<b>SOSTEGNO</b>		
		<input type="checkbox"/> - <input type="checkbox"/>		
		<input type="checkbox"/>		
		<b>DIFFUSORE</b>		
		<input type="checkbox"/> - <input type="checkbox"/>		
		<input type="checkbox"/>		
		<b>GENERALE</b>		
		<input type="checkbox"/> - <input type="checkbox"/>		
		<input type="checkbox"/>		

<b>00</b>	PIANO REGOLATORE DELL' ILLUMINAZIONE COMUNALE – PRIC – DEL COMUNE DI SCURELLE (TN)	<i>censimento</i>	
		Pag. 20 di 143	25_09_rel.doc




COD.	51	VIA XV Agosto		
	<b>CARATT.MECCANICHE</b>		<b>POSA</b>	
	<input type="checkbox"/> PALO	<input type="checkbox"/> CLS	<input type="checkbox"/> POZZ.	<input type="checkbox"/> SCATOLA
	<input type="checkbox"/> CILINDRICO	<input checked="" type="checkbox"/> FE	<input type="checkbox"/> CLS	<input type="checkbox"/> PVC
	<input type="checkbox"/> RASTREMATO	<input type="checkbox"/> PVC	<input type="checkbox"/> FE	<input type="checkbox"/> FE
	<input checked="" type="checkbox"/> CONICO	<input type="checkbox"/> LEGNO	<input type="checkbox"/> PVC	<input type="checkbox"/> INCASSO
				<input type="checkbox"/> ESTERNA
<b>IDENTIFICAZIONE</b>		<b>CARATT.ELETTRICHE</b>		
COORD. GPS		<input type="checkbox"/> IP		
		<input type="checkbox"/> CLASSE		<input type="checkbox"/> 1
MARCA		<input type="checkbox"/> CUT OFF		
TIPO		<input type="checkbox"/> SEMI CUT OFF		<input checked="" type="checkbox"/>
QUADRO		<input type="checkbox"/> LINEA		
Note: situato interno prop. privata 2x		<input type="checkbox"/> SEZ.		
		<input checked="" type="checkbox"/> PE		
		<b>POSIZIONE</b>		
		<input type="checkbox"/> SEDE STRADALE		
		<input type="checkbox"/> BANCHINA		
		<input checked="" type="checkbox"/> MARCIAPIEDE		
		<input type="checkbox"/> ALTRO		
		Note:		
		<b>CONDIZIONI</b>		
		<b>SOSTEGNO</b>		
		<input type="checkbox"/> -	<input type="checkbox"/>	
			<input checked="" type="checkbox"/>	
		<b>DIFFUSORE</b>		
		<input type="checkbox"/> -	<input type="checkbox"/>	
			<input checked="" type="checkbox"/>	
		<b>GENERALE</b>		
		<input type="checkbox"/> -	<input type="checkbox"/>	
			<input checked="" type="checkbox"/>	

COD.	52	VIA XV Agosto		
	<b>CARATT.MECCANICHE</b>		<b>POSA</b>	
	<input type="checkbox"/> PALO	<input type="checkbox"/> CLS	<input type="checkbox"/> POZZ.	<input type="checkbox"/> SCATOLA
	<input type="checkbox"/> CILINDRICO	<input checked="" type="checkbox"/> FE	<input type="checkbox"/> CLS	<input type="checkbox"/> PVC
	<input type="checkbox"/> RASTREMATO	<input type="checkbox"/> PVC	<input type="checkbox"/> FE	<input type="checkbox"/> FE
	<input checked="" type="checkbox"/> CONICO	<input type="checkbox"/> LEGNO	<input type="checkbox"/> PVC	<input type="checkbox"/> INCASSO
				<input type="checkbox"/> ESTERNA
<b>IDENTIFICAZIONE</b>		<b>CARATT.ELETTRICHE</b>		
COORD. GPS		<input type="checkbox"/> IP		
		<input type="checkbox"/> CLASSE		<input type="checkbox"/> 1
MARCA		<input type="checkbox"/> CUT OFF		
TIPO		<input type="checkbox"/> SEMI CUT OFF		<input checked="" type="checkbox"/>
QUADRO		<input type="checkbox"/> LINEA		
Note: situato interno prop. privata 2x		<input type="checkbox"/> SEZ.		
		<input checked="" type="checkbox"/> PE		
		<b>POSIZIONE</b>		
		<input type="checkbox"/> SEDE STRADALE		
		<input type="checkbox"/> BANCHINA		
		<input checked="" type="checkbox"/> MARCIAPIEDE		
		<input type="checkbox"/> ALTRO		
		Note:		
		<b>CONDIZIONI</b>		
		<b>SOSTEGNO</b>		
		<input type="checkbox"/> -	<input type="checkbox"/>	
			<input checked="" type="checkbox"/>	
		<b>DIFFUSORE</b>		
		<input type="checkbox"/> -	<input type="checkbox"/>	
			<input checked="" type="checkbox"/>	
		<b>GENERALE</b>		
		<input type="checkbox"/> -	<input type="checkbox"/>	
			<input checked="" type="checkbox"/>	

COD.	53	VIA XV Agosto		
	<b>CARATT.MECCANICHE</b>		<b>POSA</b>	
	<input type="checkbox"/> PALO	<input type="checkbox"/> CLS	<input type="checkbox"/> POZZ.	<input type="checkbox"/> SCATOLA
	<input type="checkbox"/> CILINDRICO	<input checked="" type="checkbox"/> FE	<input type="checkbox"/> CLS	<input type="checkbox"/> PVC
	<input type="checkbox"/> RASTREMATO	<input type="checkbox"/> PVC	<input type="checkbox"/> FE	<input type="checkbox"/> FE
	<input checked="" type="checkbox"/> CONICO	<input type="checkbox"/> LEGNO	<input type="checkbox"/> PVC	<input type="checkbox"/> INCASSO
				<input type="checkbox"/> ESTERNA
<b>IDENTIFICAZIONE</b>		<b>CARATT.ELETTRICHE</b>		
COORD. GPS		<input type="checkbox"/> IP		
		<input type="checkbox"/> CLASSE		<input type="checkbox"/> 1
MARCA		<input type="checkbox"/> CUT OFF		
TIPO		<input type="checkbox"/> SEMI CUT OFF		<input checked="" type="checkbox"/>
QUADRO		<input type="checkbox"/> LINEA		
Note: situato interno prop. privata 2x		<input type="checkbox"/> SEZ.		
		<input checked="" type="checkbox"/> PE		
		<b>POSIZIONE</b>		
		<input type="checkbox"/> SEDE STRADALE		
		<input type="checkbox"/> BANCHINA		
		<input checked="" type="checkbox"/> MARCIAPIEDE		
		<input type="checkbox"/> ALTRO		
		Note:		
		<b>CONDIZIONI</b>		
		<b>SOSTEGNO</b>		
		<input type="checkbox"/> -	<input type="checkbox"/>	
			<input checked="" type="checkbox"/>	
		<b>DIFFUSORE</b>		
		<input type="checkbox"/> -	<input type="checkbox"/>	
			<input checked="" type="checkbox"/>	
		<b>GENERALE</b>		
		<input type="checkbox"/> -	<input type="checkbox"/>	
			<input checked="" type="checkbox"/>	






<b>00</b>	PIANO REGOLATORE DELL'ILLUMINAZIONE COMUNALE – PRIC – DEL COMUNE DI SCURELLE (TN)	<i>censimento</i>	
		Pag. 21 di 143	25_09_rel.doc

COD.	54	VIA XV Agosto		
	<b>CARATT.MECCANICHE</b>		<b>POSA</b>	
	<input type="checkbox"/> PALO	<input type="checkbox"/> CLS	<input type="checkbox"/> POZZ.	<input type="checkbox"/> SCATOLA
	<input type="checkbox"/> CILINDRICO	<input checked="" type="checkbox"/> FE	<input type="checkbox"/> CLS	<input type="checkbox"/> PVC
	<input type="checkbox"/> RASTREMATO	<input type="checkbox"/> PVC	<input type="checkbox"/> FE	<input type="checkbox"/> FE
	<input checked="" type="checkbox"/> CONICO	<input type="checkbox"/> LEGNO	<input type="checkbox"/> PVC	<input type="checkbox"/> INCASSO
				<input type="checkbox"/> ESTERNA
<b>IDENTIFICAZIONE</b>		<b>CARATT.ELETTRICHE</b>		
COORD. GPS		<input type="checkbox"/> IP		
		<input type="checkbox"/> CLASSE		<input type="checkbox"/> 1
MARCA		<input type="checkbox"/> CUT OFF		
TIPO		<input type="checkbox"/> SEMI CUT OFF		<input checked="" type="checkbox"/> x
QUADRO		<input type="checkbox"/> LINEA		
Note: situato interno prop. privata 2x		<input type="checkbox"/> SEZ.		
		<input checked="" type="checkbox"/> PE		
		<b>POSIZIONE</b>		<b>CONDIZIONI</b>
		<input type="checkbox"/> SEDE STRADALE		<input type="checkbox"/> SOSTEGNO
		<input type="checkbox"/> BANCHINA		<input type="checkbox"/> - <input checked="" type="checkbox"/>
		<input checked="" type="checkbox"/> MARCIAPIEDE		<input type="checkbox"/> x
		<input type="checkbox"/> ALTRO		<input type="checkbox"/> DIFFUSORE
		Note:		<input type="checkbox"/> - <input checked="" type="checkbox"/>
				<input type="checkbox"/> x
				<input type="checkbox"/> GENERALE
				<input type="checkbox"/> - <input checked="" type="checkbox"/>
				<input type="checkbox"/> x
COD.	55	VIA XV Agosto		
	<b>CARATT.MECCANICHE</b>		<b>POSA</b>	
	<input type="checkbox"/> PALO	<input type="checkbox"/> CLS	<input type="checkbox"/> POZZ.	<input type="checkbox"/> SCATOLA
	<input type="checkbox"/> CILINDRICO	<input checked="" type="checkbox"/> FE	<input type="checkbox"/> CLS	<input type="checkbox"/> PVC
	<input type="checkbox"/> RASTREMATO	<input type="checkbox"/> PVC	<input type="checkbox"/> FE	<input type="checkbox"/> FE
	<input checked="" type="checkbox"/> CONICO	<input type="checkbox"/> LEGNO	<input type="checkbox"/> PVC	<input type="checkbox"/> INCASSO
				<input type="checkbox"/> ESTERNA
<b>IDENTIFICAZIONE</b>		<b>CARATT.ELETTRICHE</b>		
COORD. GPS		<input type="checkbox"/> IP		
		<input type="checkbox"/> CLASSE		<input type="checkbox"/> 1
MARCA		<input type="checkbox"/> CUT OFF		
TIPO		<input type="checkbox"/> SEMI CUT OFF		<input checked="" type="checkbox"/> x
QUADRO		<input type="checkbox"/> LINEA		
Note: situato interno prop. privata 2x		<input type="checkbox"/> SEZ.		
		<input checked="" type="checkbox"/> PE		
		<b>POSIZIONE</b>		<b>CONDIZIONI</b>
		<input type="checkbox"/> SEDE STRADALE		<input type="checkbox"/> SOSTEGNO
		<input type="checkbox"/> BANCHINA		<input type="checkbox"/> - <input checked="" type="checkbox"/>
		<input checked="" type="checkbox"/> MARCIAPIEDE		<input type="checkbox"/> x
		<input type="checkbox"/> ALTRO		<input type="checkbox"/> DIFFUSORE
		Note:		<input type="checkbox"/> - <input checked="" type="checkbox"/>
				<input type="checkbox"/> x
				<input type="checkbox"/> GENERALE
				<input type="checkbox"/> - <input checked="" type="checkbox"/>
				<input type="checkbox"/> x
COD.	56	VIA XV Agosto		
	<b>CARATT.MECCANICHE</b>		<b>POSA</b>	
	<input type="checkbox"/> PALO	<input type="checkbox"/> CLS	<input checked="" type="checkbox"/> POZZ.	<input type="checkbox"/> SCATOLA
	<input type="checkbox"/> CILINDRICO	<input checked="" type="checkbox"/> FE	<input type="checkbox"/> CLS	<input type="checkbox"/> PVC
	<input type="checkbox"/> RASTREMATO	<input type="checkbox"/> PVC	<input checked="" type="checkbox"/> FE	<input type="checkbox"/> FE
	<input checked="" type="checkbox"/> CONICO	<input type="checkbox"/> LEGNO	<input type="checkbox"/> PVC	<input type="checkbox"/> INCASSO
				<input type="checkbox"/> ESTERNA
<b>IDENTIFICAZIONE</b>		<b>CARATT.ELETTRICHE</b>		
COORD. GPS		<input type="checkbox"/> IP		
		<input type="checkbox"/> CLASSE		<input type="checkbox"/> 1
MARCA		<input type="checkbox"/> CUT OFF		
TIPO		<input type="checkbox"/> SEMI CUT OFF		<input checked="" type="checkbox"/> x
QUADRO		<input type="checkbox"/> LINEA		
Note: 2x		<input type="checkbox"/> SEZ.		
		<input checked="" type="checkbox"/> PE		
		<b>POSIZIONE</b>		<b>CONDIZIONI</b>
		<input type="checkbox"/> SEDE STRADALE		<input type="checkbox"/> SOSTEGNO
		<input type="checkbox"/> BANCHINA		<input type="checkbox"/> - <input checked="" type="checkbox"/>
		<input checked="" type="checkbox"/> MARCIAPIEDE		<input type="checkbox"/> x
		<input type="checkbox"/> ALTRO		<input type="checkbox"/> DIFFUSORE
		Note:		<input type="checkbox"/> - <input checked="" type="checkbox"/>
				<input type="checkbox"/> x
				<input type="checkbox"/> GENERALE
				<input type="checkbox"/> - <input checked="" type="checkbox"/>
				<input type="checkbox"/> x


<b>00</b>	PIANO REGOLATORE DELL'ILLUMINAZIONE COMUNALE – PRIC – DEL COMUNE DI SCURELLE (TN)	<i>censimento</i>	
<b>SEZ</b>		Pag. 22 di 143	25_09_rel.doc

COD.	57	VIA XV Agosto																																																																					
	<b>CARATT.MECCANICHE</b>	<b>POSA</b>	<b>DIMENSIONI</b>																																																																				
	<table border="1"> <tr><td><input type="checkbox"/></td><td>PALO</td><td></td><td>CLS</td></tr> <tr><td></td><td>CILINDRICO</td><td>x</td><td>FE</td></tr> <tr><td></td><td>RASTREMATO</td><td></td><td>PVC</td></tr> <tr><td>x</td><td>CONICO</td><td></td><td>LEGNO</td></tr> </table>	<input type="checkbox"/>	PALO		CLS		CILINDRICO	x	FE		RASTREMATO		PVC	x	CONICO		LEGNO	<table border="1"> <tr><td>x</td><td>POZZ.</td><td></td><td>SCATOLA</td></tr> <tr><td></td><td>CLS</td><td></td><td>PVC</td></tr> <tr><td>x</td><td>FE</td><td></td><td>FE</td></tr> <tr><td></td><td>PVC</td><td></td><td>INCASSO</td></tr> <tr><td></td><td></td><td></td><td>ESTERNA</td></tr> </table>	x	POZZ.		SCATOLA		CLS		PVC	x	FE		FE		PVC		INCASSO				ESTERNA	<table border="1"> <tr><td></td><td>H.</td><td>9 m</td></tr> <tr><td></td><td>L.</td><td></td></tr> <tr><td></td><td>AcZn</td><td></td></tr> <tr><td>x</td><td>VERN.</td><td>nero</td></tr> </table>		H.	9 m		L.			AcZn		x	VERN.	nero																				
<input type="checkbox"/>	PALO		CLS																																																																				
	CILINDRICO	x	FE																																																																				
	RASTREMATO		PVC																																																																				
x	CONICO		LEGNO																																																																				
x	POZZ.		SCATOLA																																																																				
	CLS		PVC																																																																				
x	FE		FE																																																																				
	PVC		INCASSO																																																																				
			ESTERNA																																																																				
	H.	9 m																																																																					
	L.																																																																						
	AcZn																																																																						
x	VERN.	nero																																																																					
<b>IDENTIFICAZIONE</b>	<b>CARATT.ELETTRICHE</b>	<b>POSIZIONE</b>	<b>CONDIZIONI</b>																																																																				
<table border="1"> <tr><td colspan="2">COORD. GPS</td></tr> <tr><td>MARCA</td><td></td></tr> <tr><td>TIPO</td><td></td></tr> <tr><td>QUADRO</td><td></td></tr> </table> <p>Note: 2x</p>	COORD. GPS		MARCA		TIPO		QUADRO		<table border="1"> <tr><td><input type="checkbox"/></td><td>IP</td><td></td></tr> <tr><td></td><td>CLASSE</td><td>1</td></tr> <tr><td></td><td>CUT OFF</td><td></td></tr> <tr><td></td><td>SEMI CUT OFF</td><td>x</td></tr> <tr><td></td><td>LINEA</td><td></td></tr> <tr><td></td><td>SEZ.</td><td></td></tr> <tr><td>x</td><td>PE</td><td></td></tr> </table>	<input type="checkbox"/>	IP			CLASSE	1		CUT OFF			SEMI CUT OFF	x		LINEA			SEZ.		x	PE		<table border="1"> <tr><td></td><td colspan="2">SEDE STRADALE</td></tr> <tr><td></td><td colspan="2">BANCHINA</td></tr> <tr><td>x</td><td colspan="2">MARCIAPIEDE</td></tr> <tr><td></td><td colspan="2">ALTRO</td></tr> </table> <p>Note:</p>		SEDE STRADALE			BANCHINA		x	MARCIAPIEDE			ALTRO		<table border="1"> <tr><td colspan="3">SOSTEGNO</td></tr> <tr><td>?</td><td>-</td><td>↺</td></tr> <tr><td></td><td></td><td>x</td></tr> <tr><td colspan="3">DIFFUSORE</td></tr> <tr><td>?</td><td>-</td><td>↺</td></tr> <tr><td></td><td></td><td>x</td></tr> <tr><td colspan="3">GENERALE</td></tr> <tr><td>?</td><td>-</td><td>↺</td></tr> <tr><td></td><td></td><td>x</td></tr> </table>	SOSTEGNO			?	-	↺			x	DIFFUSORE			?	-	↺			x	GENERALE			?	-	↺			x
COORD. GPS																																																																							
MARCA																																																																							
TIPO																																																																							
QUADRO																																																																							
<input type="checkbox"/>	IP																																																																						
	CLASSE	1																																																																					
	CUT OFF																																																																						
	SEMI CUT OFF	x																																																																					
	LINEA																																																																						
	SEZ.																																																																						
x	PE																																																																						
	SEDE STRADALE																																																																						
	BANCHINA																																																																						
x	MARCIAPIEDE																																																																						
	ALTRO																																																																						
SOSTEGNO																																																																							
?	-	↺																																																																					
		x																																																																					
DIFFUSORE																																																																							
?	-	↺																																																																					
		x																																																																					
GENERALE																																																																							
?	-	↺																																																																					
		x																																																																					
COD.	58	VIA XV Agosto																																																																					
	<b>CARATT.MECCANICHE</b>	<b>POSA</b>	<b>DIMENSIONI</b>																																																																				
	<table border="1"> <tr><td><input type="checkbox"/></td><td>PALO</td><td></td><td>CLS</td></tr> <tr><td></td><td>CILINDRICO</td><td>x</td><td>FE</td></tr> <tr><td></td><td>RASTREMATO</td><td></td><td>PVC</td></tr> <tr><td>x</td><td>CONICO</td><td></td><td>LEGNO</td></tr> </table>	<input type="checkbox"/>	PALO		CLS		CILINDRICO	x	FE		RASTREMATO		PVC	x	CONICO		LEGNO	<table border="1"> <tr><td>x</td><td>POZZ.</td><td></td><td>SCATOLA</td></tr> <tr><td></td><td>CLS</td><td></td><td>PVC</td></tr> <tr><td>x</td><td>FE</td><td></td><td>FE</td></tr> <tr><td></td><td>PVC</td><td></td><td>INCASSO</td></tr> <tr><td></td><td></td><td></td><td>ESTERNA</td></tr> </table>	x	POZZ.		SCATOLA		CLS		PVC	x	FE		FE		PVC		INCASSO				ESTERNA	<table border="1"> <tr><td></td><td>H.</td><td>9 m</td></tr> <tr><td></td><td>L.</td><td></td></tr> <tr><td></td><td>AcZn</td><td></td></tr> <tr><td>x</td><td>VERN.</td><td>nero</td></tr> </table>		H.	9 m		L.			AcZn		x	VERN.	nero																				
<input type="checkbox"/>	PALO		CLS																																																																				
	CILINDRICO	x	FE																																																																				
	RASTREMATO		PVC																																																																				
x	CONICO		LEGNO																																																																				
x	POZZ.		SCATOLA																																																																				
	CLS		PVC																																																																				
x	FE		FE																																																																				
	PVC		INCASSO																																																																				
			ESTERNA																																																																				
	H.	9 m																																																																					
	L.																																																																						
	AcZn																																																																						
x	VERN.	nero																																																																					
<b>IDENTIFICAZIONE</b>	<b>CARATT.ELETTRICHE</b>	<b>POSIZIONE</b>	<b>CONDIZIONI</b>																																																																				
<table border="1"> <tr><td colspan="2">COORD. GPS</td></tr> <tr><td>MARCA</td><td></td></tr> <tr><td>TIPO</td><td></td></tr> <tr><td>QUADRO</td><td></td></tr> </table> <p>Note: 2x</p>	COORD. GPS		MARCA		TIPO		QUADRO		<table border="1"> <tr><td><input type="checkbox"/></td><td>IP</td><td></td></tr> <tr><td></td><td>CLASSE</td><td>1</td></tr> <tr><td></td><td>CUT OFF</td><td></td></tr> <tr><td></td><td>SEMI CUT OFF</td><td>x</td></tr> <tr><td></td><td>LINEA</td><td></td></tr> <tr><td></td><td>SEZ.</td><td></td></tr> <tr><td>x</td><td>PE</td><td></td></tr> </table>	<input type="checkbox"/>	IP			CLASSE	1		CUT OFF			SEMI CUT OFF	x		LINEA			SEZ.		x	PE		<table border="1"> <tr><td></td><td colspan="2">SEDE STRADALE</td></tr> <tr><td></td><td colspan="2">BANCHINA</td></tr> <tr><td>x</td><td colspan="2">MARCIAPIEDE</td></tr> <tr><td></td><td colspan="2">ALTRO</td></tr> </table> <p>Note:</p>		SEDE STRADALE			BANCHINA		x	MARCIAPIEDE			ALTRO		<table border="1"> <tr><td colspan="3">SOSTEGNO</td></tr> <tr><td>?</td><td>-</td><td>↺</td></tr> <tr><td></td><td></td><td>x</td></tr> <tr><td colspan="3">DIFFUSORE</td></tr> <tr><td>?</td><td>-</td><td>↺</td></tr> <tr><td></td><td></td><td>x</td></tr> <tr><td colspan="3">GENERALE</td></tr> <tr><td>?</td><td>-</td><td>↺</td></tr> <tr><td></td><td></td><td>x</td></tr> </table>	SOSTEGNO			?	-	↺			x	DIFFUSORE			?	-	↺			x	GENERALE			?	-	↺			x
COORD. GPS																																																																							
MARCA																																																																							
TIPO																																																																							
QUADRO																																																																							
<input type="checkbox"/>	IP																																																																						
	CLASSE	1																																																																					
	CUT OFF																																																																						
	SEMI CUT OFF	x																																																																					
	LINEA																																																																						
	SEZ.																																																																						
x	PE																																																																						
	SEDE STRADALE																																																																						
	BANCHINA																																																																						
x	MARCIAPIEDE																																																																						
	ALTRO																																																																						
SOSTEGNO																																																																							
?	-	↺																																																																					
		x																																																																					
DIFFUSORE																																																																							
?	-	↺																																																																					
		x																																																																					
GENERALE																																																																							
?	-	↺																																																																					
		x																																																																					
COD.	59	VIA XV Agosto																																																																					
	<b>CARATT.MECCANICHE</b>	<b>POSA</b>	<b>DIMENSIONI</b>																																																																				
	<table border="1"> <tr><td><input type="checkbox"/></td><td>PALO</td><td></td><td>CLS</td></tr> <tr><td></td><td>CILINDRICO</td><td>x</td><td>FE</td></tr> <tr><td></td><td>RASTREMATO</td><td></td><td>PVC</td></tr> <tr><td>x</td><td>CONICO</td><td></td><td>LEGNO</td></tr> </table>	<input type="checkbox"/>	PALO		CLS		CILINDRICO	x	FE		RASTREMATO		PVC	x	CONICO		LEGNO	<table border="1"> <tr><td>x</td><td>POZZ.</td><td></td><td>SCATOLA</td></tr> <tr><td></td><td>CLS</td><td></td><td>PVC</td></tr> <tr><td>x</td><td>FE</td><td></td><td>FE</td></tr> <tr><td></td><td>PVC</td><td></td><td>INCASSO</td></tr> <tr><td></td><td></td><td></td><td>ESTERNA</td></tr> </table>	x	POZZ.		SCATOLA		CLS		PVC	x	FE		FE		PVC		INCASSO				ESTERNA	<table border="1"> <tr><td></td><td>H.</td><td>9 m</td></tr> <tr><td></td><td>L.</td><td></td></tr> <tr><td></td><td>AcZn</td><td></td></tr> <tr><td>x</td><td>VERN.</td><td>nero</td></tr> </table>		H.	9 m		L.			AcZn		x	VERN.	nero																				
<input type="checkbox"/>	PALO		CLS																																																																				
	CILINDRICO	x	FE																																																																				
	RASTREMATO		PVC																																																																				
x	CONICO		LEGNO																																																																				
x	POZZ.		SCATOLA																																																																				
	CLS		PVC																																																																				
x	FE		FE																																																																				
	PVC		INCASSO																																																																				
			ESTERNA																																																																				
	H.	9 m																																																																					
	L.																																																																						
	AcZn																																																																						
x	VERN.	nero																																																																					
<b>IDENTIFICAZIONE</b>	<b>CARATT.ELETTRICHE</b>	<b>POSIZIONE</b>	<b>CONDIZIONI</b>																																																																				
<table border="1"> <tr><td colspan="2">COORD. GPS</td></tr> <tr><td>MARCA</td><td></td></tr> <tr><td>TIPO</td><td></td></tr> <tr><td>QUADRO</td><td></td></tr> </table> <p>Note: 2x</p>	COORD. GPS		MARCA		TIPO		QUADRO		<table border="1"> <tr><td><input type="checkbox"/></td><td>IP</td><td></td></tr> <tr><td></td><td>CLASSE</td><td>1</td></tr> <tr><td></td><td>CUT OFF</td><td></td></tr> <tr><td></td><td>SEMI CUT OFF</td><td>x</td></tr> <tr><td></td><td>LINEA</td><td></td></tr> <tr><td></td><td>SEZ.</td><td></td></tr> <tr><td>x</td><td>PE</td><td></td></tr> </table>	<input type="checkbox"/>	IP			CLASSE	1		CUT OFF			SEMI CUT OFF	x		LINEA			SEZ.		x	PE		<table border="1"> <tr><td></td><td colspan="2">SEDE STRADALE</td></tr> <tr><td></td><td colspan="2">BANCHINA</td></tr> <tr><td>x</td><td colspan="2">MARCIAPIEDE</td></tr> <tr><td></td><td colspan="2">ALTRO</td></tr> </table> <p>Note: diffusore sporco</p>		SEDE STRADALE			BANCHINA		x	MARCIAPIEDE			ALTRO		<table border="1"> <tr><td colspan="3">SOSTEGNO</td></tr> <tr><td>?</td><td>-</td><td>↺</td></tr> <tr><td></td><td></td><td>x</td></tr> <tr><td colspan="3">DIFFUSORE</td></tr> <tr><td>?</td><td>-</td><td>↺</td></tr> <tr><td></td><td></td><td>x</td></tr> <tr><td colspan="3">GENERALE</td></tr> <tr><td>?</td><td>-</td><td>↺</td></tr> <tr><td></td><td></td><td>x</td></tr> </table>	SOSTEGNO			?	-	↺			x	DIFFUSORE			?	-	↺			x	GENERALE			?	-	↺			x
COORD. GPS																																																																							
MARCA																																																																							
TIPO																																																																							
QUADRO																																																																							
<input type="checkbox"/>	IP																																																																						
	CLASSE	1																																																																					
	CUT OFF																																																																						
	SEMI CUT OFF	x																																																																					
	LINEA																																																																						
	SEZ.																																																																						
x	PE																																																																						
	SEDE STRADALE																																																																						
	BANCHINA																																																																						
x	MARCIAPIEDE																																																																						
	ALTRO																																																																						
SOSTEGNO																																																																							
?	-	↺																																																																					
		x																																																																					
DIFFUSORE																																																																							
?	-	↺																																																																					
		x																																																																					
GENERALE																																																																							
?	-	↺																																																																					
		x																																																																					


<b>00</b>	PIANO REGOLATORE DELL'ILLUMINAZIONE COMUNALE – PRIC – DEL COMUNE DI SCURELLE (TN)	<i>censimento</i>	
<b>SEZ</b>		Pag. 23 di 143	25_09_rel.doc

COD.	60	VIA XV Agosto																											
	<b>CARATT.MECCANICHE</b>		<b>POSA</b>																										
	<table border="1"> <tr><td>PALO</td><td></td><td>CLS</td></tr> <tr><td>CILINDRICO</td><td>x</td><td>FE</td></tr> <tr><td>RASTREMATO</td><td></td><td>PVC</td></tr> <tr><td>x CONICO</td><td></td><td>LEGNO</td></tr> </table>	PALO		CLS	CILINDRICO	x	FE	RASTREMATO		PVC	x CONICO		LEGNO	<table border="1"> <tr><td>x POZZ.</td><td>SCATOLA</td></tr> <tr><td>CLS</td><td>PVC</td></tr> <tr><td>x FE</td><td>FE</td></tr> <tr><td>PVC</td><td>INCASSO</td></tr> <tr><td></td><td>ESTERNA</td></tr> </table>	x POZZ.	SCATOLA	CLS	PVC	x FE	FE	PVC	INCASSO		ESTERNA					
PALO		CLS																											
CILINDRICO	x	FE																											
RASTREMATO		PVC																											
x CONICO		LEGNO																											
x POZZ.	SCATOLA																												
CLS	PVC																												
x FE	FE																												
PVC	INCASSO																												
	ESTERNA																												
<b>IDENTIFICAZIONE</b>		<b>CONDIZIONI</b>																											
<table border="1"> <tr><td colspan="2">COORD. GPS</td></tr> <tr><td>MARCA</td><td></td></tr> <tr><td>TIPO</td><td></td></tr> <tr><td>QUADRO</td><td></td></tr> </table> <p>Note: 2x</p>		COORD. GPS		MARCA		TIPO		QUADRO		<table border="1"> <tr><td colspan="2">SOSTEGNO</td></tr> <tr><td>☐</td><td>- ☐</td></tr> <tr><td></td><td>x</td></tr> <tr><td colspan="2">DIFFUSORE</td></tr> <tr><td>☐</td><td>- ☐</td></tr> <tr><td></td><td>x</td></tr> <tr><td colspan="2">GENERALE</td></tr> <tr><td>☐</td><td>- ☐</td></tr> <tr><td></td><td>x</td></tr> </table>		SOSTEGNO		☐	- ☐		x	DIFFUSORE		☐	- ☐		x	GENERALE		☐	- ☐		x
COORD. GPS																													
MARCA																													
TIPO																													
QUADRO																													
SOSTEGNO																													
☐	- ☐																												
	x																												
DIFFUSORE																													
☐	- ☐																												
	x																												
GENERALE																													
☐	- ☐																												
	x																												
COD.	61	VIA XV Agosto																											
	<b>CARATT.MECCANICHE</b>		<b>POSA</b>																										
	<table border="1"> <tr><td>PALO</td><td></td><td>CLS</td></tr> <tr><td>CILINDRICO</td><td>x</td><td>FE</td></tr> <tr><td>RASTREMATO</td><td></td><td>PVC</td></tr> <tr><td>x CONICO</td><td></td><td>LEGNO</td></tr> </table>	PALO		CLS	CILINDRICO	x	FE	RASTREMATO		PVC	x CONICO		LEGNO	<table border="1"> <tr><td>x POZZ.</td><td>SCATOLA</td></tr> <tr><td>CLS</td><td>PVC</td></tr> <tr><td>x FE</td><td>FE</td></tr> <tr><td>PVC</td><td>INCASSO</td></tr> <tr><td></td><td>ESTERNA</td></tr> </table>	x POZZ.	SCATOLA	CLS	PVC	x FE	FE	PVC	INCASSO		ESTERNA					
PALO		CLS																											
CILINDRICO	x	FE																											
RASTREMATO		PVC																											
x CONICO		LEGNO																											
x POZZ.	SCATOLA																												
CLS	PVC																												
x FE	FE																												
PVC	INCASSO																												
	ESTERNA																												
<b>IDENTIFICAZIONE</b>		<b>CONDIZIONI</b>																											
<table border="1"> <tr><td colspan="2">COORD. GPS</td></tr> <tr><td>MARCA</td><td></td></tr> <tr><td>TIPO</td><td></td></tr> <tr><td>QUADRO</td><td></td></tr> </table> <p>Note: 2x</p>		COORD. GPS		MARCA		TIPO		QUADRO		<table border="1"> <tr><td colspan="2">SOSTEGNO</td></tr> <tr><td>☐</td><td>- ☐</td></tr> <tr><td></td><td>x</td></tr> <tr><td colspan="2">DIFFUSORE</td></tr> <tr><td>☐</td><td>- ☐</td></tr> <tr><td></td><td>x</td></tr> <tr><td colspan="2">GENERALE</td></tr> <tr><td>☐</td><td>- ☐</td></tr> <tr><td></td><td>x</td></tr> </table>		SOSTEGNO		☐	- ☐		x	DIFFUSORE		☐	- ☐		x	GENERALE		☐	- ☐		x
COORD. GPS																													
MARCA																													
TIPO																													
QUADRO																													
SOSTEGNO																													
☐	- ☐																												
	x																												
DIFFUSORE																													
☐	- ☐																												
	x																												
GENERALE																													
☐	- ☐																												
	x																												
COD.	62	VIA XV Agosto																											
	<b>CARATT.MECCANICHE</b>		<b>POSA</b>																										
	<table border="1"> <tr><td>PALO</td><td></td><td>CLS</td></tr> <tr><td>CILINDRICO</td><td>x</td><td>FE</td></tr> <tr><td>RASTREMATO</td><td></td><td>PVC</td></tr> <tr><td>x CONICO</td><td></td><td>LEGNO</td></tr> </table>	PALO		CLS	CILINDRICO	x	FE	RASTREMATO		PVC	x CONICO		LEGNO	<table border="1"> <tr><td>x POZZ.</td><td>SCATOLA</td></tr> <tr><td>CLS</td><td>PVC</td></tr> <tr><td>x FE</td><td>FE</td></tr> <tr><td>PVC</td><td>INCASSO</td></tr> <tr><td></td><td>ESTERNA</td></tr> </table>	x POZZ.	SCATOLA	CLS	PVC	x FE	FE	PVC	INCASSO		ESTERNA					
PALO		CLS																											
CILINDRICO	x	FE																											
RASTREMATO		PVC																											
x CONICO		LEGNO																											
x POZZ.	SCATOLA																												
CLS	PVC																												
x FE	FE																												
PVC	INCASSO																												
	ESTERNA																												
<b>IDENTIFICAZIONE</b>		<b>CONDIZIONI</b>																											
<table border="1"> <tr><td colspan="2">COORD. GPS</td></tr> <tr><td>MARCA</td><td></td></tr> <tr><td>TIPO</td><td></td></tr> <tr><td>QUADRO</td><td></td></tr> </table> <p>Note: 2x</p>		COORD. GPS		MARCA		TIPO		QUADRO		<table border="1"> <tr><td colspan="2">SOSTEGNO</td></tr> <tr><td>☐</td><td>- ☐</td></tr> <tr><td></td><td>x</td></tr> <tr><td colspan="2">DIFFUSORE</td></tr> <tr><td>☐</td><td>- ☐</td></tr> <tr><td></td><td>x</td></tr> <tr><td colspan="2">GENERALE</td></tr> <tr><td>☐</td><td>- ☐</td></tr> <tr><td></td><td>x</td></tr> </table>		SOSTEGNO		☐	- ☐		x	DIFFUSORE		☐	- ☐		x	GENERALE		☐	- ☐		x
COORD. GPS																													
MARCA																													
TIPO																													
QUADRO																													
SOSTEGNO																													
☐	- ☐																												
	x																												
DIFFUSORE																													
☐	- ☐																												
	x																												
GENERALE																													
☐	- ☐																												
	x																												

<b>00</b>	PIANO REGOLATORE DELL'ILLUMINAZIONE COMUNALE – PRIC – DEL COMUNE DI SCURELLE (TN)		<i>censimento</i>	
	<b>SEZ</b>		Pag. 24 di 143	25_09_rel.doc

COD.	63	VIA XV Agosto																																																							
		<b>CARATT.MECCANICHE</b>	<b>POSA</b>	<b>DIMENSIONI</b>																																																					
		<table border="1"> <tr><td>PALO</td><td></td><td>CLS</td></tr> <tr><td>CILINDRICO</td><td>x</td><td>FE</td></tr> <tr><td>RASTREMATO</td><td></td><td>PVC</td></tr> <tr><td>x CONICO</td><td></td><td>LEGNO</td></tr> </table>	PALO		CLS	CILINDRICO	x	FE	RASTREMATO		PVC	x CONICO		LEGNO	<table border="1"> <tr><td>x POZZ.</td><td>SCATOLA</td></tr> <tr><td>CLS</td><td>PVC</td></tr> <tr><td>x FE</td><td>FE</td></tr> <tr><td>PVC</td><td>INCASSO</td></tr> <tr><td></td><td>ESTERNA</td></tr> </table>	x POZZ.	SCATOLA	CLS	PVC	x FE	FE	PVC	INCASSO		ESTERNA	<table border="1"> <tr><td>H.</td><td>9 m</td></tr> <tr><td>L.</td><td></td></tr> <tr><td>AcZn</td><td></td></tr> <tr><td>x VERN.</td><td>nero</td></tr> </table>	H.	9 m	L.		AcZn		x VERN.	nero																							
PALO		CLS																																																							
CILINDRICO	x	FE																																																							
RASTREMATO		PVC																																																							
x CONICO		LEGNO																																																							
x POZZ.	SCATOLA																																																								
CLS	PVC																																																								
x FE	FE																																																								
PVC	INCASSO																																																								
	ESTERNA																																																								
H.	9 m																																																								
L.																																																									
AcZn																																																									
x VERN.	nero																																																								
<b>IDENTIFICAZIONE</b>		<b>CARATT.ELETTRICHE</b>	<b>POSIZIONE</b>	<b>CONDIZIONI</b>																																																					
<table border="1"> <tr><td colspan="2">COORD. GPS</td></tr> <tr><td>MARCA</td><td></td></tr> <tr><td>TIPO</td><td></td></tr> <tr><td>QUADRO</td><td></td></tr> </table> <p>Note: 2x</p>		COORD. GPS		MARCA		TIPO		QUADRO		<table border="1"> <tr><td>IP</td><td></td></tr> <tr><td>CLASSE</td><td>1</td></tr> <tr><td>CUT OFF</td><td></td></tr> <tr><td>SEMI CUT OFF</td><td>x</td></tr> <tr><td>LINEA</td><td></td></tr> <tr><td>SEZ.</td><td></td></tr> <tr><td>x PE</td><td></td></tr> </table>	IP		CLASSE	1	CUT OFF		SEMI CUT OFF	x	LINEA		SEZ.		x PE		<table border="1"> <tr><td>SEDE STRADALE</td></tr> <tr><td>BANCHINA</td></tr> <tr><td>x MARCIAPIEDE</td></tr> <tr><td>ALTRO</td></tr> </table> <p>Note:</p>	SEDE STRADALE	BANCHINA	x MARCIAPIEDE	ALTRO	<table border="1"> <tr><td colspan="3">SOSTEGNO</td></tr> <tr><td>☐</td><td>-</td><td>↻</td></tr> <tr><td></td><td></td><td>x</td></tr> <tr><td colspan="3">DIFFUSORE</td></tr> <tr><td>☐</td><td>-</td><td>↻</td></tr> <tr><td></td><td></td><td>x</td></tr> <tr><td colspan="3">GENERALE</td></tr> <tr><td>☐</td><td>-</td><td>↻</td></tr> <tr><td></td><td></td><td>x</td></tr> </table>	SOSTEGNO			☐	-	↻			x	DIFFUSORE			☐	-	↻			x	GENERALE			☐	-	↻			x
COORD. GPS																																																									
MARCA																																																									
TIPO																																																									
QUADRO																																																									
IP																																																									
CLASSE	1																																																								
CUT OFF																																																									
SEMI CUT OFF	x																																																								
LINEA																																																									
SEZ.																																																									
x PE																																																									
SEDE STRADALE																																																									
BANCHINA																																																									
x MARCIAPIEDE																																																									
ALTRO																																																									
SOSTEGNO																																																									
☐	-	↻																																																							
		x																																																							
DIFFUSORE																																																									
☐	-	↻																																																							
		x																																																							
GENERALE																																																									
☐	-	↻																																																							
		x																																																							
COD.	64	VIA XV Agosto																																																							
		<b>CARATT.MECCANICHE</b>	<b>POSA</b>	<b>DIMENSIONI</b>																																																					
		<table border="1"> <tr><td>PALO</td><td></td><td>CLS</td></tr> <tr><td>CILINDRICO</td><td>x</td><td>FE</td></tr> <tr><td>RASTREMATO</td><td></td><td>PVC</td></tr> <tr><td>x CONICO</td><td></td><td>LEGNO</td></tr> </table>	PALO		CLS	CILINDRICO	x	FE	RASTREMATO		PVC	x CONICO		LEGNO	<table border="1"> <tr><td>x POZZ.</td><td>SCATOLA</td></tr> <tr><td>CLS</td><td>PVC</td></tr> <tr><td>x FE</td><td>FE</td></tr> <tr><td>PVC</td><td>INCASSO</td></tr> <tr><td></td><td>ESTERNA</td></tr> </table>	x POZZ.	SCATOLA	CLS	PVC	x FE	FE	PVC	INCASSO		ESTERNA	<table border="1"> <tr><td>H.</td><td>9 m</td></tr> <tr><td>L.</td><td></td></tr> <tr><td>AcZn</td><td></td></tr> <tr><td>x VERN.</td><td>nero</td></tr> </table>	H.	9 m	L.		AcZn		x VERN.	nero																							
PALO		CLS																																																							
CILINDRICO	x	FE																																																							
RASTREMATO		PVC																																																							
x CONICO		LEGNO																																																							
x POZZ.	SCATOLA																																																								
CLS	PVC																																																								
x FE	FE																																																								
PVC	INCASSO																																																								
	ESTERNA																																																								
H.	9 m																																																								
L.																																																									
AcZn																																																									
x VERN.	nero																																																								
<b>IDENTIFICAZIONE</b>		<b>CARATT.ELETTRICHE</b>	<b>POSIZIONE</b>	<b>CONDIZIONI</b>																																																					
<table border="1"> <tr><td colspan="2">COORD. GPS</td></tr> <tr><td>MARCA</td><td></td></tr> <tr><td>TIPO</td><td></td></tr> <tr><td>QUADRO</td><td></td></tr> </table> <p>Note: 2x</p>		COORD. GPS		MARCA		TIPO		QUADRO		<table border="1"> <tr><td>IP</td><td></td></tr> <tr><td>CLASSE</td><td>1</td></tr> <tr><td>CUT OFF</td><td></td></tr> <tr><td>SEMI CUT OFF</td><td>x</td></tr> <tr><td>LINEA</td><td></td></tr> <tr><td>SEZ.</td><td></td></tr> <tr><td>x PE</td><td></td></tr> </table>	IP		CLASSE	1	CUT OFF		SEMI CUT OFF	x	LINEA		SEZ.		x PE		<table border="1"> <tr><td>SEDE STRADALE</td></tr> <tr><td>BANCHINA</td></tr> <tr><td>x MARCIAPIEDE</td></tr> <tr><td>ALTRO</td></tr> </table> <p>Note:</p>	SEDE STRADALE	BANCHINA	x MARCIAPIEDE	ALTRO	<table border="1"> <tr><td colspan="3">SOSTEGNO</td></tr> <tr><td>☐</td><td>-</td><td>↻</td></tr> <tr><td></td><td></td><td>x</td></tr> <tr><td colspan="3">DIFFUSORE</td></tr> <tr><td>☐</td><td>-</td><td>↻</td></tr> <tr><td></td><td></td><td>x</td></tr> <tr><td colspan="3">GENERALE</td></tr> <tr><td>☐</td><td>-</td><td>↻</td></tr> <tr><td></td><td></td><td>x</td></tr> </table>	SOSTEGNO			☐	-	↻			x	DIFFUSORE			☐	-	↻			x	GENERALE			☐	-	↻			x
COORD. GPS																																																									
MARCA																																																									
TIPO																																																									
QUADRO																																																									
IP																																																									
CLASSE	1																																																								
CUT OFF																																																									
SEMI CUT OFF	x																																																								
LINEA																																																									
SEZ.																																																									
x PE																																																									
SEDE STRADALE																																																									
BANCHINA																																																									
x MARCIAPIEDE																																																									
ALTRO																																																									
SOSTEGNO																																																									
☐	-	↻																																																							
		x																																																							
DIFFUSORE																																																									
☐	-	↻																																																							
		x																																																							
GENERALE																																																									
☐	-	↻																																																							
		x																																																							
COD.	65	VIA XV Agosto																																																							
		<b>CARATT.MECCANICHE</b>	<b>POSA</b>	<b>DIMENSIONI</b>																																																					
		<table border="1"> <tr><td>PALO</td><td></td><td>CLS</td></tr> <tr><td>CILINDRICO</td><td>x</td><td>FE</td></tr> <tr><td>RASTREMATO</td><td></td><td>PVC</td></tr> <tr><td>x CONICO</td><td></td><td>LEGNO</td></tr> </table>	PALO		CLS	CILINDRICO	x	FE	RASTREMATO		PVC	x CONICO		LEGNO	<table border="1"> <tr><td>x POZZ.</td><td>SCATOLA</td></tr> <tr><td>CLS</td><td>PVC</td></tr> <tr><td>x FE</td><td>FE</td></tr> <tr><td>PVC</td><td>INCASSO</td></tr> <tr><td></td><td>ESTERNA</td></tr> </table>	x POZZ.	SCATOLA	CLS	PVC	x FE	FE	PVC	INCASSO		ESTERNA	<table border="1"> <tr><td>H.</td><td>11 m</td></tr> <tr><td>L.</td><td></td></tr> <tr><td>AcZn</td><td></td></tr> <tr><td>x VERN.</td><td>nero</td></tr> </table>	H.	11 m	L.		AcZn		x VERN.	nero																							
PALO		CLS																																																							
CILINDRICO	x	FE																																																							
RASTREMATO		PVC																																																							
x CONICO		LEGNO																																																							
x POZZ.	SCATOLA																																																								
CLS	PVC																																																								
x FE	FE																																																								
PVC	INCASSO																																																								
	ESTERNA																																																								
H.	11 m																																																								
L.																																																									
AcZn																																																									
x VERN.	nero																																																								
<b>IDENTIFICAZIONE</b>		<b>CARATT.ELETTRICHE</b>	<b>POSIZIONE</b>	<b>CONDIZIONI</b>																																																					
<table border="1"> <tr><td colspan="2">COORD. GPS</td></tr> <tr><td>MARCA</td><td></td></tr> <tr><td>TIPO</td><td></td></tr> <tr><td>QUADRO</td><td></td></tr> </table> <p>Note: 1 lampada</p>		COORD. GPS		MARCA		TIPO		QUADRO		<table border="1"> <tr><td>IP</td><td></td></tr> <tr><td>CLASSE</td><td>1</td></tr> <tr><td>CUT OFF</td><td></td></tr> <tr><td>SEMI CUT OFF</td><td>x</td></tr> <tr><td>LINEA</td><td></td></tr> <tr><td>SEZ.</td><td></td></tr> <tr><td>x PE</td><td></td></tr> </table>	IP		CLASSE	1	CUT OFF		SEMI CUT OFF	x	LINEA		SEZ.		x PE		<table border="1"> <tr><td>SEDE STRADALE</td></tr> <tr><td>x BANCHINA</td></tr> <tr><td>MARCIAPIEDE</td></tr> <tr><td>ALTRO</td></tr> </table> <p>Note:</p>	SEDE STRADALE	x BANCHINA	MARCIAPIEDE	ALTRO	<table border="1"> <tr><td colspan="3">SOSTEGNO</td></tr> <tr><td>☐</td><td>-</td><td>↻</td></tr> <tr><td></td><td></td><td>x</td></tr> <tr><td colspan="3">DIFFUSORE</td></tr> <tr><td>☐</td><td>-</td><td>↻</td></tr> <tr><td></td><td></td><td>x</td></tr> <tr><td colspan="3">GENERALE</td></tr> <tr><td>☐</td><td>-</td><td>↻</td></tr> <tr><td></td><td></td><td>x</td></tr> </table>	SOSTEGNO			☐	-	↻			x	DIFFUSORE			☐	-	↻			x	GENERALE			☐	-	↻			x
COORD. GPS																																																									
MARCA																																																									
TIPO																																																									
QUADRO																																																									
IP																																																									
CLASSE	1																																																								
CUT OFF																																																									
SEMI CUT OFF	x																																																								
LINEA																																																									
SEZ.																																																									
x PE																																																									
SEDE STRADALE																																																									
x BANCHINA																																																									
MARCIAPIEDE																																																									
ALTRO																																																									
SOSTEGNO																																																									
☐	-	↻																																																							
		x																																																							
DIFFUSORE																																																									
☐	-	↻																																																							
		x																																																							
GENERALE																																																									
☐	-	↻																																																							
		x																																																							


<b>00</b>	PIANO REGOLATORE DELL'ILLUMINAZIONE COMUNALE – PRIC – DEL COMUNE DI SCURELLE (TN)	<i>censimento</i>	
<b>SEZ</b>		Pag. 25 di 143	25_09_rel.doc

COD.	66	VIA XV Agosto		
	<b>CARATT.MECCANICHE</b>		<b>POSA</b>	
	<input type="checkbox"/> PALO	<input type="checkbox"/> CLS	<input type="checkbox"/> POZZ.	<input type="checkbox"/> SCATOLA
	<input type="checkbox"/> CILINDRICO	<input checked="" type="checkbox"/> FE	<input type="checkbox"/> CLS	<input type="checkbox"/> PVC
	<input type="checkbox"/> RASTREMATO	<input type="checkbox"/> PVC	<input type="checkbox"/> FE	<input type="checkbox"/> FE
	<input checked="" type="checkbox"/> CONICO	<input type="checkbox"/> LEGNO	<input type="checkbox"/> PVC	<input type="checkbox"/> INCASSO
				<input type="checkbox"/> ESTERNA
<b>IDENTIFICAZIONE</b>		<b>CARATT.ELETTRICHE</b>		
COORD. GPS		<input type="checkbox"/> IP		
		<input type="checkbox"/> CLASSE		<input type="checkbox"/> 1
MARCA		<input type="checkbox"/> CUT OFF		
TIPO		<input type="checkbox"/> SEMI CUT OFF		<input checked="" type="checkbox"/>
QUADRO		<input type="checkbox"/> LINEA		
Note:		<input type="checkbox"/> SEZ.		
1 lampada		<input checked="" type="checkbox"/> PE		
		<b>POSIZIONE</b>		<b>CONDIZIONI</b>
		<input type="checkbox"/> SEDE STRADALE		<input type="checkbox"/> SOSTEGNO
		<input checked="" type="checkbox"/> BANCHINA		<input type="checkbox"/> - <input type="checkbox"/>
		<input type="checkbox"/> MARCIAPIEDE		<input type="checkbox"/> x
		<input type="checkbox"/> ALTRO		<input type="checkbox"/> DIFFUSORE
		Note:		<input type="checkbox"/> - <input type="checkbox"/>
				<input type="checkbox"/> x
				<input type="checkbox"/> GENERALE
				<input type="checkbox"/> - <input type="checkbox"/>
				<input type="checkbox"/> x
COD.	67	VIA XV Agosto		
	<b>CARATT.MECCANICHE</b>		<b>POSA</b>	
	<input type="checkbox"/> PALO	<input type="checkbox"/> CLS	<input checked="" type="checkbox"/> POZZ.	<input type="checkbox"/> SCATOLA
	<input type="checkbox"/> CILINDRICO	<input checked="" type="checkbox"/> FE	<input type="checkbox"/> CLS	<input type="checkbox"/> PVC
	<input type="checkbox"/> RASTREMATO	<input type="checkbox"/> PVC	<input checked="" type="checkbox"/> FE	<input type="checkbox"/> FE
	<input checked="" type="checkbox"/> CONICO	<input type="checkbox"/> LEGNO	<input type="checkbox"/> PVC	<input type="checkbox"/> INCASSO
				<input type="checkbox"/> ESTERNA
<b>IDENTIFICAZIONE</b>		<b>CARATT.ELETTRICHE</b>		<b>CONDIZIONI</b>
COORD. GPS		<input type="checkbox"/> IP		<input type="checkbox"/> SOSTEGNO
		<input type="checkbox"/> CLASSE		<input type="checkbox"/> - <input type="checkbox"/>
MARCA		<input type="checkbox"/> CUT OFF		<input type="checkbox"/> x
TIPO		<input type="checkbox"/> SEMI CUT OFF		<input type="checkbox"/> DIFFUSORE
QUADRO		<input checked="" type="checkbox"/> LINEA		<input type="checkbox"/> - <input type="checkbox"/>
Note:		<input type="checkbox"/> SEZ.		<input type="checkbox"/> x
1 lampada		<input checked="" type="checkbox"/> PE		<input type="checkbox"/> GENERALE
				<input type="checkbox"/> - <input type="checkbox"/>
				<input type="checkbox"/> x
COD.	68	VIA XV Agosto		
	<b>CARATT.MECCANICHE</b>		<b>POSA</b>	
	<input type="checkbox"/> PALO	<input type="checkbox"/> CLS	<input checked="" type="checkbox"/> POZZ.	<input type="checkbox"/> SCATOLA
	<input type="checkbox"/> CILINDRICO	<input checked="" type="checkbox"/> FE	<input type="checkbox"/> CLS	<input type="checkbox"/> PVC
	<input type="checkbox"/> RASTREMATO	<input type="checkbox"/> PVC	<input checked="" type="checkbox"/> FE	<input type="checkbox"/> FE
	<input checked="" type="checkbox"/> CONICO	<input type="checkbox"/> LEGNO	<input type="checkbox"/> PVC	<input type="checkbox"/> INCASSO
				<input type="checkbox"/> ESTERNA
<b>IDENTIFICAZIONE</b>		<b>CARATT.ELETTRICHE</b>		<b>CONDIZIONI</b>
COORD. GPS		<input type="checkbox"/> IP		<input type="checkbox"/> SOSTEGNO
		<input type="checkbox"/> CLASSE		<input type="checkbox"/> - <input type="checkbox"/>
MARCA		<input type="checkbox"/> CUT OFF		<input type="checkbox"/> x
TIPO		<input type="checkbox"/> SEMI CUT OFF		<input type="checkbox"/> DIFFUSORE
QUADRO		<input checked="" type="checkbox"/> LINEA		<input type="checkbox"/> - <input type="checkbox"/>
Note:		<input type="checkbox"/> SEZ.		<input type="checkbox"/> x
2x		<input checked="" type="checkbox"/> PE		<input type="checkbox"/> GENERALE
				<input type="checkbox"/> - <input type="checkbox"/>
				<input type="checkbox"/> x

<b>00</b>	PIANO REGOLATORE DELL'ILLUMINAZIONE COMUNALE – PRIC – DEL COMUNE DI SCURELLE (TN)	<i>censimento</i>	
<b>SEZ</b>		Pag. 26 di 143	25_09_rel.doc

COD.	69	VIA XV Agosto		
	<b>CARATT.MECCANICHE</b>		<b>POSA</b>	
	<input type="checkbox"/> PALO	<input type="checkbox"/> CLS	<input checked="" type="checkbox"/> POZZ.	<input type="checkbox"/> SCATOLA
	<input type="checkbox"/> CILINDRICO	<input checked="" type="checkbox"/> FE	<input type="checkbox"/> CLS	<input type="checkbox"/> PVC
	<input type="checkbox"/> RASTREMATO	<input type="checkbox"/> PVC	<input checked="" type="checkbox"/> FE	<input type="checkbox"/> FE
	<input checked="" type="checkbox"/> CONICO	<input type="checkbox"/> LEGNO	<input type="checkbox"/> PVC	<input type="checkbox"/> INCASSO
				<input type="checkbox"/> ESTERNA
<b>IDENTIFICAZIONE</b>		<b>CARATT.ELETTRICHE</b>		
COORD. GPS		<input type="checkbox"/> IP		
		<input type="checkbox"/> CLASSE		<input type="checkbox"/> 1
MARCA		<input type="checkbox"/> CUT OFF		
TIPO		<input type="checkbox"/> SEMI CUT OFF		<input checked="" type="checkbox"/>
QUADRO		<input type="checkbox"/> LINEA		
Note: 2x		<input type="checkbox"/> SEZ.		
		<input checked="" type="checkbox"/> PE		
		<b>POSIZIONE</b>		
		<input type="checkbox"/> SEDE STRADALE		
		<input checked="" type="checkbox"/> BANCHINA		
		<input type="checkbox"/> MARCIAPIEDE		
		<input type="checkbox"/> ALTRO		
		Note:		
				<b>CONDIZIONI</b>
		<b>SOSTEGNO</b>		
		<input type="checkbox"/>	<input type="checkbox"/>	<input type="checkbox"/>
		<input type="checkbox"/>	<input checked="" type="checkbox"/>	<input type="checkbox"/>
		<b>DIFFUSORE</b>		
		<input type="checkbox"/>	<input type="checkbox"/>	<input type="checkbox"/>
		<input type="checkbox"/>	<input checked="" type="checkbox"/>	<input type="checkbox"/>
		<b>GENERALE</b>		
		<input type="checkbox"/>	<input type="checkbox"/>	<input type="checkbox"/>
		<input type="checkbox"/>	<input checked="" type="checkbox"/>	<input type="checkbox"/>
				<input type="checkbox"/>




COD.	70	VIA XV Agosto		
	<b>CARATT.MECCANICHE</b>		<b>POSA</b>	
	<input type="checkbox"/> PALO	<input type="checkbox"/> CLS	<input checked="" type="checkbox"/> POZZ.	<input type="checkbox"/> SCATOLA
	<input type="checkbox"/> CILINDRICO	<input checked="" type="checkbox"/> FE	<input type="checkbox"/> CLS	<input type="checkbox"/> PVC
	<input type="checkbox"/> RASTREMATO	<input type="checkbox"/> PVC	<input checked="" type="checkbox"/> FE	<input type="checkbox"/> FE
	<input checked="" type="checkbox"/> CONICO	<input type="checkbox"/> LEGNO	<input type="checkbox"/> PVC	<input type="checkbox"/> INCASSO
				<input type="checkbox"/> ESTERNA
<b>IDENTIFICAZIONE</b>		<b>CARATT.ELETTRICHE</b>		
COORD. GPS		<input type="checkbox"/> IP		
		<input type="checkbox"/> CLASSE		<input type="checkbox"/> 1
MARCA		<input type="checkbox"/> CUT OFF		
TIPO		<input type="checkbox"/> SEMI CUT OFF		<input checked="" type="checkbox"/>
QUADRO		<input type="checkbox"/> LINEA		
Note: 2x		<input type="checkbox"/> SEZ.		
		<input checked="" type="checkbox"/> PE		
		<b>POSIZIONE</b>		
		<input type="checkbox"/> SEDE STRADALE		
		<input checked="" type="checkbox"/> BANCHINA		
		<input type="checkbox"/> MARCIAPIEDE		
		<input type="checkbox"/> ALTRO		
		Note:		
				<b>CONDIZIONI</b>
		<b>SOSTEGNO</b>		
		<input type="checkbox"/>	<input type="checkbox"/>	<input type="checkbox"/>
		<input type="checkbox"/>	<input checked="" type="checkbox"/>	<input type="checkbox"/>
		<b>DIFFUSORE</b>		
		<input type="checkbox"/>	<input type="checkbox"/>	<input type="checkbox"/>
		<input type="checkbox"/>	<input checked="" type="checkbox"/>	<input type="checkbox"/>
		<b>GENERALE</b>		
		<input type="checkbox"/>	<input type="checkbox"/>	<input type="checkbox"/>
		<input type="checkbox"/>	<input checked="" type="checkbox"/>	<input type="checkbox"/>
				<input type="checkbox"/>




COD.	71	VIA XV Agosto		
	<b>CARATT.MECCANICHE</b>		<b>POSA</b>	
	<input type="checkbox"/> PALO	<input type="checkbox"/> CLS	<input checked="" type="checkbox"/> POZZ.	<input type="checkbox"/> SCATOLA
	<input type="checkbox"/> CILINDRICO	<input checked="" type="checkbox"/> FE	<input type="checkbox"/> CLS	<input type="checkbox"/> PVC
	<input type="checkbox"/> RASTREMATO	<input type="checkbox"/> PVC	<input checked="" type="checkbox"/> FE	<input type="checkbox"/> FE
	<input checked="" type="checkbox"/> CONICO	<input type="checkbox"/> LEGNO	<input type="checkbox"/> PVC	<input type="checkbox"/> INCASSO
				<input type="checkbox"/> ESTERNA
<b>IDENTIFICAZIONE</b>		<b>CARATT.ELETTRICHE</b>		
COORD. GPS		<input type="checkbox"/> IP		
		<input type="checkbox"/> CLASSE		<input type="checkbox"/> 1
MARCA		<input type="checkbox"/> CUT OFF		
TIPO		<input type="checkbox"/> SEMI CUT OFF		<input checked="" type="checkbox"/>
QUADRO		<input type="checkbox"/> LINEA		
Note: 2x		<input type="checkbox"/> SEZ.		
		<input checked="" type="checkbox"/> PE		
		<b>POSIZIONE</b>		
		<input type="checkbox"/> SEDE STRADALE		
		<input checked="" type="checkbox"/> BANCHINA		
		<input type="checkbox"/> MARCIAPIEDE		
		<input type="checkbox"/> ALTRO		
		Note:		
				<b>CONDIZIONI</b>
		<b>SOSTEGNO</b>		
		<input type="checkbox"/>	<input type="checkbox"/>	<input type="checkbox"/>
		<input type="checkbox"/>	<input checked="" type="checkbox"/>	<input type="checkbox"/>
		<b>DIFFUSORE</b>		
		<input type="checkbox"/>	<input type="checkbox"/>	<input type="checkbox"/>
		<input type="checkbox"/>	<input checked="" type="checkbox"/>	<input type="checkbox"/>
		<b>GENERALE</b>		
		<input type="checkbox"/>	<input type="checkbox"/>	<input type="checkbox"/>
		<input type="checkbox"/>	<input checked="" type="checkbox"/>	<input type="checkbox"/>
				<input type="checkbox"/>





<b>00</b>	PIANO REGOLATORE DELL'ILLUMINAZIONE COMUNALE – PRIC – DEL COMUNE DI SCURELLE (TN)	<i>censimento</i>	
		Pag. 27 di 143	25_09_rel.doc

COD.	72	VIA XV Agosto																																													
	<b>CARATT.MECCANICHE</b>	<b>POSA</b>	<b>DIMENSIONI</b>																																												
	<table border="1"> <tr><td>PALO</td><td></td><td>CLS</td></tr> <tr><td>CILINDRICO</td><td>x</td><td>FE</td></tr> <tr><td>RASTREMATO</td><td></td><td>PVC</td></tr> <tr><td>x CONICO</td><td></td><td>LEGNO</td></tr> </table>	PALO		CLS	CILINDRICO	x	FE	RASTREMATO		PVC	x CONICO		LEGNO	<table border="1"> <tr><td>x POZZ.</td><td>SCATOLA</td></tr> <tr><td>CLS</td><td>PVC</td></tr> <tr><td>x FE</td><td>FE</td></tr> <tr><td>PVC</td><td>INCASSO</td></tr> <tr><td></td><td>ESTERNA</td></tr> </table>	x POZZ.	SCATOLA	CLS	PVC	x FE	FE	PVC	INCASSO		ESTERNA	<table border="1"> <tr><td>H.</td><td>11 m</td></tr> <tr><td>L.</td><td></td></tr> <tr><td>AcZn</td><td></td></tr> <tr><td>x VERN.</td><td>nero</td></tr> </table>	H.	11 m	L.		AcZn		x VERN.	nero														
PALO		CLS																																													
CILINDRICO	x	FE																																													
RASTREMATO		PVC																																													
x CONICO		LEGNO																																													
x POZZ.	SCATOLA																																														
CLS	PVC																																														
x FE	FE																																														
PVC	INCASSO																																														
	ESTERNA																																														
H.	11 m																																														
L.																																															
AcZn																																															
x VERN.	nero																																														
<b>IDENTIFICAZIONE</b>	<b>CARATT.ELETTRICHE</b>	<b>POSIZIONE</b>	<b>CONDIZIONI</b>																																												
<table border="1"> <tr><td colspan="2">COORD. GPS</td></tr> <tr><td>MARCA</td><td></td></tr> <tr><td>TIPO</td><td></td></tr> <tr><td>QUADRO</td><td></td></tr> </table> <p>Note: 2x</p>	COORD. GPS		MARCA		TIPO		QUADRO		<table border="1"> <tr><td>IP</td><td></td></tr> <tr><td>CLASSE</td><td>1</td></tr> <tr><td>CUT OFF</td><td></td></tr> <tr><td>SEMI CUT OFF</td><td>x</td></tr> <tr><td>LINEA</td><td></td></tr> <tr><td>SEZ.</td><td></td></tr> <tr><td>x PE</td><td></td></tr> </table>	IP		CLASSE	1	CUT OFF		SEMI CUT OFF	x	LINEA		SEZ.		x PE		<table border="1"> <tr><td>SEDE STRADALE</td></tr> <tr><td>BANCHINA</td></tr> <tr><td>x MARCIAPIEDE</td></tr> <tr><td>ALTRO</td></tr> </table> <p>Note:</p>	SEDE STRADALE	BANCHINA	x MARCIAPIEDE	ALTRO	<table border="1"> <tr><td colspan="2">SOSTEGNO</td></tr> <tr><td>☐</td><td>- ☐</td></tr> <tr><td></td><td>x</td></tr> <tr><td colspan="2">DIFFUSORE</td></tr> <tr><td>☐</td><td>- ☐</td></tr> <tr><td></td><td>x</td></tr> <tr><td colspan="2">GENERALE</td></tr> <tr><td>☐</td><td>- ☐</td></tr> <tr><td></td><td>x</td></tr> </table>	SOSTEGNO		☐	- ☐		x	DIFFUSORE		☐	- ☐		x	GENERALE		☐	- ☐		x
COORD. GPS																																															
MARCA																																															
TIPO																																															
QUADRO																																															
IP																																															
CLASSE	1																																														
CUT OFF																																															
SEMI CUT OFF	x																																														
LINEA																																															
SEZ.																																															
x PE																																															
SEDE STRADALE																																															
BANCHINA																																															
x MARCIAPIEDE																																															
ALTRO																																															
SOSTEGNO																																															
☐	- ☐																																														
	x																																														
DIFFUSORE																																															
☐	- ☐																																														
	x																																														
GENERALE																																															
☐	- ☐																																														
	x																																														
COD.	73	VIA XV Agosto																																													
	<b>CARATT.MECCANICHE</b>	<b>POSA</b>	<b>DIMENSIONI</b>																																												
	<table border="1"> <tr><td>PALO</td><td></td><td>CLS</td></tr> <tr><td>CILINDRICO</td><td>x</td><td>FE</td></tr> <tr><td>RASTREMATO</td><td></td><td>PVC</td></tr> <tr><td>x CONICO</td><td></td><td>LEGNO</td></tr> </table>	PALO		CLS	CILINDRICO	x	FE	RASTREMATO		PVC	x CONICO		LEGNO	<table border="1"> <tr><td>x POZZ.</td><td>SCATOLA</td></tr> <tr><td>CLS</td><td>PVC</td></tr> <tr><td>x FE</td><td>FE</td></tr> <tr><td>PVC</td><td>INCASSO</td></tr> <tr><td></td><td>ESTERNA</td></tr> </table>	x POZZ.	SCATOLA	CLS	PVC	x FE	FE	PVC	INCASSO		ESTERNA	<table border="1"> <tr><td>H.</td><td>11 m</td></tr> <tr><td>L.</td><td></td></tr> <tr><td>AcZn</td><td></td></tr> <tr><td>x VERN.</td><td>nero</td></tr> </table>	H.	11 m	L.		AcZn		x VERN.	nero														
PALO		CLS																																													
CILINDRICO	x	FE																																													
RASTREMATO		PVC																																													
x CONICO		LEGNO																																													
x POZZ.	SCATOLA																																														
CLS	PVC																																														
x FE	FE																																														
PVC	INCASSO																																														
	ESTERNA																																														
H.	11 m																																														
L.																																															
AcZn																																															
x VERN.	nero																																														
<b>IDENTIFICAZIONE</b>	<b>CARATT.ELETTRICHE</b>	<b>POSIZIONE</b>	<b>CONDIZIONI</b>																																												
<table border="1"> <tr><td colspan="2">COORD. GPS</td></tr> <tr><td>MARCA</td><td></td></tr> <tr><td>TIPO</td><td></td></tr> <tr><td>QUADRO</td><td></td></tr> </table> <p>Note: 2x</p>	COORD. GPS		MARCA		TIPO		QUADRO		<table border="1"> <tr><td>IP</td><td></td></tr> <tr><td>CLASSE</td><td>1</td></tr> <tr><td>CUT OFF</td><td></td></tr> <tr><td>SEMI CUT OFF</td><td>x</td></tr> <tr><td>LINEA</td><td></td></tr> <tr><td>SEZ.</td><td></td></tr> <tr><td>x PE</td><td></td></tr> </table>	IP		CLASSE	1	CUT OFF		SEMI CUT OFF	x	LINEA		SEZ.		x PE		<table border="1"> <tr><td>SEDE STRADALE</td></tr> <tr><td>BANCHINA</td></tr> <tr><td>x MARCIAPIEDE</td></tr> <tr><td>ALTRO</td></tr> </table> <p>Note:</p>	SEDE STRADALE	BANCHINA	x MARCIAPIEDE	ALTRO	<table border="1"> <tr><td colspan="2">SOSTEGNO</td></tr> <tr><td>☐</td><td>- ☐</td></tr> <tr><td></td><td>x</td></tr> <tr><td colspan="2">DIFFUSORE</td></tr> <tr><td>☐</td><td>- ☐</td></tr> <tr><td></td><td>x</td></tr> <tr><td colspan="2">GENERALE</td></tr> <tr><td>☐</td><td>- ☐</td></tr> <tr><td></td><td>x</td></tr> </table>	SOSTEGNO		☐	- ☐		x	DIFFUSORE		☐	- ☐		x	GENERALE		☐	- ☐		x
COORD. GPS																																															
MARCA																																															
TIPO																																															
QUADRO																																															
IP																																															
CLASSE	1																																														
CUT OFF																																															
SEMI CUT OFF	x																																														
LINEA																																															
SEZ.																																															
x PE																																															
SEDE STRADALE																																															
BANCHINA																																															
x MARCIAPIEDE																																															
ALTRO																																															
SOSTEGNO																																															
☐	- ☐																																														
	x																																														
DIFFUSORE																																															
☐	- ☐																																														
	x																																														
GENERALE																																															
☐	- ☐																																														
	x																																														
COD.	74	VIA XV Agosto																																													
	<b>CARATT.MECCANICHE</b>	<b>POSA</b>	<b>DIMENSIONI</b>																																												
	<table border="1"> <tr><td>PALO</td><td></td><td>CLS</td></tr> <tr><td>CILINDRICO</td><td>x</td><td>FE</td></tr> <tr><td>RASTREMATO</td><td></td><td>PVC</td></tr> <tr><td>x CONICO</td><td></td><td>LEGNO</td></tr> </table>	PALO		CLS	CILINDRICO	x	FE	RASTREMATO		PVC	x CONICO		LEGNO	<table border="1"> <tr><td>x POZZ.</td><td>SCATOLA</td></tr> <tr><td>CLS</td><td>PVC</td></tr> <tr><td>x FE</td><td>FE</td></tr> <tr><td>PVC</td><td>INCASSO</td></tr> <tr><td></td><td>ESTERNA</td></tr> </table>	x POZZ.	SCATOLA	CLS	PVC	x FE	FE	PVC	INCASSO		ESTERNA	<table border="1"> <tr><td>H.</td><td>11 m</td></tr> <tr><td>L.</td><td></td></tr> <tr><td>AcZn</td><td></td></tr> <tr><td>x VERN.</td><td>nero</td></tr> </table>	H.	11 m	L.		AcZn		x VERN.	nero														
PALO		CLS																																													
CILINDRICO	x	FE																																													
RASTREMATO		PVC																																													
x CONICO		LEGNO																																													
x POZZ.	SCATOLA																																														
CLS	PVC																																														
x FE	FE																																														
PVC	INCASSO																																														
	ESTERNA																																														
H.	11 m																																														
L.																																															
AcZn																																															
x VERN.	nero																																														
<b>IDENTIFICAZIONE</b>	<b>CARATT.ELETTRICHE</b>	<b>POSIZIONE</b>	<b>CONDIZIONI</b>																																												
<table border="1"> <tr><td colspan="2">COORD. GPS</td></tr> <tr><td>MARCA</td><td></td></tr> <tr><td>TIPO</td><td></td></tr> <tr><td>QUADRO</td><td></td></tr> </table> <p>Note: 2x</p>	COORD. GPS		MARCA		TIPO		QUADRO		<table border="1"> <tr><td>IP</td><td></td></tr> <tr><td>CLASSE</td><td>1</td></tr> <tr><td>CUT OFF</td><td></td></tr> <tr><td>SEMI CUT OFF</td><td>x</td></tr> <tr><td>LINEA</td><td></td></tr> <tr><td>SEZ.</td><td></td></tr> <tr><td>x PE</td><td></td></tr> </table>	IP		CLASSE	1	CUT OFF		SEMI CUT OFF	x	LINEA		SEZ.		x PE		<table border="1"> <tr><td>SEDE STRADALE</td></tr> <tr><td>BANCHINA</td></tr> <tr><td>x MARCIAPIEDE</td></tr> <tr><td>ALTRO</td></tr> </table> <p>Note:</p>	SEDE STRADALE	BANCHINA	x MARCIAPIEDE	ALTRO	<table border="1"> <tr><td colspan="2">SOSTEGNO</td></tr> <tr><td>☐</td><td>- ☐</td></tr> <tr><td></td><td>x</td></tr> <tr><td colspan="2">DIFFUSORE</td></tr> <tr><td>☐</td><td>- ☐</td></tr> <tr><td></td><td>x</td></tr> <tr><td colspan="2">GENERALE</td></tr> <tr><td>☐</td><td>- ☐</td></tr> <tr><td></td><td>x</td></tr> </table>	SOSTEGNO		☐	- ☐		x	DIFFUSORE		☐	- ☐		x	GENERALE		☐	- ☐		x
COORD. GPS																																															
MARCA																																															
TIPO																																															
QUADRO																																															
IP																																															
CLASSE	1																																														
CUT OFF																																															
SEMI CUT OFF	x																																														
LINEA																																															
SEZ.																																															
x PE																																															
SEDE STRADALE																																															
BANCHINA																																															
x MARCIAPIEDE																																															
ALTRO																																															
SOSTEGNO																																															
☐	- ☐																																														
	x																																														
DIFFUSORE																																															
☐	- ☐																																														
	x																																														
GENERALE																																															
☐	- ☐																																														
	x																																														




<b>00</b>	PIANO REGOLATORE DELL'ILLUMINAZIONE COMUNALE – PRIC – DEL COMUNE DI SCURELLE (TN)		<i>censimento</i>	
	<b>SEZ</b>		Pag. 28 di 143	25_09_rel.doc

COD.	75	VIA XV Agosto																														
	<b>CARATT.MECCANICHE</b>		<b>POSA</b>		<b>DIMENSIONI</b>																											
	<input type="checkbox"/> PALO	<input type="checkbox"/> CLS	<input checked="" type="checkbox"/> POZZ.	<input type="checkbox"/> SCATOLA	<input type="checkbox"/> H. 11 m																											
	<input type="checkbox"/> CILINDRICO	<input checked="" type="checkbox"/> FE	<input type="checkbox"/> CLS	<input type="checkbox"/> PVC	<input type="checkbox"/> L.																											
	<input type="checkbox"/> RASTREMATO	<input type="checkbox"/> PVC	<input checked="" type="checkbox"/> FE	<input type="checkbox"/> FE	<input type="checkbox"/> AcZn																											
	<input checked="" type="checkbox"/> CONICO	<input type="checkbox"/> LEGNO	<input type="checkbox"/> PVC	<input type="checkbox"/> INCASSO	<input checked="" type="checkbox"/> VERN. nero																											
				<input type="checkbox"/> ESTERNA																												
<b>IDENTIFICAZIONE</b>		<b>CARATT.ELETTRICHE</b>		<b>POSIZIONE</b>																												
COORD. GPS		<input type="checkbox"/> IP		<input type="checkbox"/> SEDE STRADALE																												
		<input type="checkbox"/> CLASSE 1		<input type="checkbox"/> BANCHINA																												
MARCA		<input type="checkbox"/> CUT OFF		<input checked="" type="checkbox"/> MARCIAPIEDE																												
TIPO		<input type="checkbox"/> SEMI CUT OFF		<input type="checkbox"/> ALTRO																												
QUADRO		<input checked="" type="checkbox"/> LINEA		Note:																												
Note: 2x		<input type="checkbox"/> SEZ.																														
		<input checked="" type="checkbox"/> PE																														
				<table border="1"> <tr><td colspan="3"><b>SOSTEGNO</b></td></tr> <tr><td><input type="checkbox"/></td><td>-</td><td><input type="checkbox"/></td></tr> <tr><td></td><td></td><td><input checked="" type="checkbox"/></td></tr> <tr><td colspan="3"><b>DIFFUSORE</b></td></tr> <tr><td><input type="checkbox"/></td><td>-</td><td><input type="checkbox"/></td></tr> <tr><td></td><td></td><td><input checked="" type="checkbox"/></td></tr> <tr><td colspan="3"><b>GENERALE</b></td></tr> <tr><td><input type="checkbox"/></td><td>-</td><td><input type="checkbox"/></td></tr> <tr><td></td><td></td><td><input checked="" type="checkbox"/></td></tr> </table>		<b>SOSTEGNO</b>			<input type="checkbox"/>	-	<input type="checkbox"/>			<input checked="" type="checkbox"/>	<b>DIFFUSORE</b>			<input type="checkbox"/>	-	<input type="checkbox"/>			<input checked="" type="checkbox"/>	<b>GENERALE</b>			<input type="checkbox"/>	-	<input type="checkbox"/>			<input checked="" type="checkbox"/>
<b>SOSTEGNO</b>																																
<input type="checkbox"/>	-	<input type="checkbox"/>																														
		<input checked="" type="checkbox"/>																														
<b>DIFFUSORE</b>																																
<input type="checkbox"/>	-	<input type="checkbox"/>																														
		<input checked="" type="checkbox"/>																														
<b>GENERALE</b>																																
<input type="checkbox"/>	-	<input type="checkbox"/>																														
		<input checked="" type="checkbox"/>																														
COD.	76	VIA XV Agosto																														
	<b>CARATT.MECCANICHE</b>		<b>POSA</b>		<b>DIMENSIONI</b>																											
	<input type="checkbox"/> PALO	<input type="checkbox"/> CLS	<input checked="" type="checkbox"/> POZZ.	<input type="checkbox"/> SCATOLA	<input type="checkbox"/> H. 11 m																											
	<input type="checkbox"/> CILINDRICO	<input checked="" type="checkbox"/> FE	<input type="checkbox"/> CLS	<input type="checkbox"/> PVC	<input type="checkbox"/> L.																											
	<input type="checkbox"/> RASTREMATO	<input type="checkbox"/> PVC	<input checked="" type="checkbox"/> FE	<input type="checkbox"/> FE	<input type="checkbox"/> AcZn																											
	<input checked="" type="checkbox"/> CONICO	<input type="checkbox"/> LEGNO	<input type="checkbox"/> PVC	<input type="checkbox"/> INCASSO	<input checked="" type="checkbox"/> VERN. nero																											
				<input type="checkbox"/> ESTERNA																												
<b>IDENTIFICAZIONE</b>		<b>CARATT.ELETTRICHE</b>		<b>POSIZIONE</b>																												
COORD. GPS		<input type="checkbox"/> IP		<input type="checkbox"/> SEDE STRADALE																												
		<input type="checkbox"/> CLASSE 1		<input type="checkbox"/> BANCHINA																												
MARCA		<input type="checkbox"/> CUT OFF		<input checked="" type="checkbox"/> MARCIAPIEDE																												
TIPO		<input type="checkbox"/> SEMI CUT OFF		<input type="checkbox"/> ALTRO																												
QUADRO		<input checked="" type="checkbox"/> LINEA		Note: presa stagna per luminarie																												
Note: 2x		<input type="checkbox"/> SEZ.																														
		<input checked="" type="checkbox"/> PE																														
				<table border="1"> <tr><td colspan="3"><b>SOSTEGNO</b></td></tr> <tr><td><input type="checkbox"/></td><td>-</td><td><input type="checkbox"/></td></tr> <tr><td></td><td></td><td><input checked="" type="checkbox"/></td></tr> <tr><td colspan="3"><b>DIFFUSORE</b></td></tr> <tr><td><input type="checkbox"/></td><td>-</td><td><input type="checkbox"/></td></tr> <tr><td></td><td></td><td><input checked="" type="checkbox"/></td></tr> <tr><td colspan="3"><b>GENERALE</b></td></tr> <tr><td><input type="checkbox"/></td><td>-</td><td><input type="checkbox"/></td></tr> <tr><td></td><td></td><td><input checked="" type="checkbox"/></td></tr> </table>		<b>SOSTEGNO</b>			<input type="checkbox"/>	-	<input type="checkbox"/>			<input checked="" type="checkbox"/>	<b>DIFFUSORE</b>			<input type="checkbox"/>	-	<input type="checkbox"/>			<input checked="" type="checkbox"/>	<b>GENERALE</b>			<input type="checkbox"/>	-	<input type="checkbox"/>			<input checked="" type="checkbox"/>
<b>SOSTEGNO</b>																																
<input type="checkbox"/>	-	<input type="checkbox"/>																														
		<input checked="" type="checkbox"/>																														
<b>DIFFUSORE</b>																																
<input type="checkbox"/>	-	<input type="checkbox"/>																														
		<input checked="" type="checkbox"/>																														
<b>GENERALE</b>																																
<input type="checkbox"/>	-	<input type="checkbox"/>																														
		<input checked="" type="checkbox"/>																														
COD.	77	VIA XV Agosto																														
	<b>CARATT.MECCANICHE</b>		<b>POSA</b>		<b>DIMENSIONI</b>																											
	<input type="checkbox"/> PALO	<input type="checkbox"/> CLS	<input checked="" type="checkbox"/> POZZ.	<input type="checkbox"/> SCATOLA	<input type="checkbox"/> H. 11 m																											
	<input type="checkbox"/> CILINDRICO	<input checked="" type="checkbox"/> FE	<input type="checkbox"/> CLS	<input type="checkbox"/> PVC	<input type="checkbox"/> L.																											
	<input type="checkbox"/> RASTREMATO	<input type="checkbox"/> PVC	<input checked="" type="checkbox"/> FE	<input type="checkbox"/> FE	<input type="checkbox"/> AcZn																											
	<input checked="" type="checkbox"/> CONICO	<input type="checkbox"/> LEGNO	<input type="checkbox"/> PVC	<input type="checkbox"/> INCASSO	<input checked="" type="checkbox"/> VERN. nero																											
				<input type="checkbox"/> ESTERNA																												
<b>IDENTIFICAZIONE</b>		<b>CARATT.ELETTRICHE</b>		<b>POSIZIONE</b>																												
COORD. GPS		<input type="checkbox"/> IP		<input type="checkbox"/> SEDE STRADALE																												
		<input type="checkbox"/> CLASSE 1		<input type="checkbox"/> BANCHINA																												
MARCA		<input type="checkbox"/> CUT OFF		<input checked="" type="checkbox"/> MARCIAPIEDE																												
TIPO		<input type="checkbox"/> SEMI CUT OFF		<input type="checkbox"/> ALTRO																												
QUADRO		<input checked="" type="checkbox"/> LINEA		Note:																												
Note: 2x		<input type="checkbox"/> SEZ.																														
		<input checked="" type="checkbox"/> PE																														
				<table border="1"> <tr><td colspan="3"><b>SOSTEGNO</b></td></tr> <tr><td><input type="checkbox"/></td><td>-</td><td><input type="checkbox"/></td></tr> <tr><td></td><td></td><td><input checked="" type="checkbox"/></td></tr> <tr><td colspan="3"><b>DIFFUSORE</b></td></tr> <tr><td><input type="checkbox"/></td><td>-</td><td><input type="checkbox"/></td></tr> <tr><td></td><td></td><td><input checked="" type="checkbox"/></td></tr> <tr><td colspan="3"><b>GENERALE</b></td></tr> <tr><td><input type="checkbox"/></td><td>-</td><td><input type="checkbox"/></td></tr> <tr><td></td><td></td><td><input checked="" type="checkbox"/></td></tr> </table>		<b>SOSTEGNO</b>			<input type="checkbox"/>	-	<input type="checkbox"/>			<input checked="" type="checkbox"/>	<b>DIFFUSORE</b>			<input type="checkbox"/>	-	<input type="checkbox"/>			<input checked="" type="checkbox"/>	<b>GENERALE</b>			<input type="checkbox"/>	-	<input type="checkbox"/>			<input checked="" type="checkbox"/>
<b>SOSTEGNO</b>																																
<input type="checkbox"/>	-	<input type="checkbox"/>																														
		<input checked="" type="checkbox"/>																														
<b>DIFFUSORE</b>																																
<input type="checkbox"/>	-	<input type="checkbox"/>																														
		<input checked="" type="checkbox"/>																														
<b>GENERALE</b>																																
<input type="checkbox"/>	-	<input type="checkbox"/>																														
		<input checked="" type="checkbox"/>																														



<b>00</b>	PIANO REGOLATORE DELL'ILLUMINAZIONE COMUNALE – PRIC – DEL COMUNE DI SCURELLE (TN)	<i>censimento</i>	
<b>SEZ</b>		Pag. 29 di 143	25_09_rel.doc

COD.	78	VIA XV Agosto		
	<b>CARATT.MECCANICHE</b>		<b>POSA</b>	
	<input type="checkbox"/> PALO	<input type="checkbox"/> CLS	<input checked="" type="checkbox"/> POZZ.	<input type="checkbox"/> SCATOLA
	<input type="checkbox"/> CILINDRICO	<input checked="" type="checkbox"/> FE	<input type="checkbox"/> CLS	<input type="checkbox"/> PVC
	<input type="checkbox"/> RASTREMATO	<input type="checkbox"/> PVC	<input checked="" type="checkbox"/> FE	<input type="checkbox"/> FE
	<input checked="" type="checkbox"/> CONICO	<input type="checkbox"/> LEGNO	<input type="checkbox"/> PVC	<input type="checkbox"/> INCASSO
				<input type="checkbox"/> ESTERNA
<b>IDENTIFICAZIONE</b>		<b>CARATT.ELETTRICHE</b>		
COORD. GPS		<input type="checkbox"/> IP		
		<input type="checkbox"/> CLASSE		<input type="checkbox"/> 1
MARCA		<input type="checkbox"/> CUT OFF		
TIPO		<input type="checkbox"/> SEMI CUT OFF		<input checked="" type="checkbox"/>
QUADRO		<input type="checkbox"/> LINEA		
Note: 2x		<input type="checkbox"/> SEZ.		
		<input checked="" type="checkbox"/> PE		
		<b>POSIZIONE</b>		<b>CONDIZIONI</b>
		<input type="checkbox"/> SEDE STRADALE		<input type="checkbox"/> SOSTEGNO
		<input type="checkbox"/> BANCHINA		<input checked="" type="checkbox"/> - <input checked="" type="checkbox"/>
		<input checked="" type="checkbox"/> MARCIAPIEDE		<input type="checkbox"/> x
		<input type="checkbox"/> ALTRO		<input type="checkbox"/> DIFFUSORE
		Note:		<input checked="" type="checkbox"/> - <input checked="" type="checkbox"/>
				<input type="checkbox"/> x
				<input type="checkbox"/> GENERALE
				<input checked="" type="checkbox"/> - <input checked="" type="checkbox"/>
				<input type="checkbox"/> x
COD.	79	VIA XV Agosto		
	<b>CARATT.MECCANICHE</b>		<b>POSA</b>	
	<input type="checkbox"/> PALO	<input type="checkbox"/> CLS	<input checked="" type="checkbox"/> POZZ.	<input type="checkbox"/> SCATOLA
	<input type="checkbox"/> CILINDRICO	<input checked="" type="checkbox"/> FE	<input type="checkbox"/> CLS	<input type="checkbox"/> PVC
	<input type="checkbox"/> RASTREMATO	<input type="checkbox"/> PVC	<input checked="" type="checkbox"/> FE	<input type="checkbox"/> FE
	<input checked="" type="checkbox"/> CONICO	<input type="checkbox"/> LEGNO	<input type="checkbox"/> PVC	<input type="checkbox"/> INCASSO
				<input type="checkbox"/> ESTERNA
<b>IDENTIFICAZIONE</b>		<b>CARATT.ELETTRICHE</b>		
COORD. GPS		<input type="checkbox"/> IP		
		<input type="checkbox"/> CLASSE		<input type="checkbox"/> 1
MARCA		<input type="checkbox"/> CUT OFF		
TIPO		<input type="checkbox"/> SEMI CUT OFF		<input checked="" type="checkbox"/>
QUADRO		<input type="checkbox"/> LINEA		
Note: 2x		<input type="checkbox"/> SEZ.		
		<input checked="" type="checkbox"/> PE		
		<b>POSIZIONE</b>		<b>CONDIZIONI</b>
		<input type="checkbox"/> SEDE STRADALE		<input type="checkbox"/> SOSTEGNO
		<input type="checkbox"/> BANCHINA		<input checked="" type="checkbox"/> - <input checked="" type="checkbox"/>
		<input checked="" type="checkbox"/> MARCIAPIEDE		<input type="checkbox"/> x
		<input type="checkbox"/> ALTRO		<input type="checkbox"/> DIFFUSORE
		Note: presa stagna per luminarie		<input checked="" type="checkbox"/> - <input checked="" type="checkbox"/>
				<input type="checkbox"/> x
				<input type="checkbox"/> GENERALE
				<input checked="" type="checkbox"/> - <input checked="" type="checkbox"/>
				<input type="checkbox"/> x
COD.	80	VIA XV Agosto		
	<b>CARATT.MECCANICHE</b>		<b>POSA</b>	
	<input type="checkbox"/> PALO	<input type="checkbox"/> CLS	<input checked="" type="checkbox"/> POZZ.	<input type="checkbox"/> SCATOLA
	<input type="checkbox"/> CILINDRICO	<input checked="" type="checkbox"/> FE	<input type="checkbox"/> CLS	<input type="checkbox"/> PVC
	<input type="checkbox"/> RASTREMATO	<input type="checkbox"/> PVC	<input checked="" type="checkbox"/> FE	<input type="checkbox"/> FE
	<input checked="" type="checkbox"/> CONICO	<input type="checkbox"/> LEGNO	<input type="checkbox"/> PVC	<input type="checkbox"/> INCASSO
				<input type="checkbox"/> ESTERNA
<b>IDENTIFICAZIONE</b>		<b>CARATT.ELETTRICHE</b>		
COORD. GPS		<input type="checkbox"/> IP		
		<input type="checkbox"/> CLASSE		<input type="checkbox"/> 1
MARCA		<input type="checkbox"/> CUT OFF		
TIPO		<input type="checkbox"/> SEMI CUT OFF		<input checked="" type="checkbox"/>
QUADRO		<input type="checkbox"/> LINEA		
Note: 2x		<input type="checkbox"/> SEZ.		
		<input checked="" type="checkbox"/> PE		
		<b>POSIZIONE</b>		<b>CONDIZIONI</b>
		<input type="checkbox"/> SEDE STRADALE		<input type="checkbox"/> SOSTEGNO
		<input type="checkbox"/> BANCHINA		<input checked="" type="checkbox"/> - <input checked="" type="checkbox"/>
		<input checked="" type="checkbox"/> MARCIAPIEDE		<input type="checkbox"/> x
		<input type="checkbox"/> ALTRO		<input type="checkbox"/> DIFFUSORE
		Note: presa stagna per luminarie		<input checked="" type="checkbox"/> - <input checked="" type="checkbox"/>
				<input type="checkbox"/> x
				<input type="checkbox"/> GENERALE
				<input checked="" type="checkbox"/> - <input checked="" type="checkbox"/>
				<input type="checkbox"/> x

<b>00</b>	PIANO REGOLATORE DELL'ILLUMINAZIONE COMUNALE – PRIC – DEL COMUNE DI SCURELLE (TN)	<i>censimento</i>	
<b>SEZ</b>		Pag. 30 di 143	25_09_rel.doc

COD.	81	VIA XV Agosto																																																										
	<b>CARATT.MECCANICHE</b>	<b>POSA</b>	<b>DIMENSIONI</b>																																																									
	<table border="1"> <tr><td>PALO</td><td></td><td>CLS</td></tr> <tr><td>CILINDRICO</td><td>x</td><td>FE</td></tr> <tr><td>RASTREMATO</td><td></td><td>PVC</td></tr> <tr><td>x CONICO</td><td></td><td>LEGNO</td></tr> </table>	PALO		CLS	CILINDRICO	x	FE	RASTREMATO		PVC	x CONICO		LEGNO	<table border="1"> <tr><td>x POZZ.</td><td>SCATOLA</td></tr> <tr><td>CLS</td><td>PVC</td></tr> <tr><td>x FE</td><td>FE</td></tr> <tr><td>PVC</td><td>INCASSO</td></tr> <tr><td></td><td>ESTERNA</td></tr> </table>	x POZZ.	SCATOLA	CLS	PVC	x FE	FE	PVC	INCASSO		ESTERNA	<table border="1"> <tr><td>H.</td><td>11 m</td></tr> <tr><td>L.</td><td></td></tr> <tr><td>AcZn</td><td></td></tr> <tr><td>x VERN.</td><td>nero</td></tr> </table>	H.	11 m	L.		AcZn		x VERN.	nero																											
PALO		CLS																																																										
CILINDRICO	x	FE																																																										
RASTREMATO		PVC																																																										
x CONICO		LEGNO																																																										
x POZZ.	SCATOLA																																																											
CLS	PVC																																																											
x FE	FE																																																											
PVC	INCASSO																																																											
	ESTERNA																																																											
H.	11 m																																																											
L.																																																												
AcZn																																																												
x VERN.	nero																																																											
<b>IDENTIFICAZIONE</b>	<b>CARATT.ELETTRICHE</b>	<b>POSIZIONE</b>	<b>CONDIZIONI</b>																																																									
<table border="1"> <tr><td colspan="2">COORD. GPS</td></tr> <tr><td>MARCA</td><td></td></tr> <tr><td>TIPO</td><td></td></tr> <tr><td>QUADRO</td><td></td></tr> </table> <p>Note: 2x</p>	COORD. GPS		MARCA		TIPO		QUADRO		<table border="1"> <tr><td>IP</td><td></td></tr> <tr><td>CLASSE</td><td>1</td></tr> <tr><td>CUT OFF</td><td></td></tr> <tr><td>SEMI CUT OFF</td><td>x</td></tr> <tr><td>LINEA</td><td></td></tr> <tr><td>SEZ.</td><td></td></tr> <tr><td>x PE</td><td></td></tr> </table>	IP		CLASSE	1	CUT OFF		SEMI CUT OFF	x	LINEA		SEZ.		x PE		<table border="1"> <tr><td colspan="2">SEDE STRADALE</td></tr> <tr><td colspan="2">BANCHINA</td></tr> <tr><td>x</td><td>MARCIAPIEDE</td></tr> <tr><td colspan="2">ALTRO</td></tr> </table> <p>Note:</p>	SEDE STRADALE		BANCHINA		x	MARCIAPIEDE	ALTRO		<table border="1"> <tr><td colspan="3">SOSTEGNO</td></tr> <tr><td>☐</td><td>-</td><td>↺</td></tr> <tr><td></td><td></td><td>x</td></tr> <tr><td colspan="3">DIFFUSORE</td></tr> <tr><td>☐</td><td>-</td><td>↺</td></tr> <tr><td></td><td></td><td>x</td></tr> <tr><td colspan="3">GENERALE</td></tr> <tr><td>☐</td><td>-</td><td>↺</td></tr> <tr><td></td><td></td><td>x</td></tr> </table>	SOSTEGNO			☐	-	↺			x	DIFFUSORE			☐	-	↺			x	GENERALE			☐	-	↺			x
COORD. GPS																																																												
MARCA																																																												
TIPO																																																												
QUADRO																																																												
IP																																																												
CLASSE	1																																																											
CUT OFF																																																												
SEMI CUT OFF	x																																																											
LINEA																																																												
SEZ.																																																												
x PE																																																												
SEDE STRADALE																																																												
BANCHINA																																																												
x	MARCIAPIEDE																																																											
ALTRO																																																												
SOSTEGNO																																																												
☐	-	↺																																																										
		x																																																										
DIFFUSORE																																																												
☐	-	↺																																																										
		x																																																										
GENERALE																																																												
☐	-	↺																																																										
		x																																																										
COD.	82	VIA XV Agosto																																																										
	<b>CARATT.MECCANICHE</b>	<b>POSA</b>	<b>DIMENSIONI</b>																																																									
	<table border="1"> <tr><td>PALO</td><td></td><td>CLS</td></tr> <tr><td>CILINDRICO</td><td>x</td><td>FE</td></tr> <tr><td>RASTREMATO</td><td></td><td>PVC</td></tr> <tr><td>x CONICO</td><td></td><td>LEGNO</td></tr> </table>	PALO		CLS	CILINDRICO	x	FE	RASTREMATO		PVC	x CONICO		LEGNO	<table border="1"> <tr><td>x POZZ.</td><td>SCATOLA</td></tr> <tr><td>CLS</td><td>PVC</td></tr> <tr><td>x FE</td><td>FE</td></tr> <tr><td>PVC</td><td>INCASSO</td></tr> <tr><td></td><td>ESTERNA</td></tr> </table>	x POZZ.	SCATOLA	CLS	PVC	x FE	FE	PVC	INCASSO		ESTERNA	<table border="1"> <tr><td>H.</td><td>11 m</td></tr> <tr><td>L.</td><td></td></tr> <tr><td>AcZn</td><td></td></tr> <tr><td>x VERN.</td><td>nero</td></tr> </table>	H.	11 m	L.		AcZn		x VERN.	nero																											
PALO		CLS																																																										
CILINDRICO	x	FE																																																										
RASTREMATO		PVC																																																										
x CONICO		LEGNO																																																										
x POZZ.	SCATOLA																																																											
CLS	PVC																																																											
x FE	FE																																																											
PVC	INCASSO																																																											
	ESTERNA																																																											
H.	11 m																																																											
L.																																																												
AcZn																																																												
x VERN.	nero																																																											
<b>IDENTIFICAZIONE</b>	<b>CARATT.ELETTRICHE</b>	<b>POSIZIONE</b>	<b>CONDIZIONI</b>																																																									
<table border="1"> <tr><td colspan="2">COORD. GPS</td></tr> <tr><td>MARCA</td><td></td></tr> <tr><td>TIPO</td><td></td></tr> <tr><td>QUADRO</td><td></td></tr> </table> <p>Note: 2x</p>	COORD. GPS		MARCA		TIPO		QUADRO		<table border="1"> <tr><td>IP</td><td></td></tr> <tr><td>CLASSE</td><td>1</td></tr> <tr><td>CUT OFF</td><td></td></tr> <tr><td>SEMI CUT OFF</td><td>x</td></tr> <tr><td>LINEA</td><td></td></tr> <tr><td>SEZ.</td><td></td></tr> <tr><td>x PE</td><td></td></tr> </table>	IP		CLASSE	1	CUT OFF		SEMI CUT OFF	x	LINEA		SEZ.		x PE		<table border="1"> <tr><td colspan="2">SEDE STRADALE</td></tr> <tr><td colspan="2">BANCHINA</td></tr> <tr><td>x</td><td>MARCIAPIEDE</td></tr> <tr><td colspan="2">ALTRO</td></tr> </table> <p>Note:</p>	SEDE STRADALE		BANCHINA		x	MARCIAPIEDE	ALTRO		<table border="1"> <tr><td colspan="3">SOSTEGNO</td></tr> <tr><td>☐</td><td>-</td><td>↺</td></tr> <tr><td></td><td></td><td>x</td></tr> <tr><td colspan="3">DIFFUSORE</td></tr> <tr><td>☐</td><td>-</td><td>↺</td></tr> <tr><td></td><td></td><td>x</td></tr> <tr><td colspan="3">GENERALE</td></tr> <tr><td>☐</td><td>-</td><td>↺</td></tr> <tr><td></td><td></td><td>x</td></tr> </table>	SOSTEGNO			☐	-	↺			x	DIFFUSORE			☐	-	↺			x	GENERALE			☐	-	↺			x
COORD. GPS																																																												
MARCA																																																												
TIPO																																																												
QUADRO																																																												
IP																																																												
CLASSE	1																																																											
CUT OFF																																																												
SEMI CUT OFF	x																																																											
LINEA																																																												
SEZ.																																																												
x PE																																																												
SEDE STRADALE																																																												
BANCHINA																																																												
x	MARCIAPIEDE																																																											
ALTRO																																																												
SOSTEGNO																																																												
☐	-	↺																																																										
		x																																																										
DIFFUSORE																																																												
☐	-	↺																																																										
		x																																																										
GENERALE																																																												
☐	-	↺																																																										
		x																																																										
COD.	83	VIA XV Agosto																																																										
	<b>CARATT.MECCANICHE</b>	<b>POSA</b>	<b>DIMENSIONI</b>																																																									
	<table border="1"> <tr><td>PALO</td><td></td><td>CLS</td></tr> <tr><td>CILINDRICO</td><td>x</td><td>FE</td></tr> <tr><td>RASTREMATO</td><td></td><td>PVC</td></tr> <tr><td>x CONICO</td><td></td><td>LEGNO</td></tr> </table>	PALO		CLS	CILINDRICO	x	FE	RASTREMATO		PVC	x CONICO		LEGNO	<table border="1"> <tr><td>x POZZ.</td><td>SCATOLA</td></tr> <tr><td>CLS</td><td>PVC</td></tr> <tr><td>x FE</td><td>FE</td></tr> <tr><td>PVC</td><td>INCASSO</td></tr> <tr><td></td><td>ESTERNA</td></tr> </table>	x POZZ.	SCATOLA	CLS	PVC	x FE	FE	PVC	INCASSO		ESTERNA	<table border="1"> <tr><td>H.</td><td>11 m</td></tr> <tr><td>L.</td><td></td></tr> <tr><td>AcZn</td><td></td></tr> <tr><td>x VERN.</td><td>nero</td></tr> </table>	H.	11 m	L.		AcZn		x VERN.	nero																											
PALO		CLS																																																										
CILINDRICO	x	FE																																																										
RASTREMATO		PVC																																																										
x CONICO		LEGNO																																																										
x POZZ.	SCATOLA																																																											
CLS	PVC																																																											
x FE	FE																																																											
PVC	INCASSO																																																											
	ESTERNA																																																											
H.	11 m																																																											
L.																																																												
AcZn																																																												
x VERN.	nero																																																											
<b>IDENTIFICAZIONE</b>	<b>CARATT.ELETTRICHE</b>	<b>POSIZIONE</b>	<b>CONDIZIONI</b>																																																									
<table border="1"> <tr><td colspan="2">COORD. GPS</td></tr> <tr><td>MARCA</td><td></td></tr> <tr><td>TIPO</td><td></td></tr> <tr><td>QUADRO</td><td></td></tr> </table> <p>Note: 2x</p>	COORD. GPS		MARCA		TIPO		QUADRO		<table border="1"> <tr><td>IP</td><td></td></tr> <tr><td>CLASSE</td><td>1</td></tr> <tr><td>CUT OFF</td><td></td></tr> <tr><td>SEMI CUT OFF</td><td>x</td></tr> <tr><td>LINEA</td><td></td></tr> <tr><td>SEZ.</td><td></td></tr> <tr><td>x PE</td><td></td></tr> </table>	IP		CLASSE	1	CUT OFF		SEMI CUT OFF	x	LINEA		SEZ.		x PE		<table border="1"> <tr><td colspan="2">SEDE STRADALE</td></tr> <tr><td colspan="2">BANCHINA</td></tr> <tr><td>x</td><td>MARCIAPIEDE</td></tr> <tr><td colspan="2">ALTRO</td></tr> </table> <p>Note: presa stagna per luminarie</p>	SEDE STRADALE		BANCHINA		x	MARCIAPIEDE	ALTRO		<table border="1"> <tr><td colspan="3">SOSTEGNO</td></tr> <tr><td>☐</td><td>-</td><td>↺</td></tr> <tr><td></td><td></td><td>x</td></tr> <tr><td colspan="3">DIFFUSORE</td></tr> <tr><td>☐</td><td>-</td><td>↺</td></tr> <tr><td></td><td></td><td>x</td></tr> <tr><td colspan="3">GENERALE</td></tr> <tr><td>☐</td><td>-</td><td>↺</td></tr> <tr><td></td><td></td><td>x</td></tr> </table>	SOSTEGNO			☐	-	↺			x	DIFFUSORE			☐	-	↺			x	GENERALE			☐	-	↺			x
COORD. GPS																																																												
MARCA																																																												
TIPO																																																												
QUADRO																																																												
IP																																																												
CLASSE	1																																																											
CUT OFF																																																												
SEMI CUT OFF	x																																																											
LINEA																																																												
SEZ.																																																												
x PE																																																												
SEDE STRADALE																																																												
BANCHINA																																																												
x	MARCIAPIEDE																																																											
ALTRO																																																												
SOSTEGNO																																																												
☐	-	↺																																																										
		x																																																										
DIFFUSORE																																																												
☐	-	↺																																																										
		x																																																										
GENERALE																																																												
☐	-	↺																																																										
		x																																																										

<b>00</b>	PIANO REGOLATORE DELL'ILLUMINAZIONE COMUNALE – PRIC – DEL COMUNE DI SCURELLE (TN)	<i>censimento</i>	
<b>SEZ</b>		Pag. 31 di 143	25_09_rel.doc


COD.	84	VIA XV Agosto																																																																					
	<b>CARATT.MECCANICHE</b>	<b>POSA</b>	<b>DIMENSIONI</b>																																																																				
	<table border="1"> <tr><td><input type="checkbox"/></td><td>PALO INC.</td><td></td><td>CLS</td></tr> <tr><td></td><td>CILINDRICO</td><td>x</td><td>FE</td></tr> <tr><td></td><td>RASTREMATO</td><td></td><td>PVC</td></tr> <tr><td>x</td><td>CONICO</td><td></td><td>LEGNO</td></tr> </table>	<input type="checkbox"/>	PALO INC.		CLS		CILINDRICO	x	FE		RASTREMATO		PVC	x	CONICO		LEGNO	<table border="1"> <tr><td>x</td><td>POZZ.</td><td>SCATOLA</td></tr> <tr><td></td><td>CLS</td><td>PVC</td></tr> <tr><td>x</td><td>FE</td><td>FE</td></tr> <tr><td></td><td>PVC</td><td>INCASSO</td></tr> <tr><td></td><td></td><td>ESTERNA</td></tr> </table>	x	POZZ.	SCATOLA		CLS	PVC	x	FE	FE		PVC	INCASSO			ESTERNA	<table border="1"> <tr><td></td><td>H.</td><td>11 m</td></tr> <tr><td></td><td>L.</td><td></td></tr> <tr><td></td><td>AcZn</td><td></td></tr> <tr><td>x</td><td>VERN.</td><td>nero</td></tr> </table>		H.	11 m		L.			AcZn		x	VERN.	nero																									
<input type="checkbox"/>	PALO INC.		CLS																																																																				
	CILINDRICO	x	FE																																																																				
	RASTREMATO		PVC																																																																				
x	CONICO		LEGNO																																																																				
x	POZZ.	SCATOLA																																																																					
	CLS	PVC																																																																					
x	FE	FE																																																																					
	PVC	INCASSO																																																																					
		ESTERNA																																																																					
	H.	11 m																																																																					
	L.																																																																						
	AcZn																																																																						
x	VERN.	nero																																																																					
<b>IDENTIFICAZIONE</b>	<b>CARATT.ELETTRICHE</b>	<b>POSIZIONE</b>	<b>CONDIZIONI</b>																																																																				
<table border="1"> <tr><td colspan="2">COORD. GPS</td></tr> <tr><td>MARCA</td><td></td></tr> <tr><td>TIPO</td><td></td></tr> <tr><td>QUADRO</td><td></td></tr> </table> <p>Note: 2x</p>	COORD. GPS		MARCA		TIPO		QUADRO		<table border="1"> <tr><td><input type="checkbox"/></td><td>IP</td><td></td></tr> <tr><td></td><td>CLASSE</td><td>1</td></tr> <tr><td></td><td>CUT OFF</td><td></td></tr> <tr><td></td><td>SEMI CUT OFF</td><td>x</td></tr> <tr><td></td><td>LINEA</td><td></td></tr> <tr><td></td><td>SEZ.</td><td></td></tr> <tr><td>x</td><td>PE</td><td></td></tr> </table>	<input type="checkbox"/>	IP			CLASSE	1		CUT OFF			SEMI CUT OFF	x		LINEA			SEZ.		x	PE		<table border="1"> <tr><td></td><td colspan="2">SEDE STRADALE</td></tr> <tr><td></td><td colspan="2">BANCHINA</td></tr> <tr><td>x</td><td colspan="2">MARCIAPIEDE</td></tr> <tr><td></td><td colspan="2">ALTRO</td></tr> </table> <p>Note:</p>		SEDE STRADALE			BANCHINA		x	MARCIAPIEDE			ALTRO		<table border="1"> <tr><td colspan="3">SOSTEGNO</td></tr> <tr><td>?</td><td>-</td><td>↺</td></tr> <tr><td></td><td></td><td>x</td></tr> <tr><td colspan="3">DIFFUSORE</td></tr> <tr><td>?</td><td>-</td><td>↺</td></tr> <tr><td></td><td></td><td>x</td></tr> <tr><td colspan="3">GENERALE</td></tr> <tr><td>?</td><td>-</td><td>↺</td></tr> <tr><td></td><td></td><td>x</td></tr> </table>	SOSTEGNO			?	-	↺			x	DIFFUSORE			?	-	↺			x	GENERALE			?	-	↺			x
COORD. GPS																																																																							
MARCA																																																																							
TIPO																																																																							
QUADRO																																																																							
<input type="checkbox"/>	IP																																																																						
	CLASSE	1																																																																					
	CUT OFF																																																																						
	SEMI CUT OFF	x																																																																					
	LINEA																																																																						
	SEZ.																																																																						
x	PE																																																																						
	SEDE STRADALE																																																																						
	BANCHINA																																																																						
x	MARCIAPIEDE																																																																						
	ALTRO																																																																						
SOSTEGNO																																																																							
?	-	↺																																																																					
		x																																																																					
DIFFUSORE																																																																							
?	-	↺																																																																					
		x																																																																					
GENERALE																																																																							
?	-	↺																																																																					
		x																																																																					
COD.	85	VIA XV Agosto																																																																					
	<b>CARATT.MECCANICHE</b>	<b>POSA</b>	<b>DIMENSIONI</b>																																																																				
	<table border="1"> <tr><td><input type="checkbox"/></td><td>PALO INC.</td><td></td><td>CLS</td></tr> <tr><td></td><td>CILINDRICO</td><td>x</td><td>FE</td></tr> <tr><td></td><td>RASTREMATO</td><td></td><td>PVC</td></tr> <tr><td>x</td><td>CONICO</td><td></td><td>LEGNO</td></tr> </table>	<input type="checkbox"/>	PALO INC.		CLS		CILINDRICO	x	FE		RASTREMATO		PVC	x	CONICO		LEGNO	<table border="1"> <tr><td>x</td><td>POZZ.</td><td>SCATOLA</td></tr> <tr><td></td><td>CLS</td><td>PVC</td></tr> <tr><td>x</td><td>FE</td><td>FE</td></tr> <tr><td></td><td>PVC</td><td>INCASSO</td></tr> <tr><td></td><td></td><td>ESTERNA</td></tr> </table>	x	POZZ.	SCATOLA		CLS	PVC	x	FE	FE		PVC	INCASSO			ESTERNA	<table border="1"> <tr><td></td><td>H.</td><td>11 m</td></tr> <tr><td></td><td>L.</td><td></td></tr> <tr><td></td><td>AcZn</td><td></td></tr> <tr><td>x</td><td>VERN.</td><td>nero</td></tr> </table>		H.	11 m		L.			AcZn		x	VERN.	nero																									
<input type="checkbox"/>	PALO INC.		CLS																																																																				
	CILINDRICO	x	FE																																																																				
	RASTREMATO		PVC																																																																				
x	CONICO		LEGNO																																																																				
x	POZZ.	SCATOLA																																																																					
	CLS	PVC																																																																					
x	FE	FE																																																																					
	PVC	INCASSO																																																																					
		ESTERNA																																																																					
	H.	11 m																																																																					
	L.																																																																						
	AcZn																																																																						
x	VERN.	nero																																																																					
<b>IDENTIFICAZIONE</b>	<b>CARATT.ELETTRICHE</b>	<b>POSIZIONE</b>	<b>CONDIZIONI</b>																																																																				
<table border="1"> <tr><td colspan="2">COORD. GPS</td></tr> <tr><td>MARCA</td><td></td></tr> <tr><td>TIPO</td><td></td></tr> <tr><td>QUADRO</td><td></td></tr> </table> <p>Note: 2x</p>	COORD. GPS		MARCA		TIPO		QUADRO		<table border="1"> <tr><td><input type="checkbox"/></td><td>IP</td><td></td></tr> <tr><td></td><td>CLASSE</td><td>1</td></tr> <tr><td></td><td>CUT OFF</td><td></td></tr> <tr><td></td><td>SEMI CUT OFF</td><td>x</td></tr> <tr><td></td><td>LINEA</td><td></td></tr> <tr><td></td><td>SEZ.</td><td></td></tr> <tr><td>x</td><td>PE</td><td></td></tr> </table>	<input type="checkbox"/>	IP			CLASSE	1		CUT OFF			SEMI CUT OFF	x		LINEA			SEZ.		x	PE		<table border="1"> <tr><td></td><td colspan="2">SEDE STRADALE</td></tr> <tr><td></td><td colspan="2">BANCHINA</td></tr> <tr><td>x</td><td colspan="2">MARCIAPIEDE</td></tr> <tr><td></td><td colspan="2">ALTRO</td></tr> </table> <p>Note: presa stagna per luminarie</p>		SEDE STRADALE			BANCHINA		x	MARCIAPIEDE			ALTRO		<table border="1"> <tr><td colspan="3">SOSTEGNO</td></tr> <tr><td>?</td><td>-</td><td>↺</td></tr> <tr><td></td><td></td><td>x</td></tr> <tr><td colspan="3">DIFFUSORE</td></tr> <tr><td>?</td><td>-</td><td>↺</td></tr> <tr><td></td><td></td><td>x</td></tr> <tr><td colspan="3">GENERALE</td></tr> <tr><td>?</td><td>-</td><td>↺</td></tr> <tr><td></td><td></td><td>x</td></tr> </table>	SOSTEGNO			?	-	↺			x	DIFFUSORE			?	-	↺			x	GENERALE			?	-	↺			x
COORD. GPS																																																																							
MARCA																																																																							
TIPO																																																																							
QUADRO																																																																							
<input type="checkbox"/>	IP																																																																						
	CLASSE	1																																																																					
	CUT OFF																																																																						
	SEMI CUT OFF	x																																																																					
	LINEA																																																																						
	SEZ.																																																																						
x	PE																																																																						
	SEDE STRADALE																																																																						
	BANCHINA																																																																						
x	MARCIAPIEDE																																																																						
	ALTRO																																																																						
SOSTEGNO																																																																							
?	-	↺																																																																					
		x																																																																					
DIFFUSORE																																																																							
?	-	↺																																																																					
		x																																																																					
GENERALE																																																																							
?	-	↺																																																																					
		x																																																																					
COD.	86	VIA XV Agosto																																																																					
	<b>CARATT.MECCANICHE</b>	<b>POSA</b>	<b>DIMENSIONI</b>																																																																				
	<table border="1"> <tr><td><input type="checkbox"/></td><td>PALO INC.</td><td></td><td>CLS</td></tr> <tr><td></td><td>CILINDRICO</td><td>x</td><td>FE</td></tr> <tr><td></td><td>RASTREMATO</td><td></td><td>PVC</td></tr> <tr><td>x</td><td>CONICO</td><td></td><td>LEGNO</td></tr> </table>	<input type="checkbox"/>	PALO INC.		CLS		CILINDRICO	x	FE		RASTREMATO		PVC	x	CONICO		LEGNO	<table border="1"> <tr><td>x</td><td>POZZ.</td><td>SCATOLA</td></tr> <tr><td></td><td>CLS</td><td>PVC</td></tr> <tr><td>x</td><td>FE</td><td>FE</td></tr> <tr><td></td><td>PVC</td><td>INCASSO</td></tr> <tr><td></td><td></td><td>ESTERNA</td></tr> </table>	x	POZZ.	SCATOLA		CLS	PVC	x	FE	FE		PVC	INCASSO			ESTERNA	<table border="1"> <tr><td></td><td>H.</td><td>11 m</td></tr> <tr><td></td><td>L.</td><td></td></tr> <tr><td></td><td>AcZn</td><td></td></tr> <tr><td>x</td><td>VERN.</td><td>nero</td></tr> </table>		H.	11 m		L.			AcZn		x	VERN.	nero																									
<input type="checkbox"/>	PALO INC.		CLS																																																																				
	CILINDRICO	x	FE																																																																				
	RASTREMATO		PVC																																																																				
x	CONICO		LEGNO																																																																				
x	POZZ.	SCATOLA																																																																					
	CLS	PVC																																																																					
x	FE	FE																																																																					
	PVC	INCASSO																																																																					
		ESTERNA																																																																					
	H.	11 m																																																																					
	L.																																																																						
	AcZn																																																																						
x	VERN.	nero																																																																					
<b>IDENTIFICAZIONE</b>	<b>CARATT.ELETTRICHE</b>	<b>POSIZIONE</b>	<b>CONDIZIONI</b>																																																																				
<table border="1"> <tr><td colspan="2">COORD. GPS</td></tr> <tr><td>MARCA</td><td></td></tr> <tr><td>TIPO</td><td></td></tr> <tr><td>QUADRO</td><td></td></tr> </table> <p>Note: 2x</p>	COORD. GPS		MARCA		TIPO		QUADRO		<table border="1"> <tr><td><input type="checkbox"/></td><td>IP</td><td></td></tr> <tr><td></td><td>CLASSE</td><td>1</td></tr> <tr><td></td><td>CUT OFF</td><td></td></tr> <tr><td></td><td>SEMI CUT OFF</td><td>x</td></tr> <tr><td></td><td>LINEA</td><td></td></tr> <tr><td></td><td>SEZ.</td><td></td></tr> <tr><td>x</td><td>PE</td><td></td></tr> </table>	<input type="checkbox"/>	IP			CLASSE	1		CUT OFF			SEMI CUT OFF	x		LINEA			SEZ.		x	PE		<table border="1"> <tr><td></td><td colspan="2">SEDE STRADALE</td></tr> <tr><td></td><td colspan="2">BANCHINA</td></tr> <tr><td>x</td><td colspan="2">MARCIAPIEDE</td></tr> <tr><td></td><td colspan="2">ALTRO</td></tr> </table> <p>Note:</p>		SEDE STRADALE			BANCHINA		x	MARCIAPIEDE			ALTRO		<table border="1"> <tr><td colspan="3">SOSTEGNO</td></tr> <tr><td>?</td><td>-</td><td>↺</td></tr> <tr><td></td><td></td><td>x</td></tr> <tr><td colspan="3">DIFFUSORE</td></tr> <tr><td>?</td><td>-</td><td>↺</td></tr> <tr><td></td><td></td><td>x</td></tr> <tr><td colspan="3">GENERALE</td></tr> <tr><td>?</td><td>-</td><td>↺</td></tr> <tr><td></td><td></td><td>x</td></tr> </table>	SOSTEGNO			?	-	↺			x	DIFFUSORE			?	-	↺			x	GENERALE			?	-	↺			x
COORD. GPS																																																																							
MARCA																																																																							
TIPO																																																																							
QUADRO																																																																							
<input type="checkbox"/>	IP																																																																						
	CLASSE	1																																																																					
	CUT OFF																																																																						
	SEMI CUT OFF	x																																																																					
	LINEA																																																																						
	SEZ.																																																																						
x	PE																																																																						
	SEDE STRADALE																																																																						
	BANCHINA																																																																						
x	MARCIAPIEDE																																																																						
	ALTRO																																																																						
SOSTEGNO																																																																							
?	-	↺																																																																					
		x																																																																					
DIFFUSORE																																																																							
?	-	↺																																																																					
		x																																																																					
GENERALE																																																																							
?	-	↺																																																																					
		x																																																																					

<b>00</b>	PIANO REGOLATORE DELL'ILLUMINAZIONE COMUNALE – PRIC – DEL COMUNE DI SCURELLE (TN)	<i>censimento</i>	
<b>SEZ</b>		Pag. 32 di 143	25_09_rel.doc



COD.	87	VIA XV Agosto																																																									
	<table border="1"> <tr><th colspan="2">CARATT.MECCANICHE</th></tr> <tr><td>PALO INC.</td><td>CLS</td></tr> <tr><td>CILINDRICO</td><td>x FE</td></tr> <tr><td>RASTREMATO</td><td>PVC</td></tr> <tr><td>x CONICO</td><td>LEGNO</td></tr> </table>	CARATT.MECCANICHE		PALO INC.	CLS	CILINDRICO	x FE	RASTREMATO	PVC	x CONICO	LEGNO	<table border="1"> <tr><th colspan="2">POSA</th></tr> <tr><td>x POZZ.</td><td>SCATOLA</td></tr> <tr><td>CLS</td><td>PVC</td></tr> <tr><td>x FE</td><td>FE</td></tr> <tr><td>PVC</td><td>INCASSO</td></tr> <tr><td></td><td>ESTERNA</td></tr> </table>	POSA		x POZZ.	SCATOLA	CLS	PVC	x FE	FE	PVC	INCASSO		ESTERNA	<table border="1"> <tr><th colspan="2">DIMENSIONI</th></tr> <tr><td>H.</td><td>11 m</td></tr> <tr><td>L.</td><td></td></tr> <tr><td>AcZn</td><td></td></tr> <tr><td>x VERN.</td><td>nero</td></tr> </table>	DIMENSIONI		H.	11 m	L.		AcZn		x VERN.	nero																								
CARATT.MECCANICHE																																																											
PALO INC.	CLS																																																										
CILINDRICO	x FE																																																										
RASTREMATO	PVC																																																										
x CONICO	LEGNO																																																										
POSA																																																											
x POZZ.	SCATOLA																																																										
CLS	PVC																																																										
x FE	FE																																																										
PVC	INCASSO																																																										
	ESTERNA																																																										
DIMENSIONI																																																											
H.	11 m																																																										
L.																																																											
AcZn																																																											
x VERN.	nero																																																										
<table border="1"> <tr><th colspan="2">IDENTIFICAZIONE</th></tr> <tr><td colspan="2">COORD. GPS</td></tr> <tr><td>MARCA</td><td></td></tr> <tr><td>TIPO</td><td></td></tr> <tr><td>QUADRO</td><td></td></tr> </table> <p>Note: 2x</p>	IDENTIFICAZIONE		COORD. GPS		MARCA		TIPO		QUADRO		<table border="1"> <tr><th colspan="2">CARATT.ELETTRICHE</th></tr> <tr><td>IP</td><td></td></tr> <tr><td>CLASSE</td><td>1</td></tr> <tr><td>CUT OFF</td><td></td></tr> <tr><td>SEMI CUT OFF</td><td>x</td></tr> <tr><td>LINEA</td><td></td></tr> <tr><td>SEZ.</td><td></td></tr> <tr><td>x PE</td><td></td></tr> </table>	CARATT.ELETTRICHE		IP		CLASSE	1	CUT OFF		SEMI CUT OFF	x	LINEA		SEZ.		x PE		<table border="1"> <tr><th colspan="2">POSIZIONE</th></tr> <tr><td></td><td>SEDE STRADALE</td></tr> <tr><td></td><td>BANCHINA</td></tr> <tr><td>x</td><td>MARCIAPIEDE</td></tr> <tr><td></td><td>ALTRO</td></tr> </table> <p>Note: presa stagna per luminarie</p>	POSIZIONE			SEDE STRADALE		BANCHINA	x	MARCIAPIEDE		ALTRO	<table border="1"> <tr><th colspan="2">CONDIZIONI</th></tr> <tr><th colspan="2">SOSTEGNO</th></tr> <tr><td>☺</td><td>- ☺</td></tr> <tr><td></td><td>x</td></tr> <tr><th colspan="2">DIFFUSORE</th></tr> <tr><td>☺</td><td>- ☺</td></tr> <tr><td></td><td>x</td></tr> <tr><th colspan="2">GENERALE</th></tr> <tr><td>☺</td><td>- ☺</td></tr> <tr><td></td><td>x</td></tr> </table>	CONDIZIONI		SOSTEGNO		☺	- ☺		x	DIFFUSORE		☺	- ☺		x	GENERALE		☺	- ☺		x
IDENTIFICAZIONE																																																											
COORD. GPS																																																											
MARCA																																																											
TIPO																																																											
QUADRO																																																											
CARATT.ELETTRICHE																																																											
IP																																																											
CLASSE	1																																																										
CUT OFF																																																											
SEMI CUT OFF	x																																																										
LINEA																																																											
SEZ.																																																											
x PE																																																											
POSIZIONE																																																											
	SEDE STRADALE																																																										
	BANCHINA																																																										
x	MARCIAPIEDE																																																										
	ALTRO																																																										
CONDIZIONI																																																											
SOSTEGNO																																																											
☺	- ☺																																																										
	x																																																										
DIFFUSORE																																																											
☺	- ☺																																																										
	x																																																										
GENERALE																																																											
☺	- ☺																																																										
	x																																																										
COD.	88	VIA XV Agosto																																																									
	<table border="1"> <tr><th colspan="2">CARATT.MECCANICHE</th></tr> <tr><td>PALO INC.</td><td>CLS</td></tr> <tr><td>CILINDRICO</td><td>x FE</td></tr> <tr><td>RASTREMATO</td><td>PVC</td></tr> <tr><td>x CONICO</td><td>LEGNO</td></tr> </table>	CARATT.MECCANICHE		PALO INC.	CLS	CILINDRICO	x FE	RASTREMATO	PVC	x CONICO	LEGNO	<table border="1"> <tr><th colspan="2">POSA</th></tr> <tr><td>x POZZ.</td><td>SCATOLA</td></tr> <tr><td>CLS</td><td>PVC</td></tr> <tr><td>x FE</td><td>FE</td></tr> <tr><td>PVC</td><td>INCASSO</td></tr> <tr><td></td><td>ESTERNA</td></tr> </table>	POSA		x POZZ.	SCATOLA	CLS	PVC	x FE	FE	PVC	INCASSO		ESTERNA	<table border="1"> <tr><th colspan="2">DIMENSIONI</th></tr> <tr><td>H.</td><td>11 m</td></tr> <tr><td>L.</td><td></td></tr> <tr><td>AcZn</td><td></td></tr> <tr><td>x VERN.</td><td>nero</td></tr> </table>	DIMENSIONI		H.	11 m	L.		AcZn		x VERN.	nero																								
CARATT.MECCANICHE																																																											
PALO INC.	CLS																																																										
CILINDRICO	x FE																																																										
RASTREMATO	PVC																																																										
x CONICO	LEGNO																																																										
POSA																																																											
x POZZ.	SCATOLA																																																										
CLS	PVC																																																										
x FE	FE																																																										
PVC	INCASSO																																																										
	ESTERNA																																																										
DIMENSIONI																																																											
H.	11 m																																																										
L.																																																											
AcZn																																																											
x VERN.	nero																																																										
<table border="1"> <tr><th colspan="2">IDENTIFICAZIONE</th></tr> <tr><td colspan="2">COORD. GPS</td></tr> <tr><td>MARCA</td><td></td></tr> <tr><td>TIPO</td><td></td></tr> <tr><td>QUADRO</td><td></td></tr> </table> <p>Note: 2x</p>	IDENTIFICAZIONE		COORD. GPS		MARCA		TIPO		QUADRO		<table border="1"> <tr><th colspan="2">CARATT.ELETTRICHE</th></tr> <tr><td>IP</td><td></td></tr> <tr><td>CLASSE</td><td>1</td></tr> <tr><td>CUT OFF</td><td></td></tr> <tr><td>SEMI CUT OFF</td><td>x</td></tr> <tr><td>LINEA</td><td></td></tr> <tr><td>SEZ.</td><td></td></tr> <tr><td>x PE</td><td></td></tr> </table>	CARATT.ELETTRICHE		IP		CLASSE	1	CUT OFF		SEMI CUT OFF	x	LINEA		SEZ.		x PE		<table border="1"> <tr><th colspan="2">POSIZIONE</th></tr> <tr><td></td><td>SEDE STRADALE</td></tr> <tr><td></td><td>BANCHINA</td></tr> <tr><td>x</td><td>MARCIAPIEDE</td></tr> <tr><td></td><td>ALTRO</td></tr> </table> <p>Note:</p>	POSIZIONE			SEDE STRADALE		BANCHINA	x	MARCIAPIEDE		ALTRO	<table border="1"> <tr><th colspan="2">CONDIZIONI</th></tr> <tr><th colspan="2">SOSTEGNO</th></tr> <tr><td>☺</td><td>- ☺</td></tr> <tr><td></td><td>x</td></tr> <tr><th colspan="2">DIFFUSORE</th></tr> <tr><td>☺</td><td>- ☺</td></tr> <tr><td></td><td>x</td></tr> <tr><th colspan="2">GENERALE</th></tr> <tr><td>☺</td><td>- ☺</td></tr> <tr><td></td><td>x</td></tr> </table>	CONDIZIONI		SOSTEGNO		☺	- ☺		x	DIFFUSORE		☺	- ☺		x	GENERALE		☺	- ☺		x
IDENTIFICAZIONE																																																											
COORD. GPS																																																											
MARCA																																																											
TIPO																																																											
QUADRO																																																											
CARATT.ELETTRICHE																																																											
IP																																																											
CLASSE	1																																																										
CUT OFF																																																											
SEMI CUT OFF	x																																																										
LINEA																																																											
SEZ.																																																											
x PE																																																											
POSIZIONE																																																											
	SEDE STRADALE																																																										
	BANCHINA																																																										
x	MARCIAPIEDE																																																										
	ALTRO																																																										
CONDIZIONI																																																											
SOSTEGNO																																																											
☺	- ☺																																																										
	x																																																										
DIFFUSORE																																																											
☺	- ☺																																																										
	x																																																										
GENERALE																																																											
☺	- ☺																																																										
	x																																																										
COD.	89	VIA XV Agosto																																																									
	<table border="1"> <tr><th colspan="2">CARATT.MECCANICHE</th></tr> <tr><td>PALO INC.</td><td>CLS</td></tr> <tr><td>CILINDRICO</td><td>x FE</td></tr> <tr><td>RASTREMATO</td><td>PVC</td></tr> <tr><td>x CONICO</td><td>LEGNO</td></tr> </table>	CARATT.MECCANICHE		PALO INC.	CLS	CILINDRICO	x FE	RASTREMATO	PVC	x CONICO	LEGNO	<table border="1"> <tr><th colspan="2">POSA</th></tr> <tr><td>x POZZ.</td><td>SCATOLA</td></tr> <tr><td>CLS</td><td>PVC</td></tr> <tr><td>x FE</td><td>FE</td></tr> <tr><td>PVC</td><td>INCASSO</td></tr> <tr><td></td><td>ESTERNA</td></tr> </table>	POSA		x POZZ.	SCATOLA	CLS	PVC	x FE	FE	PVC	INCASSO		ESTERNA	<table border="1"> <tr><th colspan="2">DIMENSIONI</th></tr> <tr><td>H.</td><td>11 m</td></tr> <tr><td>L.</td><td></td></tr> <tr><td>AcZn</td><td></td></tr> <tr><td>x VERN.</td><td>nero</td></tr> </table>	DIMENSIONI		H.	11 m	L.		AcZn		x VERN.	nero																								
CARATT.MECCANICHE																																																											
PALO INC.	CLS																																																										
CILINDRICO	x FE																																																										
RASTREMATO	PVC																																																										
x CONICO	LEGNO																																																										
POSA																																																											
x POZZ.	SCATOLA																																																										
CLS	PVC																																																										
x FE	FE																																																										
PVC	INCASSO																																																										
	ESTERNA																																																										
DIMENSIONI																																																											
H.	11 m																																																										
L.																																																											
AcZn																																																											
x VERN.	nero																																																										
<table border="1"> <tr><th colspan="2">IDENTIFICAZIONE</th></tr> <tr><td colspan="2">COORD. GPS</td></tr> <tr><td>MARCA</td><td></td></tr> <tr><td>TIPO</td><td></td></tr> <tr><td>QUADRO</td><td></td></tr> </table> <p>Note: 2x</p>	IDENTIFICAZIONE		COORD. GPS		MARCA		TIPO		QUADRO		<table border="1"> <tr><th colspan="2">CARATT.ELETTRICHE</th></tr> <tr><td>IP</td><td></td></tr> <tr><td>CLASSE</td><td>1</td></tr> <tr><td>CUT OFF</td><td></td></tr> <tr><td>SEMI CUT OFF</td><td>x</td></tr> <tr><td>LINEA</td><td></td></tr> <tr><td>SEZ.</td><td></td></tr> <tr><td>x PE</td><td></td></tr> </table>	CARATT.ELETTRICHE		IP		CLASSE	1	CUT OFF		SEMI CUT OFF	x	LINEA		SEZ.		x PE		<table border="1"> <tr><th colspan="2">POSIZIONE</th></tr> <tr><td></td><td>SEDE STRADALE</td></tr> <tr><td></td><td>BANCHINA</td></tr> <tr><td>x</td><td>MARCIAPIEDE</td></tr> <tr><td></td><td>ALTRO</td></tr> </table> <p>Note: presa stagna per luminarie</p>	POSIZIONE			SEDE STRADALE		BANCHINA	x	MARCIAPIEDE		ALTRO	<table border="1"> <tr><th colspan="2">CONDIZIONI</th></tr> <tr><th colspan="2">SOSTEGNO</th></tr> <tr><td>☺</td><td>- ☺</td></tr> <tr><td></td><td>x</td></tr> <tr><th colspan="2">DIFFUSORE</th></tr> <tr><td>☺</td><td>- ☺</td></tr> <tr><td></td><td>x</td></tr> <tr><th colspan="2">GENERALE</th></tr> <tr><td>☺</td><td>- ☺</td></tr> <tr><td></td><td>x</td></tr> </table>	CONDIZIONI		SOSTEGNO		☺	- ☺		x	DIFFUSORE		☺	- ☺		x	GENERALE		☺	- ☺		x
IDENTIFICAZIONE																																																											
COORD. GPS																																																											
MARCA																																																											
TIPO																																																											
QUADRO																																																											
CARATT.ELETTRICHE																																																											
IP																																																											
CLASSE	1																																																										
CUT OFF																																																											
SEMI CUT OFF	x																																																										
LINEA																																																											
SEZ.																																																											
x PE																																																											
POSIZIONE																																																											
	SEDE STRADALE																																																										
	BANCHINA																																																										
x	MARCIAPIEDE																																																										
	ALTRO																																																										
CONDIZIONI																																																											
SOSTEGNO																																																											
☺	- ☺																																																										
	x																																																										
DIFFUSORE																																																											
☺	- ☺																																																										
	x																																																										
GENERALE																																																											
☺	- ☺																																																										
	x																																																										



<b>00</b>	PIANO REGOLATORE DELL' ILLUMINAZIONE COMUNALE – PRIC – DEL COMUNE DI SCURELLE (TN)		<i>censimento</i>	
	<b>SEZ</b>		Pag. 33 di 143	25_09_rel.doc

COD.	90	VIA XV Agosto			
	<b>CARATT.MECCANICHE</b>		<b>POSA</b>		<b>DIMENSIONI</b>
	<input type="checkbox"/> PALO INC.	<input type="checkbox"/> CLS	<input checked="" type="checkbox"/> POZZ.	<input type="checkbox"/> SCATOLA	<input type="checkbox"/> H. 11 m
	<input type="checkbox"/> CILINDRICO	<input checked="" type="checkbox"/> FE	<input type="checkbox"/> CLS	<input type="checkbox"/> PVC	<input type="checkbox"/> L.
	<input type="checkbox"/> RASTREMATO	<input type="checkbox"/> PVC	<input checked="" type="checkbox"/> FE	<input type="checkbox"/> FE	<input type="checkbox"/> AcZn
	<input checked="" type="checkbox"/> CONICO	<input type="checkbox"/> LEGNO	<input type="checkbox"/> PVC	<input type="checkbox"/> INCASSO	<input checked="" type="checkbox"/> VERN. nero
				<input type="checkbox"/> ESTERNA	
<b>IDENTIFICAZIONE</b>		<b>CARATT.ELETTRICHE</b>		<b>CONDIZIONI</b>	
COORD. GPS		<input type="checkbox"/> IP		SOSTEGNO	
		<input type="checkbox"/> CLASSE 1		<input type="checkbox"/> - <input checked="" type="checkbox"/>	
MARCA		<input type="checkbox"/> CUT OFF		<input type="checkbox"/> x	
TIPO		<input type="checkbox"/> SEMI CUT OFF		DIFFUSORE	
QUADRO		<input checked="" type="checkbox"/> LINEA		<input type="checkbox"/> - <input checked="" type="checkbox"/>	
Note: 2x		<input type="checkbox"/> SEZ.		<input type="checkbox"/> x	
		<input checked="" type="checkbox"/> PE		GENERALE	
				<input type="checkbox"/> - <input checked="" type="checkbox"/>	
				<input type="checkbox"/> x	
COD.	91	VIA Incrocio via Moschen			
	<b>CARATT.MECCANICHE</b>		<b>POSA</b>		<b>DIMENSIONI</b>
	<input type="checkbox"/> PALO	<input type="checkbox"/> CLS	<input checked="" type="checkbox"/> POZZ.	<input type="checkbox"/> SCATOLA	<input type="checkbox"/> H. 11 m
	<input type="checkbox"/> CILINDRICO	<input checked="" type="checkbox"/> FE	<input type="checkbox"/> CLS	<input type="checkbox"/> PVC	<input type="checkbox"/> L.
	<input type="checkbox"/> RASTREMATO	<input type="checkbox"/> PVC	<input checked="" type="checkbox"/> FE	<input type="checkbox"/> FE	<input type="checkbox"/> AcZn
	<input checked="" type="checkbox"/> CONICO	<input type="checkbox"/> LEGNO	<input type="checkbox"/> PVC	<input type="checkbox"/> INCASSO	<input checked="" type="checkbox"/> VERN. nero
				<input type="checkbox"/> ESTERNA	
<b>IDENTIFICAZIONE</b>		<b>CARATT.ELETTRICHE</b>		<b>CONDIZIONI</b>	
COORD. GPS		<input type="checkbox"/> IP		SOSTEGNO	
		<input type="checkbox"/> CLASSE 1		<input type="checkbox"/> - <input checked="" type="checkbox"/>	
MARCA		<input type="checkbox"/> CUT OFF		<input type="checkbox"/> x	
TIPO		<input type="checkbox"/> SEMI CUT OFF		DIFFUSORE	
QUADRO		<input checked="" type="checkbox"/> LINEA		<input type="checkbox"/> - <input checked="" type="checkbox"/>	
Note: 2x situato interno prop. privata		<input type="checkbox"/> SEZ.		<input type="checkbox"/> x	
		<input checked="" type="checkbox"/> PE		GENERALE	
				<input type="checkbox"/> - <input checked="" type="checkbox"/>	
				<input type="checkbox"/> x	
COD.	92	VIA XV Agosto			
	<b>CARATT.MECCANICHE</b>		<b>POSA</b>		<b>DIMENSIONI</b>
	<input type="checkbox"/> PALO	<input type="checkbox"/> CLS	<input checked="" type="checkbox"/> POZZ.	<input type="checkbox"/> SCATOLA	<input type="checkbox"/> H. 11 m
	<input type="checkbox"/> CILINDRICO	<input checked="" type="checkbox"/> FE	<input type="checkbox"/> CLS	<input type="checkbox"/> PVC	<input type="checkbox"/> L.
	<input type="checkbox"/> RASTREMATO	<input type="checkbox"/> PVC	<input checked="" type="checkbox"/> FE	<input type="checkbox"/> FE	<input type="checkbox"/> AcZn
	<input checked="" type="checkbox"/> CONICO	<input type="checkbox"/> LEGNO	<input type="checkbox"/> PVC	<input type="checkbox"/> INCASSO	<input checked="" type="checkbox"/> VERN. nero
				<input type="checkbox"/> ESTERNA	
<b>IDENTIFICAZIONE</b>		<b>CARATT.ELETTRICHE</b>		<b>CONDIZIONI</b>	
COORD. GPS		<input type="checkbox"/> IP		SOSTEGNO	
		<input type="checkbox"/> CLASSE 1		<input type="checkbox"/> - <input checked="" type="checkbox"/>	
MARCA		<input type="checkbox"/> CUT OFF		<input type="checkbox"/> x	
TIPO		<input type="checkbox"/> SEMI CUT OFF		DIFFUSORE	
QUADRO		<input checked="" type="checkbox"/> LINEA		<input type="checkbox"/> - <input checked="" type="checkbox"/>	
Note: 2x		<input type="checkbox"/> SEZ.		<input type="checkbox"/> x	
		<input checked="" type="checkbox"/> PE		GENERALE	
				<input type="checkbox"/> - <input checked="" type="checkbox"/>	
				<input type="checkbox"/> x	


<b>00</b>	PIANO REGOLATORE DELL'ILLUMINAZIONE COMUNALE – PRIC – DEL COMUNE DI SCURELLE (TN)	<i>censimento</i>	
<b>SEZ</b>		Pag. 34 di 143	25_09_rel.doc

COD.	93	VIA XV Agosto					
	<b>CARATT.MECCANICHE</b>		<b>POSA</b>				
	<input type="checkbox"/> PALO	<input type="checkbox"/> CLS	<input checked="" type="checkbox"/> POZZ.	<input type="checkbox"/> SCATOLA			
	<input type="checkbox"/> CILINDRICO	<input checked="" type="checkbox"/> FE	<input type="checkbox"/> CLS	<input type="checkbox"/> PVC			
	<input type="checkbox"/> RASTREMATO	<input type="checkbox"/> PVC	<input checked="" type="checkbox"/> FE	<input type="checkbox"/> FE			
	<input checked="" type="checkbox"/> CONICO	<input type="checkbox"/> LEGNO	<input type="checkbox"/> PVC	<input type="checkbox"/> INCASSO			
				<input type="checkbox"/> ESTERNA			
				<b>DIMENSIONI</b>			
				<input type="checkbox"/> H.	11 m		
				<input type="checkbox"/> L.			
				<input type="checkbox"/> AcZn			
			<input checked="" type="checkbox"/>	<input type="checkbox"/> VERN.	nero		
<b>IDENTIFICAZIONE</b>	<b>CARATT.ELETTRICHE</b>		<b>POSIZIONE</b>	<b>CONDIZIONI</b>			
COORD. GPS	<input type="checkbox"/> IP	<input type="checkbox"/>	<input type="checkbox"/> SEDE STRADALE	<b>SOSTEGNO</b>			
MARCA	<input type="checkbox"/> CLASSE	<input type="checkbox"/> 1	<input type="checkbox"/> BANCHINA	<input type="checkbox"/> -	<input type="checkbox"/>		
TIPO	<input type="checkbox"/> CUT OFF	<input type="checkbox"/>	<input checked="" type="checkbox"/> MARCIAPIEDE	<input type="checkbox"/>	<input checked="" type="checkbox"/>		
QUADRO	<input type="checkbox"/> SEMI CUT OFF	<input checked="" type="checkbox"/>	<input type="checkbox"/> ALTRO	<b>DIFFUSORE</b>			
Note: 2x situato interno prop. privata	<input type="checkbox"/> LINEA	<input type="checkbox"/>	Note: presa stagna per luminarie	<input type="checkbox"/> -	<input type="checkbox"/>		
	<input type="checkbox"/> SEZ.	<input type="checkbox"/>		<input type="checkbox"/>	<input checked="" type="checkbox"/>		
	<input checked="" type="checkbox"/> PE	<input type="checkbox"/>		<b>GENERALE</b>			
				<input type="checkbox"/> -	<input type="checkbox"/>		
				<input type="checkbox"/>	<input checked="" type="checkbox"/>		
COD.	94	VIA XV Agosto					
	<b>CARATT.MECCANICHE</b>		<b>POSA</b>	<b>DIMENSIONI</b>			
	<input type="checkbox"/> PALO INC.	<input type="checkbox"/> CLS	<input checked="" type="checkbox"/> POZZ.	<input type="checkbox"/> SCATOLA	<input type="checkbox"/> H.	11 m	
	<input type="checkbox"/> CILINDRICO	<input checked="" type="checkbox"/> FE	<input type="checkbox"/> CLS	<input type="checkbox"/> PVC	<input type="checkbox"/> L.		
	<input type="checkbox"/> RASTREMATO	<input type="checkbox"/> PVC	<input checked="" type="checkbox"/> FE	<input type="checkbox"/> FE	<input type="checkbox"/> AcZn		
	<input checked="" type="checkbox"/> CONICO	<input type="checkbox"/> LEGNO	<input type="checkbox"/> PVC	<input type="checkbox"/> INCASSO	<input checked="" type="checkbox"/>	<input type="checkbox"/> VERN.	nero
<b>IDENTIFICAZIONE</b>	<b>CARATT.ELETTRICHE</b>		<b>POSIZIONE</b>	<b>CONDIZIONI</b>			
COORD. GPS	<input type="checkbox"/> IP	<input type="checkbox"/>	<input type="checkbox"/> SEDE STRADALE	<b>SOSTEGNO</b>			
MARCA	<input type="checkbox"/> CLASSE	<input type="checkbox"/> 1	<input type="checkbox"/> BANCHINA	<input type="checkbox"/> -	<input type="checkbox"/>		
TIPO	<input type="checkbox"/> CUT OFF	<input type="checkbox"/>	<input checked="" type="checkbox"/> MARCIAPIEDE	<input type="checkbox"/>	<input checked="" type="checkbox"/>		
QUADRO	<input type="checkbox"/> SEMI CUT OFF	<input checked="" type="checkbox"/>	<input type="checkbox"/> ALTRO	<b>DIFFUSORE</b>			
Note: 2x Foro alla base Manca PE	<input type="checkbox"/> LINEA	<input type="checkbox"/>	Note:	<input type="checkbox"/> -	<input type="checkbox"/>		
	<input type="checkbox"/> SEZ.	<input type="checkbox"/>		<input type="checkbox"/>	<input checked="" type="checkbox"/>		
	<input type="checkbox"/> PE	<input type="checkbox"/>		<b>GENERALE</b>			
				<input type="checkbox"/> -	<input type="checkbox"/>		
				<input type="checkbox"/>	<input checked="" type="checkbox"/>		
COD.	95	VIA XV Agosto					
	<b>CARATT.MECCANICHE</b>		<b>POSA</b>	<b>DIMENSIONI</b>			
	<input type="checkbox"/> PALO	<input type="checkbox"/> CLS	<input checked="" type="checkbox"/> POZZ.	<input type="checkbox"/> SCATOLA	<input type="checkbox"/> H.	11 m	
	<input type="checkbox"/> CILINDRICO	<input checked="" type="checkbox"/> FE	<input type="checkbox"/> CLS	<input type="checkbox"/> PVC	<input type="checkbox"/> L.		
	<input type="checkbox"/> RASTREMATO	<input type="checkbox"/> PVC	<input checked="" type="checkbox"/> FE	<input type="checkbox"/> FE	<input type="checkbox"/> AcZn		
	<input checked="" type="checkbox"/> CONICO	<input type="checkbox"/> LEGNO	<input type="checkbox"/> PVC	<input type="checkbox"/> INCASSO	<input checked="" type="checkbox"/>	<input type="checkbox"/> VERN.	nero
<b>IDENTIFICAZIONE</b>	<b>CARATT.ELETTRICHE</b>		<b>POSIZIONE</b>	<b>CONDIZIONI</b>			
COORD. GPS	<input type="checkbox"/> IP	<input type="checkbox"/>	<input checked="" type="checkbox"/> SEDE STRADALE	<b>SOSTEGNO</b>			
MARCA	<input type="checkbox"/> CLASSE	<input type="checkbox"/> 1	<input type="checkbox"/> BANCHINA	<input type="checkbox"/> -	<input type="checkbox"/>		
TIPO	<input type="checkbox"/> CUT OFF	<input type="checkbox"/>	<input type="checkbox"/> MARCIAPIEDE	<input type="checkbox"/>	<input checked="" type="checkbox"/>		
QUADRO	<input type="checkbox"/> SEMI CUT OFF	<input checked="" type="checkbox"/>	<input type="checkbox"/> ALTRO	<b>DIFFUSORE</b>			
Note: 2x Doppia plafoniera	<input type="checkbox"/> LINEA	<input type="checkbox"/>	Note:	<input type="checkbox"/> -	<input type="checkbox"/>		
	<input type="checkbox"/> SEZ.	<input type="checkbox"/>		<input type="checkbox"/>	<input checked="" type="checkbox"/>		
	<input checked="" type="checkbox"/> PE	<input type="checkbox"/>		<b>GENERALE</b>			
				<input type="checkbox"/> -	<input type="checkbox"/>		
				<input type="checkbox"/>	<input checked="" type="checkbox"/>		




<b>00</b>	PIANO REGOLATORE DELL'ILLUMINAZIONE COMUNALE – PRIC – DEL COMUNE DI SCURELLE (TN)	<i>censimento</i>	
<b>SEZ</b>		Pag. 35 di 143	25_09_rel.doc

COD.	96	VIA	XV Agosto		
	<b>CARATT.MECCANICHE</b>		<b>POSA</b>		<b>DIMENSIONI</b>
	<input type="checkbox"/> PALO	<input type="checkbox"/> CLS	<input checked="" type="checkbox"/> POZZ.	<input type="checkbox"/> SCATOLA	<input type="checkbox"/> H. 11 m
	<input type="checkbox"/> CILINDRICO	<input checked="" type="checkbox"/> FE	<input type="checkbox"/> CLS	<input type="checkbox"/> PVC	<input type="checkbox"/> L.
	<input type="checkbox"/> RASTREMATO	<input type="checkbox"/> PVC	<input checked="" type="checkbox"/> FE	<input type="checkbox"/> FE	<input type="checkbox"/> AcZn
	<input checked="" type="checkbox"/> CONICO	<input type="checkbox"/> LEGNO	<input type="checkbox"/> PVC	<input type="checkbox"/> INCASSO	<input checked="" type="checkbox"/> VERN. nero
				<input type="checkbox"/> ESTERNA	
<b>IDENTIFICAZIONE</b>	<b>CARATT.ELETTRICHE</b>		<b>POSIZIONE</b>		<b>CONDIZIONI</b>
COORD. GPS	<input type="checkbox"/> IP		<input checked="" type="checkbox"/> SEDE STRADALE	<b>SOSTEGNO</b>	
MARCA	<input type="checkbox"/> CLASSE	<input type="checkbox"/> 1	<input type="checkbox"/> BANCHINA	<input type="checkbox"/> -	<input checked="" type="checkbox"/>
TIPO	<input type="checkbox"/> CUT OFF		<input type="checkbox"/> MARCIAPIEDE		<input checked="" type="checkbox"/>
QUADRO	<input type="checkbox"/> SEMI CUT OFF	<input checked="" type="checkbox"/>	<input type="checkbox"/> ALTRO	<b>DIFFUSORE</b>	
Note: 2x	<input type="checkbox"/> LINEA		Note:	<input type="checkbox"/> -	<input checked="" type="checkbox"/>
	<input type="checkbox"/> SEZ.				<input checked="" type="checkbox"/>
	<input checked="" type="checkbox"/> PE			<b>GENERALE</b>	
				<input type="checkbox"/> -	<input checked="" type="checkbox"/>
					<input checked="" type="checkbox"/>
COD.	97	VIA	XV Agosto		
	<b>CARATT.MECCANICHE</b>		<b>POSA</b>		<b>DIMENSIONI</b>
	<input type="checkbox"/> PALO	<input type="checkbox"/> CLS	<input checked="" type="checkbox"/> POZZ.	<input type="checkbox"/> SCATOLA	<input type="checkbox"/> H. 11 m
	<input type="checkbox"/> CILINDRICO	<input checked="" type="checkbox"/> FE	<input type="checkbox"/> CLS	<input type="checkbox"/> PVC	<input type="checkbox"/> L.
	<input type="checkbox"/> RASTREMATO	<input type="checkbox"/> PVC	<input checked="" type="checkbox"/> FE	<input type="checkbox"/> FE	<input type="checkbox"/> AcZn
	<input checked="" type="checkbox"/> CONICO	<input type="checkbox"/> LEGNO	<input type="checkbox"/> PVC	<input type="checkbox"/> INCASSO	<input checked="" type="checkbox"/> VERN. nero
				<input type="checkbox"/> ESTERNA	
<b>IDENTIFICAZIONE</b>	<b>CARATT.ELETTRICHE</b>		<b>POSIZIONE</b>		<b>CONDIZIONI</b>
COORD. GPS	<input type="checkbox"/> IP		<input type="checkbox"/> SEDE STRADALE	<b>SOSTEGNO</b>	
MARCA	<input type="checkbox"/> CLASSE	<input type="checkbox"/> 1	<input type="checkbox"/> BANCHINA	<input type="checkbox"/> -	<input checked="" type="checkbox"/>
TIPO	<input type="checkbox"/> CUT OFF		<input checked="" type="checkbox"/> MARCIAPIEDE		<input checked="" type="checkbox"/>
QUADRO	<input type="checkbox"/> SEMI CUT OFF	<input checked="" type="checkbox"/>	<input type="checkbox"/> ALTRO	<b>DIFFUSORE</b>	
Note: 2x	<input type="checkbox"/> LINEA		Note:	<input type="checkbox"/> -	<input checked="" type="checkbox"/>
	<input type="checkbox"/> SEZ.				<input checked="" type="checkbox"/>
	<input checked="" type="checkbox"/> PE			<b>GENERALE</b>	
				<input type="checkbox"/> -	<input checked="" type="checkbox"/>
					<input checked="" type="checkbox"/>
COD.	98	VIA	XV Agosto		
	<b>CARATT.MECCANICHE</b>		<b>POSA</b>		<b>DIMENSIONI</b>
	<input type="checkbox"/> PALO INC.	<input type="checkbox"/> CLS	<input checked="" type="checkbox"/> POZZ.	<input type="checkbox"/> SCATOLA	<input type="checkbox"/> H. 11 m
	<input type="checkbox"/> CILINDRICO	<input checked="" type="checkbox"/> FE	<input type="checkbox"/> CLS	<input type="checkbox"/> PVC	<input type="checkbox"/> L.
	<input type="checkbox"/> RASTREMATO	<input type="checkbox"/> PVC	<input checked="" type="checkbox"/> FE	<input type="checkbox"/> FE	<input type="checkbox"/> AcZn
	<input checked="" type="checkbox"/> CONICO	<input type="checkbox"/> LEGNO	<input type="checkbox"/> PVC	<input type="checkbox"/> INCASSO	<input checked="" type="checkbox"/> VERN. nero
				<input type="checkbox"/> ESTERNA	
<b>IDENTIFICAZIONE</b>	<b>CARATT.ELETTRICHE</b>		<b>POSIZIONE</b>		<b>CONDIZIONI</b>
COORD. GPS	<input type="checkbox"/> IP		<input type="checkbox"/> SEDE STRADALE	<b>SOSTEGNO</b>	
MARCA	<input type="checkbox"/> CLASSE	<input type="checkbox"/> 1	<input type="checkbox"/> BANCHINA	<input type="checkbox"/> -	<input checked="" type="checkbox"/>
TIPO	<input type="checkbox"/> CUT OFF		<input checked="" type="checkbox"/> MARCIAPIEDE		<input checked="" type="checkbox"/>
QUADRO	<input type="checkbox"/> SEMI CUT OFF	<input checked="" type="checkbox"/>	<input type="checkbox"/> ALTRO	<b>DIFFUSORE</b>	
Note: 2x	<input type="checkbox"/> LINEA		Note: presa stagna per luminarie	<input type="checkbox"/> -	<input checked="" type="checkbox"/>
	<input type="checkbox"/> SEZ.				<input checked="" type="checkbox"/>
	<input checked="" type="checkbox"/> PE			<b>GENERALE</b>	
				<input type="checkbox"/> -	<input checked="" type="checkbox"/>
					<input checked="" type="checkbox"/>

<b>00</b>	PIANO REGOLATORE DELL'ILLUMINAZIONE COMUNALE – PRIC – DEL COMUNE DI SCURELLE (TN)	<i>censimento</i>	
<b>SEZ</b>		Pag. 36 di 143	25_09_rel.doc

COD.	99	VIA XV Agosto																																																	
	<b>CARATT.MECCANICHE</b>	<b>POSA</b>	<b>DIMENSIONI</b>																																																
	<table border="1"> <tr><td>PALO INC.</td><td></td><td>CLS</td></tr> <tr><td>CILINDRICO</td><td>x</td><td>FE</td></tr> <tr><td>RASTREMATO</td><td></td><td>PVC</td></tr> <tr><td>x CONICO</td><td></td><td>LEGNO</td></tr> </table>	PALO INC.		CLS	CILINDRICO	x	FE	RASTREMATO		PVC	x CONICO		LEGNO	<table border="1"> <tr><td>x POZZ.</td><td>SCATOLA</td></tr> <tr><td>CLS</td><td>PVC</td></tr> <tr><td>x FE</td><td>FE</td></tr> <tr><td>PVC</td><td>INCASSO</td></tr> <tr><td></td><td>ESTERNA</td></tr> </table>	x POZZ.	SCATOLA	CLS	PVC	x FE	FE	PVC	INCASSO		ESTERNA	<table border="1"> <tr><td>H.</td><td>11 m</td></tr> <tr><td>L.</td><td></td></tr> <tr><td>AcZn</td><td></td></tr> <tr><td>x VERN.</td><td>nero</td></tr> </table>	H.	11 m	L.		AcZn		x VERN.	nero																		
PALO INC.		CLS																																																	
CILINDRICO	x	FE																																																	
RASTREMATO		PVC																																																	
x CONICO		LEGNO																																																	
x POZZ.	SCATOLA																																																		
CLS	PVC																																																		
x FE	FE																																																		
PVC	INCASSO																																																		
	ESTERNA																																																		
H.	11 m																																																		
L.																																																			
AcZn																																																			
x VERN.	nero																																																		
<b>IDENTIFICAZIONE</b>	<b>CARATT.ELETTRICHE</b>	<b>POSIZIONE</b>	<b>CONDIZIONI</b>																																																
<table border="1"> <tr><td colspan="2">COORD. GPS</td></tr> <tr><td>MARCA</td><td></td></tr> <tr><td>TIPO</td><td></td></tr> <tr><td>QUADRO</td><td></td></tr> </table> <p>Note: 2x</p>	COORD. GPS		MARCA		TIPO		QUADRO		<table border="1"> <tr><td>IP</td><td></td></tr> <tr><td>CLASSE</td><td>1</td></tr> <tr><td>CUT OFF</td><td></td></tr> <tr><td>SEMI CUT OFF</td><td>x</td></tr> <tr><td>LINEA</td><td></td></tr> <tr><td>SEZ.</td><td></td></tr> <tr><td>x PE</td><td></td></tr> </table>	IP		CLASSE	1	CUT OFF		SEMI CUT OFF	x	LINEA		SEZ.		x PE		<table border="1"> <tr><td>SEDE STRADALE</td><td></td></tr> <tr><td>BANCHINA</td><td></td></tr> <tr><td>x MARCIAPIEDE</td><td></td></tr> <tr><td>ALTRO</td><td></td></tr> </table> <p>Note: presa stagna per luminarie</p>	SEDE STRADALE		BANCHINA		x MARCIAPIEDE		ALTRO		<table border="1"> <tr><td colspan="2">SOSTEGNO</td></tr> <tr><td>☐</td><td>- ☐</td></tr> <tr><td></td><td>x</td></tr> <tr><td colspan="2">DIFFUSORE</td></tr> <tr><td>☐</td><td>- ☐</td></tr> <tr><td></td><td>x</td></tr> <tr><td colspan="2">GENERALE</td></tr> <tr><td>☐</td><td>- ☐</td></tr> <tr><td></td><td>x</td></tr> </table>	SOSTEGNO		☐	- ☐		x	DIFFUSORE		☐	- ☐		x	GENERALE		☐	- ☐		x
COORD. GPS																																																			
MARCA																																																			
TIPO																																																			
QUADRO																																																			
IP																																																			
CLASSE	1																																																		
CUT OFF																																																			
SEMI CUT OFF	x																																																		
LINEA																																																			
SEZ.																																																			
x PE																																																			
SEDE STRADALE																																																			
BANCHINA																																																			
x MARCIAPIEDE																																																			
ALTRO																																																			
SOSTEGNO																																																			
☐	- ☐																																																		
	x																																																		
DIFFUSORE																																																			
☐	- ☐																																																		
	x																																																		
GENERALE																																																			
☐	- ☐																																																		
	x																																																		
COD.	100	VIA Parcaggio cimitero																																																	
	<b>CARATT.MECCANICHE</b>	<b>POSA</b>	<b>DIMENSIONI</b>																																																
	<table border="1"> <tr><td>PALO</td><td></td><td>CLS</td></tr> <tr><td>CILINDRICO</td><td>x</td><td>FE</td></tr> <tr><td>x RASTREMATO</td><td></td><td>PVC</td></tr> <tr><td>CONICO</td><td></td><td>LEGNO</td></tr> </table>	PALO		CLS	CILINDRICO	x	FE	x RASTREMATO		PVC	CONICO		LEGNO	<table border="1"> <tr><td>x POZZ.</td><td>SCATOLA</td></tr> <tr><td>x CLS</td><td>PVC</td></tr> <tr><td>FE</td><td>FE</td></tr> <tr><td>PVC</td><td>INCASSO</td></tr> <tr><td></td><td>ESTERNA</td></tr> </table>	x POZZ.	SCATOLA	x CLS	PVC	FE	FE	PVC	INCASSO		ESTERNA	<table border="1"> <tr><td>H.</td><td>4 m</td></tr> <tr><td>L.</td><td></td></tr> <tr><td>x AcZn</td><td></td></tr> <tr><td>VERN.</td><td></td></tr> </table>	H.	4 m	L.		x AcZn		VERN.																			
PALO		CLS																																																	
CILINDRICO	x	FE																																																	
x RASTREMATO		PVC																																																	
CONICO		LEGNO																																																	
x POZZ.	SCATOLA																																																		
x CLS	PVC																																																		
FE	FE																																																		
PVC	INCASSO																																																		
	ESTERNA																																																		
H.	4 m																																																		
L.																																																			
x AcZn																																																			
VERN.																																																			
<b>IDENTIFICAZIONE</b>	<b>CARATT.ELETTRICHE</b>	<b>POSIZIONE</b>	<b>CONDIZIONI</b>																																																
<table border="1"> <tr><td colspan="2">COORD. GPS</td></tr> <tr><td>MARCA</td><td></td></tr> <tr><td>TIPO</td><td></td></tr> <tr><td>QUADRO</td><td></td></tr> </table> <p>Note: globo</p>	COORD. GPS		MARCA		TIPO		QUADRO		<table border="1"> <tr><td>IP</td><td></td></tr> <tr><td>CLASSE</td><td>1</td></tr> <tr><td>CUT OFF</td><td></td></tr> <tr><td>SEMI CUT OFF</td><td></td></tr> <tr><td>LINEA</td><td></td></tr> <tr><td>SEZ.</td><td></td></tr> <tr><td>x PE</td><td></td></tr> </table>	IP		CLASSE	1	CUT OFF		SEMI CUT OFF		LINEA		SEZ.		x PE		<table border="1"> <tr><td>SEDE STRADALE</td><td></td></tr> <tr><td>BANCHINA</td><td></td></tr> <tr><td>MARCIAPIEDE</td><td></td></tr> <tr><td>x ALTRO: parcheggio</td><td></td></tr> </table> <p>Note:</p>	SEDE STRADALE		BANCHINA		MARCIAPIEDE		x ALTRO: parcheggio		<table border="1"> <tr><td colspan="2">SOSTEGNO</td></tr> <tr><td>☐</td><td>- ☐</td></tr> <tr><td></td><td>x</td></tr> <tr><td colspan="2">DIFFUSORE</td></tr> <tr><td>☐</td><td>- ☐</td></tr> <tr><td></td><td>x</td></tr> <tr><td colspan="2">GENERALE</td></tr> <tr><td>☐</td><td>- ☐</td></tr> <tr><td></td><td>x</td></tr> </table>	SOSTEGNO		☐	- ☐		x	DIFFUSORE		☐	- ☐		x	GENERALE		☐	- ☐		x
COORD. GPS																																																			
MARCA																																																			
TIPO																																																			
QUADRO																																																			
IP																																																			
CLASSE	1																																																		
CUT OFF																																																			
SEMI CUT OFF																																																			
LINEA																																																			
SEZ.																																																			
x PE																																																			
SEDE STRADALE																																																			
BANCHINA																																																			
MARCIAPIEDE																																																			
x ALTRO: parcheggio																																																			
SOSTEGNO																																																			
☐	- ☐																																																		
	x																																																		
DIFFUSORE																																																			
☐	- ☐																																																		
	x																																																		
GENERALE																																																			
☐	- ☐																																																		
	x																																																		
COD.	101	VIA Parcaggio cimitero																																																	
	<b>CARATT.MECCANICHE</b>	<b>POSA</b>	<b>DIMENSIONI</b>																																																
	<table border="1"> <tr><td>PALO</td><td></td><td>CLS</td></tr> <tr><td>CILINDRICO</td><td>x</td><td>FE</td></tr> <tr><td>x RASTREMATO</td><td></td><td>PVC</td></tr> <tr><td>CONICO</td><td></td><td>LEGNO</td></tr> </table>	PALO		CLS	CILINDRICO	x	FE	x RASTREMATO		PVC	CONICO		LEGNO	<table border="1"> <tr><td>x POZZ.</td><td>SCATOLA</td></tr> <tr><td>x CLS</td><td>PVC</td></tr> <tr><td>FE</td><td>FE</td></tr> <tr><td>PVC</td><td>INCASSO</td></tr> <tr><td></td><td>ESTERNA</td></tr> </table>	x POZZ.	SCATOLA	x CLS	PVC	FE	FE	PVC	INCASSO		ESTERNA	<table border="1"> <tr><td>H.</td><td>4 m</td></tr> <tr><td>L.</td><td></td></tr> <tr><td>x AcZn</td><td></td></tr> <tr><td>VERN.</td><td></td></tr> </table>	H.	4 m	L.		x AcZn		VERN.																			
PALO		CLS																																																	
CILINDRICO	x	FE																																																	
x RASTREMATO		PVC																																																	
CONICO		LEGNO																																																	
x POZZ.	SCATOLA																																																		
x CLS	PVC																																																		
FE	FE																																																		
PVC	INCASSO																																																		
	ESTERNA																																																		
H.	4 m																																																		
L.																																																			
x AcZn																																																			
VERN.																																																			
<b>IDENTIFICAZIONE</b>	<b>CARATT.ELETTRICHE</b>	<b>POSIZIONE</b>	<b>CONDIZIONI</b>																																																
<table border="1"> <tr><td colspan="2">COORD. GPS</td></tr> <tr><td>MARCA</td><td></td></tr> <tr><td>TIPO</td><td></td></tr> <tr><td>QUADRO</td><td></td></tr> </table> <p>Note: globo</p>	COORD. GPS		MARCA		TIPO		QUADRO		<table border="1"> <tr><td>IP</td><td></td></tr> <tr><td>CLASSE</td><td>1</td></tr> <tr><td>CUT OFF</td><td></td></tr> <tr><td>SEMI CUT OFF</td><td></td></tr> <tr><td>LINEA</td><td></td></tr> <tr><td>SEZ.</td><td></td></tr> <tr><td>x PE</td><td></td></tr> </table>	IP		CLASSE	1	CUT OFF		SEMI CUT OFF		LINEA		SEZ.		x PE		<table border="1"> <tr><td>SEDE STRADALE</td><td></td></tr> <tr><td>BANCHINA</td><td></td></tr> <tr><td>MARCIAPIEDE</td><td></td></tr> <tr><td>x ALTRO: parcheggio</td><td></td></tr> </table> <p>Note:</p>	SEDE STRADALE		BANCHINA		MARCIAPIEDE		x ALTRO: parcheggio		<table border="1"> <tr><td colspan="2">SOSTEGNO</td></tr> <tr><td>☐</td><td>- ☐</td></tr> <tr><td></td><td>x</td></tr> <tr><td colspan="2">DIFFUSORE</td></tr> <tr><td>☐</td><td>- ☐</td></tr> <tr><td></td><td>x</td></tr> <tr><td colspan="2">GENERALE</td></tr> <tr><td>☐</td><td>- ☐</td></tr> <tr><td></td><td>x</td></tr> </table>	SOSTEGNO		☐	- ☐		x	DIFFUSORE		☐	- ☐		x	GENERALE		☐	- ☐		x
COORD. GPS																																																			
MARCA																																																			
TIPO																																																			
QUADRO																																																			
IP																																																			
CLASSE	1																																																		
CUT OFF																																																			
SEMI CUT OFF																																																			
LINEA																																																			
SEZ.																																																			
x PE																																																			
SEDE STRADALE																																																			
BANCHINA																																																			
MARCIAPIEDE																																																			
x ALTRO: parcheggio																																																			
SOSTEGNO																																																			
☐	- ☐																																																		
	x																																																		
DIFFUSORE																																																			
☐	- ☐																																																		
	x																																																		
GENERALE																																																			
☐	- ☐																																																		
	x																																																		

<b>00</b>	PIANO REGOLATORE DELL'ILLUMINAZIONE COMUNALE – PRIC – DEL COMUNE DI SCURELLE (TN)	<i>censimento</i>	
<b>SEZ</b>		Pag. 37 di 143	25_09_rel.doc


COD.	102	VIA Parceggio cimitero		
	<b>CARATT.MECCANICHE</b>		<b>POSA</b>	
	<input type="checkbox"/> PALO	<input type="checkbox"/> CLS	<input checked="" type="checkbox"/> POZZ.	<input type="checkbox"/> SCATOLA
	<input type="checkbox"/> CILINDRICO	<input checked="" type="checkbox"/> FE	<input checked="" type="checkbox"/> CLS	<input type="checkbox"/> PVC
	<input checked="" type="checkbox"/> RASTREMATO	<input type="checkbox"/> PVC	<input type="checkbox"/> FE	<input type="checkbox"/> FE
	<input type="checkbox"/> CONICO	<input type="checkbox"/> LEGNO	<input type="checkbox"/> PVC	<input type="checkbox"/> INCASSO
				<input type="checkbox"/> ESTERNA
<b>IDENTIFICAZIONE</b>		<b>CARATT.ELETTRICHE</b>		
COORD. GPS		<input type="checkbox"/> IP		
		<input type="checkbox"/> CLASSE		<input type="checkbox"/> 1
MARCA		<input type="checkbox"/> CUT OFF		
TIPO		<input type="checkbox"/> SEMI CUT OFF		
QUADRO		<input type="checkbox"/> LINEA		
Note: globo		<input type="checkbox"/> SEZ.		
		<input checked="" type="checkbox"/> PE		
		<b>POSIZIONE</b>		
		<input type="checkbox"/> SEDE STRADALE		
		<input type="checkbox"/> BANCHINA		
		<input type="checkbox"/> MARCIAPIEDE		
		<input checked="" type="checkbox"/> ALTRO: parcheggio		
		Note:		
		<b>CONDIZIONI</b>		
		<b>SOSTEGNO</b>		
		<input type="checkbox"/>	<input type="checkbox"/>	<input type="checkbox"/>
				<input checked="" type="checkbox"/>
		<b>DIFFUSORE</b>		
		<input type="checkbox"/>	<input type="checkbox"/>	<input type="checkbox"/>
				<input checked="" type="checkbox"/>
		<b>GENERALE</b>		
		<input type="checkbox"/>	<input type="checkbox"/>	<input type="checkbox"/>
				<input checked="" type="checkbox"/>
COD.	103	VIA Parceggio cimitero		
	<b>CARATT.MECCANICHE</b>		<b>POSA</b>	
	<input type="checkbox"/> PALO	<input type="checkbox"/> CLS	<input checked="" type="checkbox"/> POZZ.	<input type="checkbox"/> SCATOLA
	<input type="checkbox"/> CILINDRICO	<input checked="" type="checkbox"/> FE	<input checked="" type="checkbox"/> CLS	<input type="checkbox"/> PVC
	<input checked="" type="checkbox"/> RASTREMATO	<input type="checkbox"/> PVC	<input type="checkbox"/> FE	<input type="checkbox"/> FE
	<input type="checkbox"/> CONICO	<input type="checkbox"/> LEGNO	<input type="checkbox"/> PVC	<input type="checkbox"/> INCASSO
				<input type="checkbox"/> ESTERNA
<b>IDENTIFICAZIONE</b>		<b>CARATT.ELETTRICHE</b>		
COORD. GPS		<input type="checkbox"/> IP		
		<input type="checkbox"/> CLASSE		<input type="checkbox"/> 1
MARCA		<input type="checkbox"/> CUT OFF		
TIPO		<input type="checkbox"/> SEMI CUT OFF		
QUADRO		<input type="checkbox"/> LINEA		
Note: globo		<input type="checkbox"/> SEZ.		
		<input checked="" type="checkbox"/> PE		
		<b>POSIZIONE</b>		
		<input type="checkbox"/> SEDE STRADALE		
		<input type="checkbox"/> BANCHINA		
		<input type="checkbox"/> MARCIAPIEDE		
		<input checked="" type="checkbox"/> ALTRO: parcheggio		
		Note:		
		<b>CONDIZIONI</b>		
		<b>SOSTEGNO</b>		
		<input type="checkbox"/>	<input type="checkbox"/>	<input type="checkbox"/>
				<input checked="" type="checkbox"/>
		<b>DIFFUSORE</b>		
		<input type="checkbox"/>	<input type="checkbox"/>	<input type="checkbox"/>
				<input checked="" type="checkbox"/>
		<b>GENERALE</b>		
		<input type="checkbox"/>	<input type="checkbox"/>	<input type="checkbox"/>
				<input checked="" type="checkbox"/>
COD.	104	VIA Parceggio cimitero		
	<b>CARATT.MECCANICHE</b>		<b>POSA</b>	
	<input type="checkbox"/> PALO	<input type="checkbox"/> CLS	<input checked="" type="checkbox"/> POZZ.	<input type="checkbox"/> SCATOLA
	<input type="checkbox"/> CILINDRICO	<input checked="" type="checkbox"/> FE	<input checked="" type="checkbox"/> CLS	<input type="checkbox"/> PVC
	<input checked="" type="checkbox"/> RASTREMATO	<input type="checkbox"/> PVC	<input type="checkbox"/> FE	<input type="checkbox"/> FE
	<input type="checkbox"/> CONICO	<input type="checkbox"/> LEGNO	<input type="checkbox"/> PVC	<input type="checkbox"/> INCASSO
				<input type="checkbox"/> ESTERNA
<b>IDENTIFICAZIONE</b>		<b>CARATT.ELETTRICHE</b>		
COORD. GPS		<input type="checkbox"/> IP		
		<input type="checkbox"/> CLASSE		<input type="checkbox"/> 1
MARCA		<input type="checkbox"/> CUT OFF		
TIPO		<input type="checkbox"/> SEMI CUT OFF		
QUADRO		<input type="checkbox"/> LINEA		
Note: globo		<input type="checkbox"/> SEZ.		
		<input checked="" type="checkbox"/> PE		
		<b>POSIZIONE</b>		
		<input type="checkbox"/> SEDE STRADALE		
		<input type="checkbox"/> BANCHINA		
		<input type="checkbox"/> MARCIAPIEDE		
		<input checked="" type="checkbox"/> ALTRO: parcheggio		
		Note:		
		<b>CONDIZIONI</b>		
		<b>SOSTEGNO</b>		
		<input type="checkbox"/>	<input type="checkbox"/>	<input type="checkbox"/>
				<input checked="" type="checkbox"/>
		<b>DIFFUSORE</b>		
		<input type="checkbox"/>	<input type="checkbox"/>	<input type="checkbox"/>
				<input checked="" type="checkbox"/>
		<b>GENERALE</b>		
		<input type="checkbox"/>	<input type="checkbox"/>	<input type="checkbox"/>
				<input checked="" type="checkbox"/>


<b>00</b>	PIANO REGOLATORE DELL'ILLUMINAZIONE COMUNALE – PRIC – DEL COMUNE DI SCURELLE (TN)	<i>censimento</i>	
<b>SEZ</b>		Pag. 38 di 143	25_09_rel.doc


COD.	105	VIA Parceggio cimitero																																																																			
	<table border="1"> <tr><td colspan="2"><b>CARATT.MECCANICHE</b></td></tr> <tr><td>PALO</td><td>CLS</td></tr> <tr><td>CILINDRICO</td><td><input checked="" type="checkbox"/> FE</td></tr> <tr><td><input checked="" type="checkbox"/> RASTREMATO</td><td>PVC</td></tr> <tr><td>CONICO</td><td>LEGNO</td></tr> </table>	<b>CARATT.MECCANICHE</b>		PALO	CLS	CILINDRICO	<input checked="" type="checkbox"/> FE	<input checked="" type="checkbox"/> RASTREMATO	PVC	CONICO	LEGNO	<table border="1"> <tr><td colspan="2"><b>POSA</b></td></tr> <tr><td><input checked="" type="checkbox"/> POZZ.</td><td>SCATOLA</td></tr> <tr><td><input checked="" type="checkbox"/> CLS</td><td>PVC</td></tr> <tr><td>FE</td><td>FE</td></tr> <tr><td>PVC</td><td>INCASSO</td></tr> <tr><td></td><td>ESTERNA</td></tr> </table>	<b>POSA</b>		<input checked="" type="checkbox"/> POZZ.	SCATOLA	<input checked="" type="checkbox"/> CLS	PVC	FE	FE	PVC	INCASSO		ESTERNA	<table border="1"> <tr><td colspan="3"><b>DIMENSIONI</b></td></tr> <tr><td>H.</td><td></td><td>4 m</td></tr> <tr><td>L.</td><td></td><td></td></tr> <tr><td><input checked="" type="checkbox"/> AcZn</td><td></td><td></td></tr> <tr><td>VERN.</td><td></td><td></td></tr> </table>	<b>DIMENSIONI</b>			H.		4 m	L.			<input checked="" type="checkbox"/> AcZn			VERN.																															
<b>CARATT.MECCANICHE</b>																																																																					
PALO	CLS																																																																				
CILINDRICO	<input checked="" type="checkbox"/> FE																																																																				
<input checked="" type="checkbox"/> RASTREMATO	PVC																																																																				
CONICO	LEGNO																																																																				
<b>POSA</b>																																																																					
<input checked="" type="checkbox"/> POZZ.	SCATOLA																																																																				
<input checked="" type="checkbox"/> CLS	PVC																																																																				
FE	FE																																																																				
PVC	INCASSO																																																																				
	ESTERNA																																																																				
<b>DIMENSIONI</b>																																																																					
H.		4 m																																																																			
L.																																																																					
<input checked="" type="checkbox"/> AcZn																																																																					
VERN.																																																																					
<table border="1"> <tr><td colspan="2"><b>IDENTIFICAZIONE</b></td></tr> <tr><td colspan="2">COORD. GPS</td></tr> <tr><td>MARCA</td><td></td></tr> <tr><td>TIPO</td><td></td></tr> <tr><td>QUADRO</td><td></td></tr> </table> <p>Note: globo</p>	<b>IDENTIFICAZIONE</b>		COORD. GPS		MARCA		TIPO		QUADRO		<table border="1"> <tr><td colspan="2"><b>CARATT.ELETTRICHE</b></td></tr> <tr><td>IP</td><td></td></tr> <tr><td>CLASSE</td><td>1</td></tr> <tr><td>CUT OFF</td><td></td></tr> <tr><td>SEMI CUT OFF</td><td></td></tr> <tr><td>LINEA</td><td></td></tr> <tr><td>SEZ.</td><td></td></tr> <tr><td><input checked="" type="checkbox"/> PE</td><td></td></tr> </table>	<b>CARATT.ELETTRICHE</b>		IP		CLASSE	1	CUT OFF		SEMI CUT OFF		LINEA		SEZ.		<input checked="" type="checkbox"/> PE		<table border="1"> <tr><td colspan="2"><b>POSIZIONE</b></td></tr> <tr><td>SEDE STRADALE</td><td></td></tr> <tr><td>BANCHINA</td><td></td></tr> <tr><td>MARCIAPIEDE</td><td></td></tr> <tr><td><input checked="" type="checkbox"/> ALTRO: parcheggio</td><td></td></tr> </table> <p>Note:</p>	<b>POSIZIONE</b>		SEDE STRADALE		BANCHINA		MARCIAPIEDE		<input checked="" type="checkbox"/> ALTRO: parcheggio		<table border="1"> <tr><td colspan="3"><b>CONDIZIONI</b></td></tr> <tr><td colspan="3">SOSTEGNO</td></tr> <tr><td><input type="checkbox"/></td><td>-</td><td><input type="checkbox"/></td></tr> <tr><td></td><td></td><td><input checked="" type="checkbox"/></td></tr> <tr><td colspan="3">DIFFUSORE</td></tr> <tr><td><input type="checkbox"/></td><td>-</td><td><input type="checkbox"/></td></tr> <tr><td></td><td></td><td><input checked="" type="checkbox"/></td></tr> <tr><td colspan="3">GENERALE</td></tr> <tr><td><input type="checkbox"/></td><td>-</td><td><input type="checkbox"/></td></tr> <tr><td></td><td></td><td><input checked="" type="checkbox"/></td></tr> </table>	<b>CONDIZIONI</b>			SOSTEGNO			<input type="checkbox"/>	-	<input type="checkbox"/>			<input checked="" type="checkbox"/>	DIFFUSORE			<input type="checkbox"/>	-	<input type="checkbox"/>			<input checked="" type="checkbox"/>	GENERALE			<input type="checkbox"/>	-	<input type="checkbox"/>			<input checked="" type="checkbox"/>
<b>IDENTIFICAZIONE</b>																																																																					
COORD. GPS																																																																					
MARCA																																																																					
TIPO																																																																					
QUADRO																																																																					
<b>CARATT.ELETTRICHE</b>																																																																					
IP																																																																					
CLASSE	1																																																																				
CUT OFF																																																																					
SEMI CUT OFF																																																																					
LINEA																																																																					
SEZ.																																																																					
<input checked="" type="checkbox"/> PE																																																																					
<b>POSIZIONE</b>																																																																					
SEDE STRADALE																																																																					
BANCHINA																																																																					
MARCIAPIEDE																																																																					
<input checked="" type="checkbox"/> ALTRO: parcheggio																																																																					
<b>CONDIZIONI</b>																																																																					
SOSTEGNO																																																																					
<input type="checkbox"/>	-	<input type="checkbox"/>																																																																			
		<input checked="" type="checkbox"/>																																																																			
DIFFUSORE																																																																					
<input type="checkbox"/>	-	<input type="checkbox"/>																																																																			
		<input checked="" type="checkbox"/>																																																																			
GENERALE																																																																					
<input type="checkbox"/>	-	<input type="checkbox"/>																																																																			
		<input checked="" type="checkbox"/>																																																																			
COD.	106	VIA Parceggio cimitero																																																																			
	<table border="1"> <tr><td colspan="2"><b>CARATT.MECCANICHE</b></td></tr> <tr><td>PALO</td><td>CLS</td></tr> <tr><td>CILINDRICO</td><td><input checked="" type="checkbox"/> FE</td></tr> <tr><td><input checked="" type="checkbox"/> RASTREMATO</td><td>PVC</td></tr> <tr><td>CONICO</td><td>LEGNO</td></tr> </table>	<b>CARATT.MECCANICHE</b>		PALO	CLS	CILINDRICO	<input checked="" type="checkbox"/> FE	<input checked="" type="checkbox"/> RASTREMATO	PVC	CONICO	LEGNO	<table border="1"> <tr><td colspan="2"><b>POSA</b></td></tr> <tr><td><input checked="" type="checkbox"/> POZZ.</td><td>SCATOLA</td></tr> <tr><td><input checked="" type="checkbox"/> CLS</td><td>PVC</td></tr> <tr><td>FE</td><td>FE</td></tr> <tr><td>PVC</td><td>INCASSO</td></tr> <tr><td></td><td>ESTERNA</td></tr> </table>	<b>POSA</b>		<input checked="" type="checkbox"/> POZZ.	SCATOLA	<input checked="" type="checkbox"/> CLS	PVC	FE	FE	PVC	INCASSO		ESTERNA	<table border="1"> <tr><td colspan="3"><b>DIMENSIONI</b></td></tr> <tr><td>H.</td><td></td><td>4 m</td></tr> <tr><td>L.</td><td></td><td></td></tr> <tr><td><input checked="" type="checkbox"/> AcZn</td><td></td><td></td></tr> <tr><td>VERN.</td><td></td><td></td></tr> </table>	<b>DIMENSIONI</b>			H.		4 m	L.			<input checked="" type="checkbox"/> AcZn			VERN.																															
<b>CARATT.MECCANICHE</b>																																																																					
PALO	CLS																																																																				
CILINDRICO	<input checked="" type="checkbox"/> FE																																																																				
<input checked="" type="checkbox"/> RASTREMATO	PVC																																																																				
CONICO	LEGNO																																																																				
<b>POSA</b>																																																																					
<input checked="" type="checkbox"/> POZZ.	SCATOLA																																																																				
<input checked="" type="checkbox"/> CLS	PVC																																																																				
FE	FE																																																																				
PVC	INCASSO																																																																				
	ESTERNA																																																																				
<b>DIMENSIONI</b>																																																																					
H.		4 m																																																																			
L.																																																																					
<input checked="" type="checkbox"/> AcZn																																																																					
VERN.																																																																					
<table border="1"> <tr><td colspan="2"><b>IDENTIFICAZIONE</b></td></tr> <tr><td colspan="2">COORD. GPS</td></tr> <tr><td>MARCA</td><td></td></tr> <tr><td>TIPO</td><td></td></tr> <tr><td>QUADRO</td><td></td></tr> </table> <p>Note: globo</p>	<b>IDENTIFICAZIONE</b>		COORD. GPS		MARCA		TIPO		QUADRO		<table border="1"> <tr><td colspan="2"><b>CARATT.ELETTRICHE</b></td></tr> <tr><td>IP</td><td></td></tr> <tr><td>CLASSE</td><td>1</td></tr> <tr><td>CUT OFF</td><td></td></tr> <tr><td>SEMI CUT OFF</td><td></td></tr> <tr><td>LINEA</td><td></td></tr> <tr><td>SEZ.</td><td></td></tr> <tr><td><input checked="" type="checkbox"/> PE</td><td></td></tr> </table>	<b>CARATT.ELETTRICHE</b>		IP		CLASSE	1	CUT OFF		SEMI CUT OFF		LINEA		SEZ.		<input checked="" type="checkbox"/> PE		<table border="1"> <tr><td colspan="2"><b>POSIZIONE</b></td></tr> <tr><td>SEDE STRADALE</td><td></td></tr> <tr><td>BANCHINA</td><td></td></tr> <tr><td>MARCIAPIEDE</td><td></td></tr> <tr><td><input checked="" type="checkbox"/> ALTRO: parcheggio</td><td></td></tr> </table> <p>Note:</p>	<b>POSIZIONE</b>		SEDE STRADALE		BANCHINA		MARCIAPIEDE		<input checked="" type="checkbox"/> ALTRO: parcheggio		<table border="1"> <tr><td colspan="3"><b>CONDIZIONI</b></td></tr> <tr><td colspan="3">SOSTEGNO</td></tr> <tr><td><input type="checkbox"/></td><td>-</td><td><input type="checkbox"/></td></tr> <tr><td></td><td></td><td><input checked="" type="checkbox"/></td></tr> <tr><td colspan="3">DIFFUSORE</td></tr> <tr><td><input type="checkbox"/></td><td>-</td><td><input type="checkbox"/></td></tr> <tr><td></td><td></td><td><input checked="" type="checkbox"/></td></tr> <tr><td colspan="3">GENERALE</td></tr> <tr><td><input type="checkbox"/></td><td>-</td><td><input type="checkbox"/></td></tr> <tr><td></td><td></td><td><input checked="" type="checkbox"/></td></tr> </table>	<b>CONDIZIONI</b>			SOSTEGNO			<input type="checkbox"/>	-	<input type="checkbox"/>			<input checked="" type="checkbox"/>	DIFFUSORE			<input type="checkbox"/>	-	<input type="checkbox"/>			<input checked="" type="checkbox"/>	GENERALE			<input type="checkbox"/>	-	<input type="checkbox"/>			<input checked="" type="checkbox"/>
<b>IDENTIFICAZIONE</b>																																																																					
COORD. GPS																																																																					
MARCA																																																																					
TIPO																																																																					
QUADRO																																																																					
<b>CARATT.ELETTRICHE</b>																																																																					
IP																																																																					
CLASSE	1																																																																				
CUT OFF																																																																					
SEMI CUT OFF																																																																					
LINEA																																																																					
SEZ.																																																																					
<input checked="" type="checkbox"/> PE																																																																					
<b>POSIZIONE</b>																																																																					
SEDE STRADALE																																																																					
BANCHINA																																																																					
MARCIAPIEDE																																																																					
<input checked="" type="checkbox"/> ALTRO: parcheggio																																																																					
<b>CONDIZIONI</b>																																																																					
SOSTEGNO																																																																					
<input type="checkbox"/>	-	<input type="checkbox"/>																																																																			
		<input checked="" type="checkbox"/>																																																																			
DIFFUSORE																																																																					
<input type="checkbox"/>	-	<input type="checkbox"/>																																																																			
		<input checked="" type="checkbox"/>																																																																			
GENERALE																																																																					
<input type="checkbox"/>	-	<input type="checkbox"/>																																																																			
		<input checked="" type="checkbox"/>																																																																			
COD.	107	VIA Cimitero																																																																			
	<table border="1"> <tr><td colspan="2"><b>CARATT.MECCANICHE</b></td></tr> <tr><td>PALO</td><td>CLS</td></tr> <tr><td>CILINDRICO</td><td><input checked="" type="checkbox"/> FE</td></tr> <tr><td><input checked="" type="checkbox"/> RASTREMATO</td><td>PVC</td></tr> <tr><td>CONICO</td><td>LEGNO</td></tr> </table>	<b>CARATT.MECCANICHE</b>		PALO	CLS	CILINDRICO	<input checked="" type="checkbox"/> FE	<input checked="" type="checkbox"/> RASTREMATO	PVC	CONICO	LEGNO	<table border="1"> <tr><td colspan="2"><b>POSA</b></td></tr> <tr><td><input checked="" type="checkbox"/> POZZ.</td><td>SCATOLA</td></tr> <tr><td>CLS</td><td>PVC</td></tr> <tr><td><input checked="" type="checkbox"/> FE</td><td>FE</td></tr> <tr><td>PVC</td><td>INCASSO</td></tr> <tr><td></td><td>ESTERNA</td></tr> </table>	<b>POSA</b>		<input checked="" type="checkbox"/> POZZ.	SCATOLA	CLS	PVC	<input checked="" type="checkbox"/> FE	FE	PVC	INCASSO		ESTERNA	<table border="1"> <tr><td colspan="3"><b>DIMENSIONI</b></td></tr> <tr><td>H.</td><td></td><td>3 m</td></tr> <tr><td>L.</td><td></td><td></td></tr> <tr><td>AcZn</td><td></td><td></td></tr> <tr><td><input checked="" type="checkbox"/> VERN.</td><td>grigio</td><td></td></tr> </table>	<b>DIMENSIONI</b>			H.		3 m	L.			AcZn			<input checked="" type="checkbox"/> VERN.	grigio																														
<b>CARATT.MECCANICHE</b>																																																																					
PALO	CLS																																																																				
CILINDRICO	<input checked="" type="checkbox"/> FE																																																																				
<input checked="" type="checkbox"/> RASTREMATO	PVC																																																																				
CONICO	LEGNO																																																																				
<b>POSA</b>																																																																					
<input checked="" type="checkbox"/> POZZ.	SCATOLA																																																																				
CLS	PVC																																																																				
<input checked="" type="checkbox"/> FE	FE																																																																				
PVC	INCASSO																																																																				
	ESTERNA																																																																				
<b>DIMENSIONI</b>																																																																					
H.		3 m																																																																			
L.																																																																					
AcZn																																																																					
<input checked="" type="checkbox"/> VERN.	grigio																																																																				
<table border="1"> <tr><td colspan="2"><b>IDENTIFICAZIONE</b></td></tr> <tr><td colspan="2">COORD. GPS</td></tr> <tr><td>MARCA</td><td>Neri</td></tr> <tr><td>TIPO</td><td></td></tr> <tr><td>QUADRO</td><td></td></tr> </table> <p>Note:</p>	<b>IDENTIFICAZIONE</b>		COORD. GPS		MARCA	Neri	TIPO		QUADRO		<table border="1"> <tr><td colspan="2"><b>CARATT.ELETTRICHE</b></td></tr> <tr><td>IP</td><td></td></tr> <tr><td>CLASSE</td><td>1</td></tr> <tr><td>CUT OFF</td><td></td></tr> <tr><td>SEMI CUT OFF</td><td></td></tr> <tr><td>LINEA</td><td></td></tr> <tr><td>SEZ.</td><td></td></tr> <tr><td><input checked="" type="checkbox"/> PE</td><td></td></tr> </table>	<b>CARATT.ELETTRICHE</b>		IP		CLASSE	1	CUT OFF		SEMI CUT OFF		LINEA		SEZ.		<input checked="" type="checkbox"/> PE		<table border="1"> <tr><td colspan="2"><b>POSIZIONE</b></td></tr> <tr><td>SEDE STRADALE</td><td></td></tr> <tr><td>BANCHINA</td><td></td></tr> <tr><td>MARCIAPIEDE</td><td></td></tr> <tr><td><input checked="" type="checkbox"/> ALTRO: cimitero</td><td></td></tr> </table> <p>Note:</p>	<b>POSIZIONE</b>		SEDE STRADALE		BANCHINA		MARCIAPIEDE		<input checked="" type="checkbox"/> ALTRO: cimitero		<table border="1"> <tr><td colspan="3"><b>CONDIZIONI</b></td></tr> <tr><td colspan="3">SOSTEGNO</td></tr> <tr><td><input type="checkbox"/></td><td>-</td><td><input type="checkbox"/></td></tr> <tr><td></td><td></td><td><input checked="" type="checkbox"/></td></tr> <tr><td colspan="3">DIFFUSORE</td></tr> <tr><td><input type="checkbox"/></td><td>-</td><td><input type="checkbox"/></td></tr> <tr><td></td><td></td><td><input checked="" type="checkbox"/></td></tr> <tr><td colspan="3">GENERALE</td></tr> <tr><td><input type="checkbox"/></td><td>-</td><td><input type="checkbox"/></td></tr> <tr><td></td><td></td><td><input checked="" type="checkbox"/></td></tr> </table>	<b>CONDIZIONI</b>			SOSTEGNO			<input type="checkbox"/>	-	<input type="checkbox"/>			<input checked="" type="checkbox"/>	DIFFUSORE			<input type="checkbox"/>	-	<input type="checkbox"/>			<input checked="" type="checkbox"/>	GENERALE			<input type="checkbox"/>	-	<input type="checkbox"/>			<input checked="" type="checkbox"/>
<b>IDENTIFICAZIONE</b>																																																																					
COORD. GPS																																																																					
MARCA	Neri																																																																				
TIPO																																																																					
QUADRO																																																																					
<b>CARATT.ELETTRICHE</b>																																																																					
IP																																																																					
CLASSE	1																																																																				
CUT OFF																																																																					
SEMI CUT OFF																																																																					
LINEA																																																																					
SEZ.																																																																					
<input checked="" type="checkbox"/> PE																																																																					
<b>POSIZIONE</b>																																																																					
SEDE STRADALE																																																																					
BANCHINA																																																																					
MARCIAPIEDE																																																																					
<input checked="" type="checkbox"/> ALTRO: cimitero																																																																					
<b>CONDIZIONI</b>																																																																					
SOSTEGNO																																																																					
<input type="checkbox"/>	-	<input type="checkbox"/>																																																																			
		<input checked="" type="checkbox"/>																																																																			
DIFFUSORE																																																																					
<input type="checkbox"/>	-	<input type="checkbox"/>																																																																			
		<input checked="" type="checkbox"/>																																																																			
GENERALE																																																																					
<input type="checkbox"/>	-	<input type="checkbox"/>																																																																			
		<input checked="" type="checkbox"/>																																																																			






<b>00</b>	PIANO REGOLATORE DELL'ILLUMINAZIONE COMUNALE – PRIC – DEL COMUNE DI SCURELLE (TN)		<i>censimento</i>	
	<b>SEZ</b>		Pag. 39 di 143	25_09_rel.doc

COD.	108	VIA Cimitero									
	<b>CARATT.MECCANICHE</b>		<b>POSA</b>		<b>DIMENSIONI</b>						
	<input type="checkbox"/>	PALO	<input type="checkbox"/>	CLS	<input type="checkbox"/>	POZZ.	<input type="checkbox"/>	SCATOLA	<input type="checkbox"/>	H.	3 m
	<input type="checkbox"/>	CILINDRICO	<input checked="" type="checkbox"/>	FE	<input type="checkbox"/>	CLS	<input type="checkbox"/>	PVC	<input type="checkbox"/>	L.	
	<input checked="" type="checkbox"/>	RASTREMATO	<input type="checkbox"/>	PVC	<input checked="" type="checkbox"/>	FE	<input type="checkbox"/>	FE	<input type="checkbox"/>	AcZn	
	<input type="checkbox"/>	CONICO	<input type="checkbox"/>	LEGNO	<input type="checkbox"/>	PVC	<input type="checkbox"/>	INCASSO	<input checked="" type="checkbox"/>	VERN.	grigio
	<input type="checkbox"/>		<input type="checkbox"/>		<input type="checkbox"/>		<input type="checkbox"/>	ESTERNA	<input type="checkbox"/>		
<b>IDENTIFICAZIONE</b>		<b>CARATT.ELETTRICHE</b>		<b>POSIZIONE</b>		<b>CONDIZIONI</b>					
COORD. GPS		IP		SEDE STRADALE		SOSTEGNO					
		CLASSE 1		BANCHINA		☐ - ☐					
MARCA	Neri	CUT OFF		MARCIAPIEDE		☐ x					
TIPO		SEMI CUT OFF		ALTRO: cimitero		DIFFUSORE					
QUADRO		LINEA		Note:		☐ - ☐					
Note:		SEZ.				☐ x					
	<input checked="" type="checkbox"/>	PE					GENERALE				
							☐ - ☐				
							☐ x				


COD.	109	VIA Cimitero									
	<b>CARATT.MECCANICHE</b>		<b>POSA</b>		<b>DIMENSIONI</b>						
	<input type="checkbox"/>	PALO	<input type="checkbox"/>	CLS	<input checked="" type="checkbox"/>	POZZ.	<input type="checkbox"/>	SCATOLA	<input type="checkbox"/>	H.	3 m
	<input type="checkbox"/>	CILINDRICO	<input checked="" type="checkbox"/>	FE	<input type="checkbox"/>	CLS	<input type="checkbox"/>	PVC	<input type="checkbox"/>	L.	
	<input checked="" type="checkbox"/>	RASTREMATO	<input type="checkbox"/>	PVC	<input checked="" type="checkbox"/>	FE	<input type="checkbox"/>	FE	<input type="checkbox"/>	AcZn	
	<input type="checkbox"/>	CONICO	<input type="checkbox"/>	LEGNO	<input type="checkbox"/>	PVC	<input type="checkbox"/>	INCASSO	<input checked="" type="checkbox"/>	VERN.	grigio
	<input type="checkbox"/>		<input type="checkbox"/>		<input type="checkbox"/>		<input type="checkbox"/>	ESTERNA	<input type="checkbox"/>		
<b>IDENTIFICAZIONE</b>		<b>CARATT.ELETTRICHE</b>		<b>POSIZIONE</b>		<b>CONDIZIONI</b>					
COORD. GPS		IP		SEDE STRADALE		SOSTEGNO					
		CLASSE 1		BANCHINA		☐ - ☐					
MARCA	Neri	CUT OFF		MARCIAPIEDE		☐ x					
TIPO		SEMI CUT OFF		ALTRO: cimitero		DIFFUSORE					
QUADRO		LINEA		Note:		☐ - ☐					
Note:		SEZ.				☐ x					
	<input checked="" type="checkbox"/>	PE					GENERALE				
							☐ - ☐				
							☐ x				

COD.	110	VIA Cimitero									
	<b>CARATT.MECCANICHE</b>		<b>POSA</b>		<b>DIMENSIONI</b>						
	<input type="checkbox"/>	PALO	<input type="checkbox"/>	CLS	<input checked="" type="checkbox"/>	POZZ.	<input type="checkbox"/>	SCATOLA	<input type="checkbox"/>	H.	3 m
	<input type="checkbox"/>	CILINDRICO	<input checked="" type="checkbox"/>	FE	<input type="checkbox"/>	CLS	<input type="checkbox"/>	PVC	<input type="checkbox"/>	L.	
	<input checked="" type="checkbox"/>	RASTREMATO	<input type="checkbox"/>	PVC	<input checked="" type="checkbox"/>	FE	<input type="checkbox"/>	FE	<input type="checkbox"/>	AcZn	
	<input type="checkbox"/>	CONICO	<input type="checkbox"/>	LEGNO	<input type="checkbox"/>	PVC	<input type="checkbox"/>	INCASSO	<input checked="" type="checkbox"/>	VERN.	grigio
	<input type="checkbox"/>		<input type="checkbox"/>		<input type="checkbox"/>		<input type="checkbox"/>	ESTERNA	<input type="checkbox"/>		
<b>IDENTIFICAZIONE</b>		<b>CARATT.ELETTRICHE</b>		<b>POSIZIONE</b>		<b>CONDIZIONI</b>					
COORD. GPS		IP		SEDE STRADALE		SOSTEGNO					
		CLASSE 1		BANCHINA		☐ - ☐					
MARCA	Neri	CUT OFF		MARCIAPIEDE		☐ x					
TIPO		SEMI CUT OFF		ALTRO: cimitero		DIFFUSORE					
QUADRO		LINEA		Note:		☐ - ☐					
Note:		SEZ.				☐ x					
	<input checked="" type="checkbox"/>	PE					GENERALE				
							☐ - ☐				
							☐ x				




<b>00</b>	PIANO REGOLATORE DELL'ILLUMINAZIONE COMUNALE – PRIC – DEL COMUNE DI SCURELLE (TN)	<i>censimento</i>	
		Pag. 40 di 143	25_09_rel.doc

COD.	111	VIA Cimitero									
	<b>CARATT.MECCANICHE</b>		<b>POSA</b>		<b>DIMENSIONI</b>						
	<input type="checkbox"/>	PALO	<input type="checkbox"/>	CLS	<input type="checkbox"/>	POZZ.	<input type="checkbox"/>	SCATOLA	<input type="checkbox"/>	H.	3 m
	<input type="checkbox"/>	CILINDRICO	<input checked="" type="checkbox"/>	FE	<input type="checkbox"/>	<input type="checkbox"/>	CLS	PVC	<input type="checkbox"/>	L.	
	<input checked="" type="checkbox"/>	RASTREMATO	<input type="checkbox"/>	PVC	<input checked="" type="checkbox"/>	<input type="checkbox"/>	FE	FE	<input type="checkbox"/>	AcZn	
	<input type="checkbox"/>	CONICO	<input type="checkbox"/>	LEGNO	<input type="checkbox"/>	<input type="checkbox"/>	PVC	INCASSO	<input checked="" type="checkbox"/>	VERN.	grigio
	<input type="checkbox"/>		<input type="checkbox"/>		<input type="checkbox"/>	<input type="checkbox"/>		ESTERNA	<input type="checkbox"/>		
<b>IDENTIFICAZIONE</b>		<b>CARATT.ELETTRICHE</b>		<b>POSIZIONE</b>		<b>CONDIZIONI</b>					
COORD. GPS		IP		SEDE STRADALE		SOSTEGNO					
		CLASSE 1		BANCHINA		<input type="checkbox"/> - <input checked="" type="checkbox"/>					
MARCA	Neri	CUT OFF		MARCIAPIEDE		<input type="checkbox"/> x					
TIPO		SEMI CUT OFF		<input checked="" type="checkbox"/> ALTRO: cimitero		DIFFUSORE					
QUADRO		LINEA		Note:		<input type="checkbox"/> - <input checked="" type="checkbox"/>					
Note:		SEZ.				<input type="checkbox"/> x					
	<input checked="" type="checkbox"/>	PE				GENERALE					
						<input type="checkbox"/> - <input checked="" type="checkbox"/>					
						<input type="checkbox"/> x					
COD.	112	VIA Cimitero									
	<b>CARATT.MECCANICHE</b>		<b>POSA</b>		<b>DIMENSIONI</b>						
	<input type="checkbox"/>	PALO	<input type="checkbox"/>	CLS	<input checked="" type="checkbox"/>	POZZ.	<input type="checkbox"/>	SCATOLA	<input type="checkbox"/>	H.	3 m
	<input type="checkbox"/>	CILINDRICO	<input checked="" type="checkbox"/>	FE	<input type="checkbox"/>	<input type="checkbox"/>	CLS	PVC	<input type="checkbox"/>	L.	
	<input checked="" type="checkbox"/>	RASTREMATO	<input type="checkbox"/>	PVC	<input checked="" type="checkbox"/>	<input type="checkbox"/>	FE	FE	<input type="checkbox"/>	AcZn	
	<input type="checkbox"/>	CONICO	<input type="checkbox"/>	LEGNO	<input type="checkbox"/>	<input type="checkbox"/>	PVC	INCASSO	<input checked="" type="checkbox"/>	VERN.	grigio
	<input type="checkbox"/>		<input type="checkbox"/>		<input type="checkbox"/>	<input type="checkbox"/>		ESTERNA	<input type="checkbox"/>		
<b>IDENTIFICAZIONE</b>		<b>CARATT.ELETTRICHE</b>		<b>POSIZIONE</b>		<b>CONDIZIONI</b>					
COORD. GPS		IP		SEDE STRADALE		SOSTEGNO					
		CLASSE 1		BANCHINA		<input type="checkbox"/> - <input checked="" type="checkbox"/>					
MARCA	Neri	CUT OFF		MARCIAPIEDE		<input type="checkbox"/> x					
TIPO		SEMI CUT OFF		<input checked="" type="checkbox"/> ALTRO: cimitero		DIFFUSORE					
QUADRO		LINEA		Note:		<input type="checkbox"/> - <input checked="" type="checkbox"/>					
Note:		SEZ.				<input type="checkbox"/> x					
	<input checked="" type="checkbox"/>	PE				GENERALE					
						<input type="checkbox"/> - <input checked="" type="checkbox"/>					
						<input type="checkbox"/> x					
COD.	113	VIA Cimitero									
	<b>CARATT.MECCANICHE</b>		<b>POSA</b>		<b>DIMENSIONI</b>						
	<input type="checkbox"/>	PALO	<input type="checkbox"/>	CLS	<input checked="" type="checkbox"/>	POZZ.	<input type="checkbox"/>	SCATOLA	<input type="checkbox"/>	H.	
	<input type="checkbox"/>	CILINDRICO	<input checked="" type="checkbox"/>	FE	<input type="checkbox"/>	<input type="checkbox"/>	CLS	PVC	<input type="checkbox"/>	L.	
	<input type="checkbox"/>	RASTREMATO	<input type="checkbox"/>	PVC	<input checked="" type="checkbox"/>	<input type="checkbox"/>	FE	FE	<input type="checkbox"/>	AcZn	
	<input type="checkbox"/>	CONICO	<input type="checkbox"/>	LEGNO	<input type="checkbox"/>	<input type="checkbox"/>	PVC	INCASSO	<input checked="" type="checkbox"/>	VERN.	grigio
	<input checked="" type="checkbox"/>	Mensola	<input type="checkbox"/>		<input type="checkbox"/>	<input type="checkbox"/>		ESTERNA	<input type="checkbox"/>		
<b>IDENTIFICAZIONE</b>		<b>CARATT.ELETTRICHE</b>		<b>POSIZIONE</b>		<b>CONDIZIONI</b>					
COORD. GPS		IP		SEDE STRADALE		SOSTEGNO					
		CLASSE 1		BANCHINA		<input type="checkbox"/> - <input checked="" type="checkbox"/>					
MARCA	Neri	CUT OFF		MARCIAPIEDE		<input type="checkbox"/> x					
TIPO		SEMI CUT OFF		<input checked="" type="checkbox"/> ALTRO: cimitero		DIFFUSORE					
QUADRO		LINEA		Note:		<input type="checkbox"/> - <input checked="" type="checkbox"/>					
Note:		SEZ.				<input type="checkbox"/> x					
	<input checked="" type="checkbox"/>	PE				GENERALE					
						<input type="checkbox"/> - <input checked="" type="checkbox"/>					
						<input type="checkbox"/> x					




<b>00</b>	PIANO REGOLATORE DELL'ILLUMINAZIONE COMUNALE – PRIC – DEL COMUNE DI SCURELLE (TN)	<i>censimento</i>	
<b>SEZ</b>		Pag. 41 di 143	25_09_rel.doc

COD.	114	VIA Cimitero																																									
		<b>CARATT.MECCANICHE</b>	<b>POSA</b>																																								
		<table border="1"> <tr><td><input type="checkbox"/></td><td>PALO</td><td></td><td>CLS</td></tr> <tr><td><input type="checkbox"/></td><td>CILINDRICO</td><td>x</td><td>FE</td></tr> <tr><td><input type="checkbox"/></td><td>RASTREMATO</td><td></td><td>PVC</td></tr> <tr><td><input type="checkbox"/></td><td>CONICO</td><td></td><td>LEGNO</td></tr> <tr><td>x</td><td>Mensola</td><td></td><td></td></tr> </table>	<input type="checkbox"/>	PALO		CLS	<input type="checkbox"/>	CILINDRICO	x	FE	<input type="checkbox"/>	RASTREMATO		PVC	<input type="checkbox"/>	CONICO		LEGNO	x	Mensola			<table border="1"> <tr><td>x</td><td>POZZ.</td><td></td><td>SCATOLA</td></tr> <tr><td></td><td>CLS</td><td></td><td>PVC</td></tr> <tr><td>x</td><td>FE</td><td></td><td>FE</td></tr> <tr><td></td><td>PVC</td><td></td><td>INCASSO</td></tr> <tr><td></td><td></td><td></td><td>ESTERNA</td></tr> </table>	x	POZZ.		SCATOLA		CLS		PVC	x	FE		FE		PVC		INCASSO				ESTERNA
<input type="checkbox"/>	PALO		CLS																																								
<input type="checkbox"/>	CILINDRICO	x	FE																																								
<input type="checkbox"/>	RASTREMATO		PVC																																								
<input type="checkbox"/>	CONICO		LEGNO																																								
x	Mensola																																										
x	POZZ.		SCATOLA																																								
	CLS		PVC																																								
x	FE		FE																																								
	PVC		INCASSO																																								
			ESTERNA																																								
		<b>DIMENSIONI</b>																																									
		<table border="1"> <tr><td><input type="checkbox"/></td><td>H.</td><td></td></tr> <tr><td><input type="checkbox"/></td><td>L.</td><td></td></tr> <tr><td><input type="checkbox"/></td><td>AcZn</td><td></td></tr> <tr><td>x</td><td>VERN.</td><td>grigio</td></tr> </table>		<input type="checkbox"/>	H.		<input type="checkbox"/>	L.		<input type="checkbox"/>	AcZn		x	VERN.	grigio																												
<input type="checkbox"/>	H.																																										
<input type="checkbox"/>	L.																																										
<input type="checkbox"/>	AcZn																																										
x	VERN.	grigio																																									
<b>IDENTIFICAZIONE</b>		<b>CARATT.ELETTRICHE</b>	<b>POSIZIONE</b>																																								
<table border="1"> <tr><td colspan="2">COORD. GPS</td></tr> <tr><td>MARCA</td><td>Neri</td></tr> <tr><td>TIPO</td><td></td></tr> <tr><td>QUADRO</td><td></td></tr> </table>		COORD. GPS		MARCA	Neri	TIPO		QUADRO		<table border="1"> <tr><td><input type="checkbox"/></td><td>IP</td><td></td></tr> <tr><td><input type="checkbox"/></td><td>CLASSE</td><td>1</td></tr> <tr><td><input type="checkbox"/></td><td>CUT OFF</td><td></td></tr> <tr><td><input type="checkbox"/></td><td>SEMI CUT OFF</td><td></td></tr> <tr><td><input type="checkbox"/></td><td>LINEA</td><td></td></tr> <tr><td><input type="checkbox"/></td><td>SEZ.</td><td></td></tr> <tr><td>x</td><td>PE</td><td></td></tr> </table>	<input type="checkbox"/>	IP		<input type="checkbox"/>	CLASSE	1	<input type="checkbox"/>	CUT OFF		<input type="checkbox"/>	SEMI CUT OFF		<input type="checkbox"/>	LINEA		<input type="checkbox"/>	SEZ.		x	PE		<table border="1"> <tr><td><input type="checkbox"/></td><td>SEDE STRADALE</td></tr> <tr><td><input type="checkbox"/></td><td>BANCHINA</td></tr> <tr><td><input type="checkbox"/></td><td>MARCIAPIEDE</td></tr> <tr><td>x</td><td>ALTRO: cimitero</td></tr> </table>	<input type="checkbox"/>	SEDE STRADALE	<input type="checkbox"/>	BANCHINA	<input type="checkbox"/>	MARCIAPIEDE	x	ALTRO: cimitero			
COORD. GPS																																											
MARCA	Neri																																										
TIPO																																											
QUADRO																																											
<input type="checkbox"/>	IP																																										
<input type="checkbox"/>	CLASSE	1																																									
<input type="checkbox"/>	CUT OFF																																										
<input type="checkbox"/>	SEMI CUT OFF																																										
<input type="checkbox"/>	LINEA																																										
<input type="checkbox"/>	SEZ.																																										
x	PE																																										
<input type="checkbox"/>	SEDE STRADALE																																										
<input type="checkbox"/>	BANCHINA																																										
<input type="checkbox"/>	MARCIAPIEDE																																										
x	ALTRO: cimitero																																										
Note:		Note:																																									
		<b>CONDIZIONI</b>																																									
		<table border="1"> <tr><td colspan="3">SOSTEGNO</td></tr> <tr><td><input type="checkbox"/></td><td>-</td><td><input type="checkbox"/></td></tr> <tr><td></td><td></td><td>x</td></tr> <tr><td colspan="3">DIFFUSORE</td></tr> <tr><td><input type="checkbox"/></td><td>-</td><td><input type="checkbox"/></td></tr> <tr><td></td><td></td><td>x</td></tr> <tr><td colspan="3">GENERALE</td></tr> <tr><td><input type="checkbox"/></td><td>-</td><td><input type="checkbox"/></td></tr> <tr><td></td><td></td><td>x</td></tr> </table>		SOSTEGNO			<input type="checkbox"/>	-	<input type="checkbox"/>			x	DIFFUSORE			<input type="checkbox"/>	-	<input type="checkbox"/>			x	GENERALE			<input type="checkbox"/>	-	<input type="checkbox"/>			x													
SOSTEGNO																																											
<input type="checkbox"/>	-	<input type="checkbox"/>																																									
		x																																									
DIFFUSORE																																											
<input type="checkbox"/>	-	<input type="checkbox"/>																																									
		x																																									
GENERALE																																											
<input type="checkbox"/>	-	<input type="checkbox"/>																																									
		x																																									
COD.	115	VIA Cimitero																																									
		<b>CARATT.MECCANICHE</b>	<b>POSA</b>																																								
		<table border="1"> <tr><td><input type="checkbox"/></td><td>PALO</td><td></td><td>CLS</td></tr> <tr><td><input type="checkbox"/></td><td>CILINDRICO</td><td>x</td><td>FE</td></tr> <tr><td><input type="checkbox"/></td><td>RASTREMATO</td><td></td><td>PVC</td></tr> <tr><td><input type="checkbox"/></td><td>CONICO</td><td></td><td>LEGNO</td></tr> <tr><td>x</td><td>Mensola</td><td></td><td></td></tr> </table>	<input type="checkbox"/>	PALO		CLS	<input type="checkbox"/>	CILINDRICO	x	FE	<input type="checkbox"/>	RASTREMATO		PVC	<input type="checkbox"/>	CONICO		LEGNO	x	Mensola			<table border="1"> <tr><td>x</td><td>POZZ.</td><td></td><td>SCATOLA</td></tr> <tr><td></td><td>CLS</td><td></td><td>PVC</td></tr> <tr><td>x</td><td>FE</td><td></td><td>FE</td></tr> <tr><td></td><td>PVC</td><td></td><td>INCASSO</td></tr> <tr><td></td><td></td><td></td><td>ESTERNA</td></tr> </table>	x	POZZ.		SCATOLA		CLS		PVC	x	FE		FE		PVC		INCASSO				ESTERNA
<input type="checkbox"/>	PALO		CLS																																								
<input type="checkbox"/>	CILINDRICO	x	FE																																								
<input type="checkbox"/>	RASTREMATO		PVC																																								
<input type="checkbox"/>	CONICO		LEGNO																																								
x	Mensola																																										
x	POZZ.		SCATOLA																																								
	CLS		PVC																																								
x	FE		FE																																								
	PVC		INCASSO																																								
			ESTERNA																																								
		<b>DIMENSIONI</b>																																									
		<table border="1"> <tr><td><input type="checkbox"/></td><td>H.</td><td></td></tr> <tr><td><input type="checkbox"/></td><td>L.</td><td></td></tr> <tr><td><input type="checkbox"/></td><td>AcZn</td><td></td></tr> <tr><td>x</td><td>VERN.</td><td>grigio</td></tr> </table>		<input type="checkbox"/>	H.		<input type="checkbox"/>	L.		<input type="checkbox"/>	AcZn		x	VERN.	grigio																												
<input type="checkbox"/>	H.																																										
<input type="checkbox"/>	L.																																										
<input type="checkbox"/>	AcZn																																										
x	VERN.	grigio																																									
<b>IDENTIFICAZIONE</b>		<b>CARATT.ELETTRICHE</b>	<b>POSIZIONE</b>																																								
<table border="1"> <tr><td colspan="2">COORD. GPS</td></tr> <tr><td>MARCA</td><td>Neri</td></tr> <tr><td>TIPO</td><td></td></tr> <tr><td>QUADRO</td><td></td></tr> </table>		COORD. GPS		MARCA	Neri	TIPO		QUADRO		<table border="1"> <tr><td><input type="checkbox"/></td><td>IP</td><td></td></tr> <tr><td><input type="checkbox"/></td><td>CLASSE</td><td>1</td></tr> <tr><td><input type="checkbox"/></td><td>CUT OFF</td><td></td></tr> <tr><td><input type="checkbox"/></td><td>SEMI CUT OFF</td><td></td></tr> <tr><td><input type="checkbox"/></td><td>LINEA</td><td></td></tr> <tr><td><input type="checkbox"/></td><td>SEZ.</td><td></td></tr> <tr><td>x</td><td>PE</td><td></td></tr> </table>	<input type="checkbox"/>	IP		<input type="checkbox"/>	CLASSE	1	<input type="checkbox"/>	CUT OFF		<input type="checkbox"/>	SEMI CUT OFF		<input type="checkbox"/>	LINEA		<input type="checkbox"/>	SEZ.		x	PE		<table border="1"> <tr><td><input type="checkbox"/></td><td>SEDE STRADALE</td></tr> <tr><td><input type="checkbox"/></td><td>BANCHINA</td></tr> <tr><td><input type="checkbox"/></td><td>MARCIAPIEDE</td></tr> <tr><td>x</td><td>ALTRO: cimitero</td></tr> </table>	<input type="checkbox"/>	SEDE STRADALE	<input type="checkbox"/>	BANCHINA	<input type="checkbox"/>	MARCIAPIEDE	x	ALTRO: cimitero			
COORD. GPS																																											
MARCA	Neri																																										
TIPO																																											
QUADRO																																											
<input type="checkbox"/>	IP																																										
<input type="checkbox"/>	CLASSE	1																																									
<input type="checkbox"/>	CUT OFF																																										
<input type="checkbox"/>	SEMI CUT OFF																																										
<input type="checkbox"/>	LINEA																																										
<input type="checkbox"/>	SEZ.																																										
x	PE																																										
<input type="checkbox"/>	SEDE STRADALE																																										
<input type="checkbox"/>	BANCHINA																																										
<input type="checkbox"/>	MARCIAPIEDE																																										
x	ALTRO: cimitero																																										
Note:		Note:																																									
		<b>CONDIZIONI</b>																																									
		<table border="1"> <tr><td colspan="3">SOSTEGNO</td></tr> <tr><td><input type="checkbox"/></td><td>-</td><td><input type="checkbox"/></td></tr> <tr><td></td><td></td><td>x</td></tr> <tr><td colspan="3">DIFFUSORE</td></tr> <tr><td><input type="checkbox"/></td><td>-</td><td><input type="checkbox"/></td></tr> <tr><td></td><td></td><td>x</td></tr> <tr><td colspan="3">GENERALE</td></tr> <tr><td><input type="checkbox"/></td><td>-</td><td><input type="checkbox"/></td></tr> <tr><td></td><td></td><td>x</td></tr> </table>		SOSTEGNO			<input type="checkbox"/>	-	<input type="checkbox"/>			x	DIFFUSORE			<input type="checkbox"/>	-	<input type="checkbox"/>			x	GENERALE			<input type="checkbox"/>	-	<input type="checkbox"/>			x													
SOSTEGNO																																											
<input type="checkbox"/>	-	<input type="checkbox"/>																																									
		x																																									
DIFFUSORE																																											
<input type="checkbox"/>	-	<input type="checkbox"/>																																									
		x																																									
GENERALE																																											
<input type="checkbox"/>	-	<input type="checkbox"/>																																									
		x																																									
COD.	116	VIA Parco giochi																																									
		<b>CARATT.MECCANICHE</b>	<b>POSA</b>																																								
		<table border="1"> <tr><td><input type="checkbox"/></td><td>PALO</td><td></td><td>CLS</td></tr> <tr><td><input type="checkbox"/></td><td>CILINDRICO</td><td>x</td><td>FE</td></tr> <tr><td>x</td><td>RASTREMATO</td><td></td><td>PVC</td></tr> <tr><td><input type="checkbox"/></td><td>CONICO</td><td></td><td>LEGNO</td></tr> </table>	<input type="checkbox"/>	PALO		CLS	<input type="checkbox"/>	CILINDRICO	x	FE	x	RASTREMATO		PVC	<input type="checkbox"/>	CONICO		LEGNO	<table border="1"> <tr><td>x</td><td>POZZ.</td><td></td><td>SCATOLA</td></tr> <tr><td>x</td><td>CLS</td><td></td><td>PVC</td></tr> <tr><td></td><td>FE</td><td></td><td>FE</td></tr> <tr><td></td><td>PVC</td><td></td><td>INCASSO</td></tr> <tr><td></td><td></td><td></td><td>ESTERNA</td></tr> </table>	x	POZZ.		SCATOLA	x	CLS		PVC		FE		FE		PVC		INCASSO				ESTERNA				
<input type="checkbox"/>	PALO		CLS																																								
<input type="checkbox"/>	CILINDRICO	x	FE																																								
x	RASTREMATO		PVC																																								
<input type="checkbox"/>	CONICO		LEGNO																																								
x	POZZ.		SCATOLA																																								
x	CLS		PVC																																								
	FE		FE																																								
	PVC		INCASSO																																								
			ESTERNA																																								
		<b>DIMENSIONI</b>																																									
		<table border="1"> <tr><td><input type="checkbox"/></td><td>H.</td><td>4 m</td></tr> <tr><td><input type="checkbox"/></td><td>L.</td><td></td></tr> <tr><td>x</td><td>AcZn</td><td></td></tr> <tr><td><input type="checkbox"/></td><td>VERN.</td><td></td></tr> </table>		<input type="checkbox"/>	H.	4 m	<input type="checkbox"/>	L.		x	AcZn		<input type="checkbox"/>	VERN.																													
<input type="checkbox"/>	H.	4 m																																									
<input type="checkbox"/>	L.																																										
x	AcZn																																										
<input type="checkbox"/>	VERN.																																										
<b>IDENTIFICAZIONE</b>		<b>CARATT.ELETTRICHE</b>	<b>POSIZIONE</b>																																								
<table border="1"> <tr><td colspan="2">COORD. GPS</td></tr> <tr><td>MARCA</td><td></td></tr> <tr><td>TIPO</td><td></td></tr> <tr><td>QUADRO</td><td></td></tr> </table>		COORD. GPS		MARCA		TIPO		QUADRO		<table border="1"> <tr><td><input type="checkbox"/></td><td>IP</td><td></td></tr> <tr><td><input type="checkbox"/></td><td>CLASSE</td><td>1</td></tr> <tr><td><input type="checkbox"/></td><td>CUT OFF</td><td></td></tr> <tr><td><input type="checkbox"/></td><td>SEMI CUT OFF</td><td></td></tr> <tr><td><input type="checkbox"/></td><td>LINEA</td><td></td></tr> <tr><td><input type="checkbox"/></td><td>SEZ.</td><td></td></tr> <tr><td>x</td><td>PE</td><td></td></tr> </table>	<input type="checkbox"/>	IP		<input type="checkbox"/>	CLASSE	1	<input type="checkbox"/>	CUT OFF		<input type="checkbox"/>	SEMI CUT OFF		<input type="checkbox"/>	LINEA		<input type="checkbox"/>	SEZ.		x	PE		<table border="1"> <tr><td><input type="checkbox"/></td><td>SEDE STRADALE</td></tr> <tr><td><input type="checkbox"/></td><td>BANCHINA</td></tr> <tr><td><input type="checkbox"/></td><td>MARCIAPIEDE</td></tr> <tr><td>x</td><td>ALTRO: parco</td></tr> </table>	<input type="checkbox"/>	SEDE STRADALE	<input type="checkbox"/>	BANCHINA	<input type="checkbox"/>	MARCIAPIEDE	x	ALTRO: parco			
COORD. GPS																																											
MARCA																																											
TIPO																																											
QUADRO																																											
<input type="checkbox"/>	IP																																										
<input type="checkbox"/>	CLASSE	1																																									
<input type="checkbox"/>	CUT OFF																																										
<input type="checkbox"/>	SEMI CUT OFF																																										
<input type="checkbox"/>	LINEA																																										
<input type="checkbox"/>	SEZ.																																										
x	PE																																										
<input type="checkbox"/>	SEDE STRADALE																																										
<input type="checkbox"/>	BANCHINA																																										
<input type="checkbox"/>	MARCIAPIEDE																																										
x	ALTRO: parco																																										
Note: globo		Note:																																									
		<b>CONDIZIONI</b>																																									
		<table border="1"> <tr><td colspan="3">SOSTEGNO</td></tr> <tr><td><input type="checkbox"/></td><td>-</td><td><input type="checkbox"/></td></tr> <tr><td></td><td></td><td>x</td></tr> <tr><td colspan="3">DIFFUSORE</td></tr> <tr><td><input type="checkbox"/></td><td>-</td><td><input type="checkbox"/></td></tr> <tr><td></td><td></td><td>x</td></tr> <tr><td colspan="3">GENERALE</td></tr> <tr><td><input type="checkbox"/></td><td>-</td><td><input type="checkbox"/></td></tr> <tr><td></td><td></td><td>x</td></tr> </table>		SOSTEGNO			<input type="checkbox"/>	-	<input type="checkbox"/>			x	DIFFUSORE			<input type="checkbox"/>	-	<input type="checkbox"/>			x	GENERALE			<input type="checkbox"/>	-	<input type="checkbox"/>			x													
SOSTEGNO																																											
<input type="checkbox"/>	-	<input type="checkbox"/>																																									
		x																																									
DIFFUSORE																																											
<input type="checkbox"/>	-	<input type="checkbox"/>																																									
		x																																									
GENERALE																																											
<input type="checkbox"/>	-	<input type="checkbox"/>																																									
		x																																									

<b>00</b>	PIANO REGOLATORE DELL'ILLUMINAZIONE COMUNALE – PRIC – DEL COMUNE DI SCURELLE (TN)	<i>censimento</i>	
<b>SEZ</b>		Pag. 42 di 143	25_09_rel.doc

COD.	117	VIA		Parco giochi	
	<b>CARATT.MECCANICHE</b>	<b>POSA</b>	<b>DIMENSIONI</b>		
	<input type="checkbox"/> PALO	<input type="checkbox"/> CLS	<input checked="" type="checkbox"/> POZZ.	<input type="checkbox"/> SCATOLA	<input type="checkbox"/> H. 4 m
	<input type="checkbox"/> CILINDRICO	<input checked="" type="checkbox"/> FE	<input checked="" type="checkbox"/> CLS	<input type="checkbox"/> PVC	<input type="checkbox"/> L.
	<input checked="" type="checkbox"/> RASTREMATO	<input type="checkbox"/> PVC	<input type="checkbox"/> FE	<input type="checkbox"/> FE	<input checked="" type="checkbox"/> AcZn
	<input type="checkbox"/> CONICO	<input type="checkbox"/> LEGNO	<input type="checkbox"/> PVC	<input type="checkbox"/> INCASSO	<input type="checkbox"/> VERN.
				<input type="checkbox"/> ESTERNA	
<b>IDENTIFICAZIONE</b>	<b>CARATT.ELETTRICHE</b>	<b>POSIZIONE</b>	<b>CONDIZIONI</b>		
COORD. GPS	<input type="checkbox"/> IP	<input type="checkbox"/> SEDE STRADALE	<b>SOSTEGNO</b>		
MARCA	CLASSE 1	<input type="checkbox"/> BANCHINA	<input type="checkbox"/> -	<input type="checkbox"/> ↻	<input type="checkbox"/> x
TIPO	CUT OFF	<input type="checkbox"/> MARCIAPIEDE	<b>DIFFUSORE</b>		
QUADRO	SEMI CUT OFF	<input checked="" type="checkbox"/> ALTRO: parco	<input type="checkbox"/> -	<input type="checkbox"/> ↻	<input type="checkbox"/> x
Note: globo	LINEA	Note:	<b>GENERALE</b>		
	SEZ.		<input type="checkbox"/> -	<input type="checkbox"/> ↻	<input type="checkbox"/> x
	<input checked="" type="checkbox"/> PE				
COD.	118	VIA		Parco giochi	
	<b>CARATT.MECCANICHE</b>	<b>POSA</b>	<b>DIMENSIONI</b>		
	<input type="checkbox"/> PALO	<input type="checkbox"/> CLS	<input checked="" type="checkbox"/> POZZ.	<input type="checkbox"/> SCATOLA	<input type="checkbox"/> H. 4 m
	<input type="checkbox"/> CILINDRICO	<input checked="" type="checkbox"/> FE	<input checked="" type="checkbox"/> CLS	<input type="checkbox"/> PVC	<input type="checkbox"/> L.
	<input checked="" type="checkbox"/> RASTREMATO	<input type="checkbox"/> PVC	<input type="checkbox"/> FE	<input type="checkbox"/> FE	<input checked="" type="checkbox"/> AcZn
	<input type="checkbox"/> CONICO	<input type="checkbox"/> LEGNO	<input type="checkbox"/> PVC	<input type="checkbox"/> INCASSO	<input type="checkbox"/> VERN.
				<input type="checkbox"/> ESTERNA	
<b>IDENTIFICAZIONE</b>	<b>CARATT.ELETTRICHE</b>	<b>POSIZIONE</b>	<b>CONDIZIONI</b>		
COORD. GPS	<input type="checkbox"/> IP	<input type="checkbox"/> SEDE STRADALE	<b>SOSTEGNO</b>		
MARCA	CLASSE 1	<input type="checkbox"/> BANCHINA	<input type="checkbox"/> -	<input type="checkbox"/> ↻	<input type="checkbox"/> x
TIPO	CUT OFF	<input type="checkbox"/> MARCIAPIEDE	<b>DIFFUSORE</b>		
QUADRO	SEMI CUT OFF	<input checked="" type="checkbox"/> ALTRO: parco	<input type="checkbox"/> -	<input type="checkbox"/> ↻	<input type="checkbox"/> x
Note: globo	LINEA	Note:	<b>GENERALE</b>		
	SEZ.		<input type="checkbox"/> -	<input type="checkbox"/> ↻	<input type="checkbox"/> x
	<input checked="" type="checkbox"/> PE				
COD.	119	VIA		Parco giochi	
	<b>CARATT.MECCANICHE</b>	<b>POSA</b>	<b>DIMENSIONI</b>		
	<input type="checkbox"/> PALO	<input type="checkbox"/> CLS	<input checked="" type="checkbox"/> POZZ.	<input type="checkbox"/> SCATOLA	<input type="checkbox"/> H. 4 m
	<input type="checkbox"/> CILINDRICO	<input checked="" type="checkbox"/> FE	<input checked="" type="checkbox"/> CLS	<input type="checkbox"/> PVC	<input type="checkbox"/> L.
	<input checked="" type="checkbox"/> RASTREMATO	<input type="checkbox"/> PVC	<input type="checkbox"/> FE	<input type="checkbox"/> FE	<input checked="" type="checkbox"/> AcZn
	<input type="checkbox"/> CONICO	<input type="checkbox"/> LEGNO	<input type="checkbox"/> PVC	<input type="checkbox"/> INCASSO	<input type="checkbox"/> VERN.
				<input type="checkbox"/> ESTERNA	
<b>IDENTIFICAZIONE</b>	<b>CARATT.ELETTRICHE</b>	<b>POSIZIONE</b>	<b>CONDIZIONI</b>		
COORD. GPS	<input type="checkbox"/> IP	<input type="checkbox"/> SEDE STRADALE	<b>SOSTEGNO</b>		
MARCA	CLASSE 1	<input type="checkbox"/> BANCHINA	<input type="checkbox"/> -	<input type="checkbox"/> ↻	<input type="checkbox"/> x
TIPO	CUT OFF	<input type="checkbox"/> MARCIAPIEDE	<b>DIFFUSORE</b>		
QUADRO	SEMI CUT OFF	<input checked="" type="checkbox"/> ALTRO: parco	<input type="checkbox"/> -	<input type="checkbox"/> ↻	<input type="checkbox"/> x
Note: globo	LINEA	Note:	<b>GENERALE</b>		
	SEZ.		<input type="checkbox"/> -	<input type="checkbox"/> ↻	<input type="checkbox"/> x
	<input checked="" type="checkbox"/> PE				

<b>00</b>	PIANO REGOLATORE DELL'ILLUMINAZIONE COMUNALE – PRIC – DEL COMUNE DI SCURELLE (TN)	<i>censimento</i>	
<b>SEZ</b>		Pag. 43 di 143	25_09_rel.doc




COD.	120	VIA Parco giochi																																																																	
	<b>CARATT.MECCANICHE</b>	<b>POSA</b>	<b>DIMENSIONI</b>																																																																
	<table border="1"> <tr><td><input type="checkbox"/></td><td>PALO</td><td></td><td>CLS</td></tr> <tr><td></td><td>CILINDRICO</td><td><input checked="" type="checkbox"/></td><td>FE</td></tr> <tr><td><input checked="" type="checkbox"/></td><td>RASTREMATO</td><td></td><td>PVC</td></tr> <tr><td></td><td>CONICO</td><td></td><td>LEGNO</td></tr> </table>	<input type="checkbox"/>	PALO		CLS		CILINDRICO	<input checked="" type="checkbox"/>	FE	<input checked="" type="checkbox"/>	RASTREMATO		PVC		CONICO		LEGNO	<table border="1"> <tr><td><input checked="" type="checkbox"/></td><td>POZZ.</td><td>SCATOLA</td></tr> <tr><td><input checked="" type="checkbox"/></td><td>CLS</td><td>PVC</td></tr> <tr><td></td><td>FE</td><td>FE</td></tr> <tr><td></td><td>PVC</td><td>INCASSO</td></tr> <tr><td></td><td></td><td>ESTERNA</td></tr> </table>	<input checked="" type="checkbox"/>	POZZ.	SCATOLA	<input checked="" type="checkbox"/>	CLS	PVC		FE	FE		PVC	INCASSO			ESTERNA	<table border="1"> <tr><td></td><td>H.</td><td>4 m</td></tr> <tr><td></td><td>L.</td><td></td></tr> <tr><td><input checked="" type="checkbox"/></td><td>AcZn</td><td></td></tr> <tr><td></td><td>VERN.</td><td></td></tr> </table>		H.	4 m		L.		<input checked="" type="checkbox"/>	AcZn			VERN.																						
<input type="checkbox"/>	PALO		CLS																																																																
	CILINDRICO	<input checked="" type="checkbox"/>	FE																																																																
<input checked="" type="checkbox"/>	RASTREMATO		PVC																																																																
	CONICO		LEGNO																																																																
<input checked="" type="checkbox"/>	POZZ.	SCATOLA																																																																	
<input checked="" type="checkbox"/>	CLS	PVC																																																																	
	FE	FE																																																																	
	PVC	INCASSO																																																																	
		ESTERNA																																																																	
	H.	4 m																																																																	
	L.																																																																		
<input checked="" type="checkbox"/>	AcZn																																																																		
	VERN.																																																																		
<b>IDENTIFICAZIONE</b>	<b>CARATT.ELETTRICHE</b>	<b>POSIZIONE</b>	<b>CONDIZIONI</b>																																																																
<table border="1"> <tr><td colspan="2">COORD. GPS</td></tr> <tr><td>MARCA</td><td></td></tr> <tr><td>TIPO</td><td></td></tr> <tr><td>QUADRO</td><td></td></tr> </table> <p>Note: globo</p>	COORD. GPS		MARCA		TIPO		QUADRO		<table border="1"> <tr><td><input type="checkbox"/></td><td>IP</td><td></td></tr> <tr><td></td><td>CLASSE</td><td>1</td></tr> <tr><td></td><td>CUT OFF</td><td></td></tr> <tr><td></td><td>SEMI CUT OFF</td><td></td></tr> <tr><td></td><td>LINEA</td><td></td></tr> <tr><td></td><td>SEZ.</td><td></td></tr> <tr><td><input checked="" type="checkbox"/></td><td>PE</td><td></td></tr> </table>	<input type="checkbox"/>	IP			CLASSE	1		CUT OFF			SEMI CUT OFF			LINEA			SEZ.		<input checked="" type="checkbox"/>	PE		<table border="1"> <tr><td></td><td>SEDE STRADALE</td></tr> <tr><td></td><td>BANCHINA</td></tr> <tr><td></td><td>MARCIAPIEDE</td></tr> <tr><td><input checked="" type="checkbox"/></td><td>ALTRO: parco</td></tr> </table> <p>Note:</p>		SEDE STRADALE		BANCHINA		MARCIAPIEDE	<input checked="" type="checkbox"/>	ALTRO: parco	<table border="1"> <tr><td colspan="3">SOSTEGNO</td></tr> <tr><td><input type="checkbox"/></td><td>-</td><td><input checked="" type="checkbox"/></td></tr> <tr><td></td><td></td><td><input checked="" type="checkbox"/></td></tr> <tr><td colspan="3">DIFFUSORE</td></tr> <tr><td><input type="checkbox"/></td><td>-</td><td><input checked="" type="checkbox"/></td></tr> <tr><td></td><td></td><td><input checked="" type="checkbox"/></td></tr> <tr><td colspan="3">GENERALE</td></tr> <tr><td><input type="checkbox"/></td><td>-</td><td><input checked="" type="checkbox"/></td></tr> <tr><td></td><td></td><td><input checked="" type="checkbox"/></td></tr> </table>	SOSTEGNO			<input type="checkbox"/>	-	<input checked="" type="checkbox"/>			<input checked="" type="checkbox"/>	DIFFUSORE			<input type="checkbox"/>	-	<input checked="" type="checkbox"/>			<input checked="" type="checkbox"/>	GENERALE			<input type="checkbox"/>	-	<input checked="" type="checkbox"/>			<input checked="" type="checkbox"/>
COORD. GPS																																																																			
MARCA																																																																			
TIPO																																																																			
QUADRO																																																																			
<input type="checkbox"/>	IP																																																																		
	CLASSE	1																																																																	
	CUT OFF																																																																		
	SEMI CUT OFF																																																																		
	LINEA																																																																		
	SEZ.																																																																		
<input checked="" type="checkbox"/>	PE																																																																		
	SEDE STRADALE																																																																		
	BANCHINA																																																																		
	MARCIAPIEDE																																																																		
<input checked="" type="checkbox"/>	ALTRO: parco																																																																		
SOSTEGNO																																																																			
<input type="checkbox"/>	-	<input checked="" type="checkbox"/>																																																																	
		<input checked="" type="checkbox"/>																																																																	
DIFFUSORE																																																																			
<input type="checkbox"/>	-	<input checked="" type="checkbox"/>																																																																	
		<input checked="" type="checkbox"/>																																																																	
GENERALE																																																																			
<input type="checkbox"/>	-	<input checked="" type="checkbox"/>																																																																	
		<input checked="" type="checkbox"/>																																																																	
COD.	121	VIA Parco giochi																																																																	
	<b>CARATT.MECCANICHE</b>	<b>POSA</b>	<b>DIMENSIONI</b>																																																																
	<table border="1"> <tr><td><input type="checkbox"/></td><td>PALO</td><td></td><td>CLS</td></tr> <tr><td></td><td>CILINDRICO</td><td><input checked="" type="checkbox"/></td><td>FE</td></tr> <tr><td><input checked="" type="checkbox"/></td><td>RASTREMATO</td><td></td><td>PVC</td></tr> <tr><td></td><td>CONICO</td><td></td><td>LEGNO</td></tr> </table>	<input type="checkbox"/>	PALO		CLS		CILINDRICO	<input checked="" type="checkbox"/>	FE	<input checked="" type="checkbox"/>	RASTREMATO		PVC		CONICO		LEGNO	<table border="1"> <tr><td><input checked="" type="checkbox"/></td><td>POZZ.</td><td>SCATOLA</td></tr> <tr><td><input checked="" type="checkbox"/></td><td>CLS</td><td>PVC</td></tr> <tr><td></td><td>FE</td><td>FE</td></tr> <tr><td></td><td>PVC</td><td>INCASSO</td></tr> <tr><td></td><td></td><td>ESTERNA</td></tr> </table>	<input checked="" type="checkbox"/>	POZZ.	SCATOLA	<input checked="" type="checkbox"/>	CLS	PVC		FE	FE		PVC	INCASSO			ESTERNA	<table border="1"> <tr><td></td><td>H.</td><td>4 m</td></tr> <tr><td></td><td>L.</td><td></td></tr> <tr><td><input checked="" type="checkbox"/></td><td>AcZn</td><td></td></tr> <tr><td></td><td>VERN.</td><td></td></tr> </table>		H.	4 m		L.		<input checked="" type="checkbox"/>	AcZn			VERN.																						
<input type="checkbox"/>	PALO		CLS																																																																
	CILINDRICO	<input checked="" type="checkbox"/>	FE																																																																
<input checked="" type="checkbox"/>	RASTREMATO		PVC																																																																
	CONICO		LEGNO																																																																
<input checked="" type="checkbox"/>	POZZ.	SCATOLA																																																																	
<input checked="" type="checkbox"/>	CLS	PVC																																																																	
	FE	FE																																																																	
	PVC	INCASSO																																																																	
		ESTERNA																																																																	
	H.	4 m																																																																	
	L.																																																																		
<input checked="" type="checkbox"/>	AcZn																																																																		
	VERN.																																																																		
<b>IDENTIFICAZIONE</b>	<b>CARATT.ELETTRICHE</b>	<b>POSIZIONE</b>	<b>CONDIZIONI</b>																																																																
<table border="1"> <tr><td colspan="2">COORD. GPS</td></tr> <tr><td>MARCA</td><td></td></tr> <tr><td>TIPO</td><td></td></tr> <tr><td>QUADRO</td><td></td></tr> </table> <p>Note: globo</p>	COORD. GPS		MARCA		TIPO		QUADRO		<table border="1"> <tr><td><input type="checkbox"/></td><td>IP</td><td></td></tr> <tr><td></td><td>CLASSE</td><td>1</td></tr> <tr><td></td><td>CUT OFF</td><td></td></tr> <tr><td></td><td>SEMI CUT OFF</td><td></td></tr> <tr><td></td><td>LINEA</td><td></td></tr> <tr><td></td><td>SEZ.</td><td></td></tr> <tr><td><input checked="" type="checkbox"/></td><td>PE</td><td></td></tr> </table>	<input type="checkbox"/>	IP			CLASSE	1		CUT OFF			SEMI CUT OFF			LINEA			SEZ.		<input checked="" type="checkbox"/>	PE		<table border="1"> <tr><td></td><td>SEDE STRADALE</td></tr> <tr><td></td><td>BANCHINA</td></tr> <tr><td></td><td>MARCIAPIEDE</td></tr> <tr><td><input checked="" type="checkbox"/></td><td>ALTRO: parco</td></tr> </table> <p>Note:</p>		SEDE STRADALE		BANCHINA		MARCIAPIEDE	<input checked="" type="checkbox"/>	ALTRO: parco	<table border="1"> <tr><td colspan="3">SOSTEGNO</td></tr> <tr><td><input type="checkbox"/></td><td>-</td><td><input checked="" type="checkbox"/></td></tr> <tr><td></td><td></td><td><input checked="" type="checkbox"/></td></tr> <tr><td colspan="3">DIFFUSORE</td></tr> <tr><td><input type="checkbox"/></td><td>-</td><td><input checked="" type="checkbox"/></td></tr> <tr><td></td><td></td><td><input checked="" type="checkbox"/></td></tr> <tr><td colspan="3">GENERALE</td></tr> <tr><td><input type="checkbox"/></td><td>-</td><td><input checked="" type="checkbox"/></td></tr> <tr><td></td><td></td><td><input checked="" type="checkbox"/></td></tr> </table>	SOSTEGNO			<input type="checkbox"/>	-	<input checked="" type="checkbox"/>			<input checked="" type="checkbox"/>	DIFFUSORE			<input type="checkbox"/>	-	<input checked="" type="checkbox"/>			<input checked="" type="checkbox"/>	GENERALE			<input type="checkbox"/>	-	<input checked="" type="checkbox"/>			<input checked="" type="checkbox"/>
COORD. GPS																																																																			
MARCA																																																																			
TIPO																																																																			
QUADRO																																																																			
<input type="checkbox"/>	IP																																																																		
	CLASSE	1																																																																	
	CUT OFF																																																																		
	SEMI CUT OFF																																																																		
	LINEA																																																																		
	SEZ.																																																																		
<input checked="" type="checkbox"/>	PE																																																																		
	SEDE STRADALE																																																																		
	BANCHINA																																																																		
	MARCIAPIEDE																																																																		
<input checked="" type="checkbox"/>	ALTRO: parco																																																																		
SOSTEGNO																																																																			
<input type="checkbox"/>	-	<input checked="" type="checkbox"/>																																																																	
		<input checked="" type="checkbox"/>																																																																	
DIFFUSORE																																																																			
<input type="checkbox"/>	-	<input checked="" type="checkbox"/>																																																																	
		<input checked="" type="checkbox"/>																																																																	
GENERALE																																																																			
<input type="checkbox"/>	-	<input checked="" type="checkbox"/>																																																																	
		<input checked="" type="checkbox"/>																																																																	
COD.	122	VIA Parco giochi																																																																	
	<b>CARATT.MECCANICHE</b>	<b>POSA</b>	<b>DIMENSIONI</b>																																																																
	<table border="1"> <tr><td><input type="checkbox"/></td><td>PALO</td><td></td><td>CLS</td></tr> <tr><td></td><td>CILINDRICO</td><td><input checked="" type="checkbox"/></td><td>FE</td></tr> <tr><td><input checked="" type="checkbox"/></td><td>RASTREMATO</td><td></td><td>PVC</td></tr> <tr><td></td><td>CONICO</td><td></td><td>LEGNO</td></tr> </table>	<input type="checkbox"/>	PALO		CLS		CILINDRICO	<input checked="" type="checkbox"/>	FE	<input checked="" type="checkbox"/>	RASTREMATO		PVC		CONICO		LEGNO	<table border="1"> <tr><td><input checked="" type="checkbox"/></td><td>POZZ.</td><td>SCATOLA</td></tr> <tr><td><input checked="" type="checkbox"/></td><td>CLS</td><td>PVC</td></tr> <tr><td></td><td>FE</td><td>FE</td></tr> <tr><td></td><td>PVC</td><td>INCASSO</td></tr> <tr><td></td><td></td><td>ESTERNA</td></tr> </table>	<input checked="" type="checkbox"/>	POZZ.	SCATOLA	<input checked="" type="checkbox"/>	CLS	PVC		FE	FE		PVC	INCASSO			ESTERNA	<table border="1"> <tr><td></td><td>H.</td><td>4 m</td></tr> <tr><td></td><td>L.</td><td></td></tr> <tr><td><input checked="" type="checkbox"/></td><td>AcZn</td><td></td></tr> <tr><td></td><td>VERN.</td><td></td></tr> </table>		H.	4 m		L.		<input checked="" type="checkbox"/>	AcZn			VERN.																						
<input type="checkbox"/>	PALO		CLS																																																																
	CILINDRICO	<input checked="" type="checkbox"/>	FE																																																																
<input checked="" type="checkbox"/>	RASTREMATO		PVC																																																																
	CONICO		LEGNO																																																																
<input checked="" type="checkbox"/>	POZZ.	SCATOLA																																																																	
<input checked="" type="checkbox"/>	CLS	PVC																																																																	
	FE	FE																																																																	
	PVC	INCASSO																																																																	
		ESTERNA																																																																	
	H.	4 m																																																																	
	L.																																																																		
<input checked="" type="checkbox"/>	AcZn																																																																		
	VERN.																																																																		
<b>IDENTIFICAZIONE</b>	<b>CARATT.ELETTRICHE</b>	<b>POSIZIONE</b>	<b>CONDIZIONI</b>																																																																
<table border="1"> <tr><td colspan="2">COORD. GPS</td></tr> <tr><td>MARCA</td><td></td></tr> <tr><td>TIPO</td><td></td></tr> <tr><td>QUADRO</td><td></td></tr> </table> <p>Note: globo</p>	COORD. GPS		MARCA		TIPO		QUADRO		<table border="1"> <tr><td><input type="checkbox"/></td><td>IP</td><td></td></tr> <tr><td></td><td>CLASSE</td><td>1</td></tr> <tr><td></td><td>CUT OFF</td><td></td></tr> <tr><td></td><td>SEMI CUT OFF</td><td></td></tr> <tr><td></td><td>LINEA</td><td></td></tr> <tr><td></td><td>SEZ.</td><td></td></tr> <tr><td><input checked="" type="checkbox"/></td><td>PE</td><td></td></tr> </table>	<input type="checkbox"/>	IP			CLASSE	1		CUT OFF			SEMI CUT OFF			LINEA			SEZ.		<input checked="" type="checkbox"/>	PE		<table border="1"> <tr><td></td><td>SEDE STRADALE</td></tr> <tr><td></td><td>BANCHINA</td></tr> <tr><td></td><td>MARCIAPIEDE</td></tr> <tr><td><input checked="" type="checkbox"/></td><td>ALTRO: parco</td></tr> </table> <p>Note:</p>		SEDE STRADALE		BANCHINA		MARCIAPIEDE	<input checked="" type="checkbox"/>	ALTRO: parco	<table border="1"> <tr><td colspan="3">SOSTEGNO</td></tr> <tr><td><input type="checkbox"/></td><td>-</td><td><input checked="" type="checkbox"/></td></tr> <tr><td></td><td></td><td><input checked="" type="checkbox"/></td></tr> <tr><td colspan="3">DIFFUSORE</td></tr> <tr><td><input type="checkbox"/></td><td>-</td><td><input checked="" type="checkbox"/></td></tr> <tr><td></td><td></td><td><input checked="" type="checkbox"/></td></tr> <tr><td colspan="3">GENERALE</td></tr> <tr><td><input type="checkbox"/></td><td>-</td><td><input checked="" type="checkbox"/></td></tr> <tr><td></td><td></td><td><input checked="" type="checkbox"/></td></tr> </table>	SOSTEGNO			<input type="checkbox"/>	-	<input checked="" type="checkbox"/>			<input checked="" type="checkbox"/>	DIFFUSORE			<input type="checkbox"/>	-	<input checked="" type="checkbox"/>			<input checked="" type="checkbox"/>	GENERALE			<input type="checkbox"/>	-	<input checked="" type="checkbox"/>			<input checked="" type="checkbox"/>
COORD. GPS																																																																			
MARCA																																																																			
TIPO																																																																			
QUADRO																																																																			
<input type="checkbox"/>	IP																																																																		
	CLASSE	1																																																																	
	CUT OFF																																																																		
	SEMI CUT OFF																																																																		
	LINEA																																																																		
	SEZ.																																																																		
<input checked="" type="checkbox"/>	PE																																																																		
	SEDE STRADALE																																																																		
	BANCHINA																																																																		
	MARCIAPIEDE																																																																		
<input checked="" type="checkbox"/>	ALTRO: parco																																																																		
SOSTEGNO																																																																			
<input type="checkbox"/>	-	<input checked="" type="checkbox"/>																																																																	
		<input checked="" type="checkbox"/>																																																																	
DIFFUSORE																																																																			
<input type="checkbox"/>	-	<input checked="" type="checkbox"/>																																																																	
		<input checked="" type="checkbox"/>																																																																	
GENERALE																																																																			
<input type="checkbox"/>	-	<input checked="" type="checkbox"/>																																																																	
		<input checked="" type="checkbox"/>																																																																	

<b>00</b>	PIANO REGOLATORE DELL'ILLUMINAZIONE COMUNALE – PRIC – DEL COMUNE DI SCURELLE (TN)	<i>censimento</i>	
<b>SEZ</b>		Pag. 44 di 143	25_09_rel.doc




COD.	123	VIA Parco giochi																																																																	
	<b>CARATT.MECCANICHE</b>	<b>POSA</b>	<b>DIMENSIONI</b>																																																																
	<table border="1"> <tr><td><input type="checkbox"/></td><td>PALO</td><td><input type="checkbox"/></td><td>CLS</td></tr> <tr><td><input type="checkbox"/></td><td>CILINDRICO</td><td><input checked="" type="checkbox"/></td><td>FE</td></tr> <tr><td><input checked="" type="checkbox"/></td><td>RASTREMATO</td><td><input type="checkbox"/></td><td>PVC</td></tr> <tr><td><input type="checkbox"/></td><td>CONICO</td><td><input type="checkbox"/></td><td>LEGNO</td></tr> </table>	<input type="checkbox"/>	PALO	<input type="checkbox"/>	CLS	<input type="checkbox"/>	CILINDRICO	<input checked="" type="checkbox"/>	FE	<input checked="" type="checkbox"/>	RASTREMATO	<input type="checkbox"/>	PVC	<input type="checkbox"/>	CONICO	<input type="checkbox"/>	LEGNO	<table border="1"> <tr><td><input checked="" type="checkbox"/></td><td>POZZ.</td><td><input type="checkbox"/></td><td>SCATOLA</td></tr> <tr><td><input checked="" type="checkbox"/></td><td>CLS</td><td><input type="checkbox"/></td><td>PVC</td></tr> <tr><td><input type="checkbox"/></td><td>FE</td><td><input type="checkbox"/></td><td>FE</td></tr> <tr><td><input type="checkbox"/></td><td>PVC</td><td><input type="checkbox"/></td><td>INCASSO</td></tr> <tr><td><input type="checkbox"/></td><td></td><td><input type="checkbox"/></td><td>ESTERNA</td></tr> </table>	<input checked="" type="checkbox"/>	POZZ.	<input type="checkbox"/>	SCATOLA	<input checked="" type="checkbox"/>	CLS	<input type="checkbox"/>	PVC	<input type="checkbox"/>	FE	<input type="checkbox"/>	FE	<input type="checkbox"/>	PVC	<input type="checkbox"/>	INCASSO	<input type="checkbox"/>		<input type="checkbox"/>	ESTERNA	<table border="1"> <tr><td><input type="checkbox"/></td><td>H.</td><td>4 m</td></tr> <tr><td><input type="checkbox"/></td><td>L.</td><td></td></tr> <tr><td><input checked="" type="checkbox"/></td><td>AcZn</td><td></td></tr> <tr><td><input type="checkbox"/></td><td>VERN.</td><td></td></tr> </table>	<input type="checkbox"/>	H.	4 m	<input type="checkbox"/>	L.		<input checked="" type="checkbox"/>	AcZn		<input type="checkbox"/>	VERN.																	
<input type="checkbox"/>	PALO	<input type="checkbox"/>	CLS																																																																
<input type="checkbox"/>	CILINDRICO	<input checked="" type="checkbox"/>	FE																																																																
<input checked="" type="checkbox"/>	RASTREMATO	<input type="checkbox"/>	PVC																																																																
<input type="checkbox"/>	CONICO	<input type="checkbox"/>	LEGNO																																																																
<input checked="" type="checkbox"/>	POZZ.	<input type="checkbox"/>	SCATOLA																																																																
<input checked="" type="checkbox"/>	CLS	<input type="checkbox"/>	PVC																																																																
<input type="checkbox"/>	FE	<input type="checkbox"/>	FE																																																																
<input type="checkbox"/>	PVC	<input type="checkbox"/>	INCASSO																																																																
<input type="checkbox"/>		<input type="checkbox"/>	ESTERNA																																																																
<input type="checkbox"/>	H.	4 m																																																																	
<input type="checkbox"/>	L.																																																																		
<input checked="" type="checkbox"/>	AcZn																																																																		
<input type="checkbox"/>	VERN.																																																																		
<b>IDENTIFICAZIONE</b>	<b>CARATT.ELETTRICHE</b>	<b>POSIZIONE</b>	<b>CONDIZIONI</b>																																																																
<table border="1"> <tr><td colspan="2">COORD. GPS</td></tr> <tr><td>MARCA</td><td></td></tr> <tr><td>TIPO</td><td></td></tr> <tr><td>QUADRO</td><td></td></tr> </table> <p>Note: globo</p>	COORD. GPS		MARCA		TIPO		QUADRO		<table border="1"> <tr><td><input type="checkbox"/></td><td>IP</td><td><input type="checkbox"/></td></tr> <tr><td><input type="checkbox"/></td><td>CLASSE</td><td>1</td></tr> <tr><td><input type="checkbox"/></td><td>CUT OFF</td><td></td></tr> <tr><td><input type="checkbox"/></td><td>SEMI CUT OFF</td><td></td></tr> <tr><td><input type="checkbox"/></td><td>LINEA</td><td></td></tr> <tr><td><input type="checkbox"/></td><td>SEZ.</td><td></td></tr> <tr><td><input checked="" type="checkbox"/></td><td>PE</td><td></td></tr> </table>	<input type="checkbox"/>	IP	<input type="checkbox"/>	<input type="checkbox"/>	CLASSE	1	<input type="checkbox"/>	CUT OFF		<input type="checkbox"/>	SEMI CUT OFF		<input type="checkbox"/>	LINEA		<input type="checkbox"/>	SEZ.		<input checked="" type="checkbox"/>	PE		<table border="1"> <tr><td><input type="checkbox"/></td><td>SEDE STRADALE</td></tr> <tr><td><input type="checkbox"/></td><td>BANCHINA</td></tr> <tr><td><input type="checkbox"/></td><td>MARCIAPIEDE</td></tr> <tr><td><input checked="" type="checkbox"/></td><td>ALTRO: parco</td></tr> </table> <p>Note:</p>	<input type="checkbox"/>	SEDE STRADALE	<input type="checkbox"/>	BANCHINA	<input type="checkbox"/>	MARCIAPIEDE	<input checked="" type="checkbox"/>	ALTRO: parco	<table border="1"> <tr><td colspan="3">SOSTEGNO</td></tr> <tr><td><input type="checkbox"/></td><td>-</td><td><input type="checkbox"/></td></tr> <tr><td><input type="checkbox"/></td><td></td><td><input checked="" type="checkbox"/></td></tr> <tr><td colspan="3">DIFFUSORE</td></tr> <tr><td><input type="checkbox"/></td><td>-</td><td><input type="checkbox"/></td></tr> <tr><td><input type="checkbox"/></td><td></td><td><input checked="" type="checkbox"/></td></tr> <tr><td colspan="3">GENERALE</td></tr> <tr><td><input type="checkbox"/></td><td>-</td><td><input type="checkbox"/></td></tr> <tr><td><input type="checkbox"/></td><td></td><td><input checked="" type="checkbox"/></td></tr> </table>	SOSTEGNO			<input type="checkbox"/>	-	<input type="checkbox"/>	<input type="checkbox"/>		<input checked="" type="checkbox"/>	DIFFUSORE			<input type="checkbox"/>	-	<input type="checkbox"/>	<input type="checkbox"/>		<input checked="" type="checkbox"/>	GENERALE			<input type="checkbox"/>	-	<input type="checkbox"/>	<input type="checkbox"/>		<input checked="" type="checkbox"/>
COORD. GPS																																																																			
MARCA																																																																			
TIPO																																																																			
QUADRO																																																																			
<input type="checkbox"/>	IP	<input type="checkbox"/>																																																																	
<input type="checkbox"/>	CLASSE	1																																																																	
<input type="checkbox"/>	CUT OFF																																																																		
<input type="checkbox"/>	SEMI CUT OFF																																																																		
<input type="checkbox"/>	LINEA																																																																		
<input type="checkbox"/>	SEZ.																																																																		
<input checked="" type="checkbox"/>	PE																																																																		
<input type="checkbox"/>	SEDE STRADALE																																																																		
<input type="checkbox"/>	BANCHINA																																																																		
<input type="checkbox"/>	MARCIAPIEDE																																																																		
<input checked="" type="checkbox"/>	ALTRO: parco																																																																		
SOSTEGNO																																																																			
<input type="checkbox"/>	-	<input type="checkbox"/>																																																																	
<input type="checkbox"/>		<input checked="" type="checkbox"/>																																																																	
DIFFUSORE																																																																			
<input type="checkbox"/>	-	<input type="checkbox"/>																																																																	
<input type="checkbox"/>		<input checked="" type="checkbox"/>																																																																	
GENERALE																																																																			
<input type="checkbox"/>	-	<input type="checkbox"/>																																																																	
<input type="checkbox"/>		<input checked="" type="checkbox"/>																																																																	
COD.	124	VIA Parco giochi																																																																	
	<b>CARATT.MECCANICHE</b>	<b>POSA</b>	<b>DIMENSIONI</b>																																																																
	<table border="1"> <tr><td><input type="checkbox"/></td><td>PALO</td><td><input type="checkbox"/></td><td>CLS</td></tr> <tr><td><input type="checkbox"/></td><td>CILINDRICO</td><td><input checked="" type="checkbox"/></td><td>FE</td></tr> <tr><td><input checked="" type="checkbox"/></td><td>RASTREMATO</td><td><input type="checkbox"/></td><td>PVC</td></tr> <tr><td><input type="checkbox"/></td><td>CONICO</td><td><input type="checkbox"/></td><td>LEGNO</td></tr> </table>	<input type="checkbox"/>	PALO	<input type="checkbox"/>	CLS	<input type="checkbox"/>	CILINDRICO	<input checked="" type="checkbox"/>	FE	<input checked="" type="checkbox"/>	RASTREMATO	<input type="checkbox"/>	PVC	<input type="checkbox"/>	CONICO	<input type="checkbox"/>	LEGNO	<table border="1"> <tr><td><input checked="" type="checkbox"/></td><td>POZZ.</td><td><input type="checkbox"/></td><td>SCATOLA</td></tr> <tr><td><input checked="" type="checkbox"/></td><td>CLS</td><td><input type="checkbox"/></td><td>PVC</td></tr> <tr><td><input type="checkbox"/></td><td>FE</td><td><input type="checkbox"/></td><td>FE</td></tr> <tr><td><input type="checkbox"/></td><td>PVC</td><td><input type="checkbox"/></td><td>INCASSO</td></tr> <tr><td><input type="checkbox"/></td><td></td><td><input type="checkbox"/></td><td>ESTERNA</td></tr> </table>	<input checked="" type="checkbox"/>	POZZ.	<input type="checkbox"/>	SCATOLA	<input checked="" type="checkbox"/>	CLS	<input type="checkbox"/>	PVC	<input type="checkbox"/>	FE	<input type="checkbox"/>	FE	<input type="checkbox"/>	PVC	<input type="checkbox"/>	INCASSO	<input type="checkbox"/>		<input type="checkbox"/>	ESTERNA	<table border="1"> <tr><td><input type="checkbox"/></td><td>H.</td><td>4 m</td></tr> <tr><td><input type="checkbox"/></td><td>L.</td><td></td></tr> <tr><td><input checked="" type="checkbox"/></td><td>AcZn</td><td></td></tr> <tr><td><input type="checkbox"/></td><td>VERN.</td><td></td></tr> </table>	<input type="checkbox"/>	H.	4 m	<input type="checkbox"/>	L.		<input checked="" type="checkbox"/>	AcZn		<input type="checkbox"/>	VERN.																	
<input type="checkbox"/>	PALO	<input type="checkbox"/>	CLS																																																																
<input type="checkbox"/>	CILINDRICO	<input checked="" type="checkbox"/>	FE																																																																
<input checked="" type="checkbox"/>	RASTREMATO	<input type="checkbox"/>	PVC																																																																
<input type="checkbox"/>	CONICO	<input type="checkbox"/>	LEGNO																																																																
<input checked="" type="checkbox"/>	POZZ.	<input type="checkbox"/>	SCATOLA																																																																
<input checked="" type="checkbox"/>	CLS	<input type="checkbox"/>	PVC																																																																
<input type="checkbox"/>	FE	<input type="checkbox"/>	FE																																																																
<input type="checkbox"/>	PVC	<input type="checkbox"/>	INCASSO																																																																
<input type="checkbox"/>		<input type="checkbox"/>	ESTERNA																																																																
<input type="checkbox"/>	H.	4 m																																																																	
<input type="checkbox"/>	L.																																																																		
<input checked="" type="checkbox"/>	AcZn																																																																		
<input type="checkbox"/>	VERN.																																																																		
<b>IDENTIFICAZIONE</b>	<b>CARATT.ELETTRICHE</b>	<b>POSIZIONE</b>	<b>CONDIZIONI</b>																																																																
<table border="1"> <tr><td colspan="2">COORD. GPS</td></tr> <tr><td>MARCA</td><td></td></tr> <tr><td>TIPO</td><td></td></tr> <tr><td>QUADRO</td><td></td></tr> </table> <p>Note: globo</p>	COORD. GPS		MARCA		TIPO		QUADRO		<table border="1"> <tr><td><input type="checkbox"/></td><td>IP</td><td><input type="checkbox"/></td></tr> <tr><td><input type="checkbox"/></td><td>CLASSE</td><td>1</td></tr> <tr><td><input type="checkbox"/></td><td>CUT OFF</td><td></td></tr> <tr><td><input type="checkbox"/></td><td>SEMI CUT OFF</td><td></td></tr> <tr><td><input type="checkbox"/></td><td>LINEA</td><td></td></tr> <tr><td><input type="checkbox"/></td><td>SEZ.</td><td></td></tr> <tr><td><input checked="" type="checkbox"/></td><td>PE</td><td></td></tr> </table>	<input type="checkbox"/>	IP	<input type="checkbox"/>	<input type="checkbox"/>	CLASSE	1	<input type="checkbox"/>	CUT OFF		<input type="checkbox"/>	SEMI CUT OFF		<input type="checkbox"/>	LINEA		<input type="checkbox"/>	SEZ.		<input checked="" type="checkbox"/>	PE		<table border="1"> <tr><td><input type="checkbox"/></td><td>SEDE STRADALE</td></tr> <tr><td><input type="checkbox"/></td><td>BANCHINA</td></tr> <tr><td><input type="checkbox"/></td><td>MARCIAPIEDE</td></tr> <tr><td><input checked="" type="checkbox"/></td><td>ALTRO: parco</td></tr> </table> <p>Note:</p>	<input type="checkbox"/>	SEDE STRADALE	<input type="checkbox"/>	BANCHINA	<input type="checkbox"/>	MARCIAPIEDE	<input checked="" type="checkbox"/>	ALTRO: parco	<table border="1"> <tr><td colspan="3">SOSTEGNO</td></tr> <tr><td><input type="checkbox"/></td><td>-</td><td><input type="checkbox"/></td></tr> <tr><td><input type="checkbox"/></td><td></td><td><input checked="" type="checkbox"/></td></tr> <tr><td colspan="3">DIFFUSORE</td></tr> <tr><td><input type="checkbox"/></td><td>-</td><td><input type="checkbox"/></td></tr> <tr><td><input type="checkbox"/></td><td></td><td><input checked="" type="checkbox"/></td></tr> <tr><td colspan="3">GENERALE</td></tr> <tr><td><input type="checkbox"/></td><td>-</td><td><input type="checkbox"/></td></tr> <tr><td><input type="checkbox"/></td><td></td><td><input checked="" type="checkbox"/></td></tr> </table>	SOSTEGNO			<input type="checkbox"/>	-	<input type="checkbox"/>	<input type="checkbox"/>		<input checked="" type="checkbox"/>	DIFFUSORE			<input type="checkbox"/>	-	<input type="checkbox"/>	<input type="checkbox"/>		<input checked="" type="checkbox"/>	GENERALE			<input type="checkbox"/>	-	<input type="checkbox"/>	<input type="checkbox"/>		<input checked="" type="checkbox"/>
COORD. GPS																																																																			
MARCA																																																																			
TIPO																																																																			
QUADRO																																																																			
<input type="checkbox"/>	IP	<input type="checkbox"/>																																																																	
<input type="checkbox"/>	CLASSE	1																																																																	
<input type="checkbox"/>	CUT OFF																																																																		
<input type="checkbox"/>	SEMI CUT OFF																																																																		
<input type="checkbox"/>	LINEA																																																																		
<input type="checkbox"/>	SEZ.																																																																		
<input checked="" type="checkbox"/>	PE																																																																		
<input type="checkbox"/>	SEDE STRADALE																																																																		
<input type="checkbox"/>	BANCHINA																																																																		
<input type="checkbox"/>	MARCIAPIEDE																																																																		
<input checked="" type="checkbox"/>	ALTRO: parco																																																																		
SOSTEGNO																																																																			
<input type="checkbox"/>	-	<input type="checkbox"/>																																																																	
<input type="checkbox"/>		<input checked="" type="checkbox"/>																																																																	
DIFFUSORE																																																																			
<input type="checkbox"/>	-	<input type="checkbox"/>																																																																	
<input type="checkbox"/>		<input checked="" type="checkbox"/>																																																																	
GENERALE																																																																			
<input type="checkbox"/>	-	<input type="checkbox"/>																																																																	
<input type="checkbox"/>		<input checked="" type="checkbox"/>																																																																	
COD.	125	VIA Parco giochi																																																																	
	<b>CARATT.MECCANICHE</b>	<b>POSA</b>	<b>DIMENSIONI</b>																																																																
	<table border="1"> <tr><td><input type="checkbox"/></td><td>PALO</td><td><input type="checkbox"/></td><td>CLS</td></tr> <tr><td><input type="checkbox"/></td><td>CILINDRICO</td><td><input checked="" type="checkbox"/></td><td>FE</td></tr> <tr><td><input checked="" type="checkbox"/></td><td>RASTREMATO</td><td><input type="checkbox"/></td><td>PVC</td></tr> <tr><td><input type="checkbox"/></td><td>CONICO</td><td><input type="checkbox"/></td><td>LEGNO</td></tr> </table>	<input type="checkbox"/>	PALO	<input type="checkbox"/>	CLS	<input type="checkbox"/>	CILINDRICO	<input checked="" type="checkbox"/>	FE	<input checked="" type="checkbox"/>	RASTREMATO	<input type="checkbox"/>	PVC	<input type="checkbox"/>	CONICO	<input type="checkbox"/>	LEGNO	<table border="1"> <tr><td><input checked="" type="checkbox"/></td><td>POZZ.</td><td><input type="checkbox"/></td><td>SCATOLA</td></tr> <tr><td><input checked="" type="checkbox"/></td><td>CLS</td><td><input type="checkbox"/></td><td>PVC</td></tr> <tr><td><input type="checkbox"/></td><td>FE</td><td><input type="checkbox"/></td><td>FE</td></tr> <tr><td><input type="checkbox"/></td><td>PVC</td><td><input type="checkbox"/></td><td>INCASSO</td></tr> <tr><td><input type="checkbox"/></td><td></td><td><input type="checkbox"/></td><td>ESTERNA</td></tr> </table>	<input checked="" type="checkbox"/>	POZZ.	<input type="checkbox"/>	SCATOLA	<input checked="" type="checkbox"/>	CLS	<input type="checkbox"/>	PVC	<input type="checkbox"/>	FE	<input type="checkbox"/>	FE	<input type="checkbox"/>	PVC	<input type="checkbox"/>	INCASSO	<input type="checkbox"/>		<input type="checkbox"/>	ESTERNA	<table border="1"> <tr><td><input type="checkbox"/></td><td>H.</td><td>4 m</td></tr> <tr><td><input type="checkbox"/></td><td>L.</td><td></td></tr> <tr><td><input checked="" type="checkbox"/></td><td>AcZn</td><td></td></tr> <tr><td><input type="checkbox"/></td><td>VERN.</td><td></td></tr> </table>	<input type="checkbox"/>	H.	4 m	<input type="checkbox"/>	L.		<input checked="" type="checkbox"/>	AcZn		<input type="checkbox"/>	VERN.																	
<input type="checkbox"/>	PALO	<input type="checkbox"/>	CLS																																																																
<input type="checkbox"/>	CILINDRICO	<input checked="" type="checkbox"/>	FE																																																																
<input checked="" type="checkbox"/>	RASTREMATO	<input type="checkbox"/>	PVC																																																																
<input type="checkbox"/>	CONICO	<input type="checkbox"/>	LEGNO																																																																
<input checked="" type="checkbox"/>	POZZ.	<input type="checkbox"/>	SCATOLA																																																																
<input checked="" type="checkbox"/>	CLS	<input type="checkbox"/>	PVC																																																																
<input type="checkbox"/>	FE	<input type="checkbox"/>	FE																																																																
<input type="checkbox"/>	PVC	<input type="checkbox"/>	INCASSO																																																																
<input type="checkbox"/>		<input type="checkbox"/>	ESTERNA																																																																
<input type="checkbox"/>	H.	4 m																																																																	
<input type="checkbox"/>	L.																																																																		
<input checked="" type="checkbox"/>	AcZn																																																																		
<input type="checkbox"/>	VERN.																																																																		
<b>IDENTIFICAZIONE</b>	<b>CARATT.ELETTRICHE</b>	<b>POSIZIONE</b>	<b>CONDIZIONI</b>																																																																
<table border="1"> <tr><td colspan="2">COORD. GPS</td></tr> <tr><td>MARCA</td><td></td></tr> <tr><td>TIPO</td><td></td></tr> <tr><td>QUADRO</td><td></td></tr> </table> <p>Note: globo</p>	COORD. GPS		MARCA		TIPO		QUADRO		<table border="1"> <tr><td><input type="checkbox"/></td><td>IP</td><td><input type="checkbox"/></td></tr> <tr><td><input type="checkbox"/></td><td>CLASSE</td><td>1</td></tr> <tr><td><input type="checkbox"/></td><td>CUT OFF</td><td></td></tr> <tr><td><input type="checkbox"/></td><td>SEMI CUT OFF</td><td></td></tr> <tr><td><input type="checkbox"/></td><td>LINEA</td><td></td></tr> <tr><td><input type="checkbox"/></td><td>SEZ.</td><td></td></tr> <tr><td><input checked="" type="checkbox"/></td><td>PE</td><td></td></tr> </table>	<input type="checkbox"/>	IP	<input type="checkbox"/>	<input type="checkbox"/>	CLASSE	1	<input type="checkbox"/>	CUT OFF		<input type="checkbox"/>	SEMI CUT OFF		<input type="checkbox"/>	LINEA		<input type="checkbox"/>	SEZ.		<input checked="" type="checkbox"/>	PE		<table border="1"> <tr><td><input type="checkbox"/></td><td>SEDE STRADALE</td></tr> <tr><td><input type="checkbox"/></td><td>BANCHINA</td></tr> <tr><td><input type="checkbox"/></td><td>MARCIAPIEDE</td></tr> <tr><td><input checked="" type="checkbox"/></td><td>ALTRO: parco</td></tr> </table> <p>Note:</p>	<input type="checkbox"/>	SEDE STRADALE	<input type="checkbox"/>	BANCHINA	<input type="checkbox"/>	MARCIAPIEDE	<input checked="" type="checkbox"/>	ALTRO: parco	<table border="1"> <tr><td colspan="3">SOSTEGNO</td></tr> <tr><td><input type="checkbox"/></td><td>-</td><td><input type="checkbox"/></td></tr> <tr><td><input type="checkbox"/></td><td></td><td><input checked="" type="checkbox"/></td></tr> <tr><td colspan="3">DIFFUSORE</td></tr> <tr><td><input type="checkbox"/></td><td>-</td><td><input type="checkbox"/></td></tr> <tr><td><input type="checkbox"/></td><td></td><td><input checked="" type="checkbox"/></td></tr> <tr><td colspan="3">GENERALE</td></tr> <tr><td><input type="checkbox"/></td><td>-</td><td><input type="checkbox"/></td></tr> <tr><td><input type="checkbox"/></td><td></td><td><input checked="" type="checkbox"/></td></tr> </table>	SOSTEGNO			<input type="checkbox"/>	-	<input type="checkbox"/>	<input type="checkbox"/>		<input checked="" type="checkbox"/>	DIFFUSORE			<input type="checkbox"/>	-	<input type="checkbox"/>	<input type="checkbox"/>		<input checked="" type="checkbox"/>	GENERALE			<input type="checkbox"/>	-	<input type="checkbox"/>	<input type="checkbox"/>		<input checked="" type="checkbox"/>
COORD. GPS																																																																			
MARCA																																																																			
TIPO																																																																			
QUADRO																																																																			
<input type="checkbox"/>	IP	<input type="checkbox"/>																																																																	
<input type="checkbox"/>	CLASSE	1																																																																	
<input type="checkbox"/>	CUT OFF																																																																		
<input type="checkbox"/>	SEMI CUT OFF																																																																		
<input type="checkbox"/>	LINEA																																																																		
<input type="checkbox"/>	SEZ.																																																																		
<input checked="" type="checkbox"/>	PE																																																																		
<input type="checkbox"/>	SEDE STRADALE																																																																		
<input type="checkbox"/>	BANCHINA																																																																		
<input type="checkbox"/>	MARCIAPIEDE																																																																		
<input checked="" type="checkbox"/>	ALTRO: parco																																																																		
SOSTEGNO																																																																			
<input type="checkbox"/>	-	<input type="checkbox"/>																																																																	
<input type="checkbox"/>		<input checked="" type="checkbox"/>																																																																	
DIFFUSORE																																																																			
<input type="checkbox"/>	-	<input type="checkbox"/>																																																																	
<input type="checkbox"/>		<input checked="" type="checkbox"/>																																																																	
GENERALE																																																																			
<input type="checkbox"/>	-	<input type="checkbox"/>																																																																	
<input type="checkbox"/>		<input checked="" type="checkbox"/>																																																																	




<b>00</b>	PIANO REGOLATORE DELL'ILLUMINAZIONE COMUNALE – PRIC – DEL COMUNE DI SCURELLE (TN)	<i>censimento</i>	
		Pag. 45 di 143	25_09_rel.doc

COD.	126	VIA Parco giochi																																																									
	<table border="1"> <tr><td colspan="2"><b>CARATT.MECCANICHE</b></td></tr> <tr><td><input type="checkbox"/> PALO</td><td><input type="checkbox"/> CLS</td></tr> <tr><td><input type="checkbox"/> CILINDRICO</td><td><input checked="" type="checkbox"/> FE</td></tr> <tr><td><input checked="" type="checkbox"/> RASTREMATO</td><td><input type="checkbox"/> PVC</td></tr> <tr><td><input type="checkbox"/> CONICO</td><td><input type="checkbox"/> LEGNO</td></tr> </table>	<b>CARATT.MECCANICHE</b>		<input type="checkbox"/> PALO	<input type="checkbox"/> CLS	<input type="checkbox"/> CILINDRICO	<input checked="" type="checkbox"/> FE	<input checked="" type="checkbox"/> RASTREMATO	<input type="checkbox"/> PVC	<input type="checkbox"/> CONICO	<input type="checkbox"/> LEGNO	<table border="1"> <tr><td colspan="2"><b>POSA</b></td></tr> <tr><td><input checked="" type="checkbox"/> POZZ.</td><td><input type="checkbox"/> SCATOLA</td></tr> <tr><td><input checked="" type="checkbox"/> CLS</td><td><input type="checkbox"/> PVC</td></tr> <tr><td><input type="checkbox"/> FE</td><td><input type="checkbox"/> FE</td></tr> <tr><td><input type="checkbox"/> PVC</td><td><input type="checkbox"/> INCASSO</td></tr> <tr><td><input type="checkbox"/></td><td><input type="checkbox"/> ESTERNA</td></tr> </table>	<b>POSA</b>		<input checked="" type="checkbox"/> POZZ.	<input type="checkbox"/> SCATOLA	<input checked="" type="checkbox"/> CLS	<input type="checkbox"/> PVC	<input type="checkbox"/> FE	<input type="checkbox"/> FE	<input type="checkbox"/> PVC	<input type="checkbox"/> INCASSO	<input type="checkbox"/>	<input type="checkbox"/> ESTERNA	<table border="1"> <tr><td colspan="2"><b>DIMENSIONI</b></td></tr> <tr><td><input type="checkbox"/> H.</td><td>4 m</td></tr> <tr><td><input type="checkbox"/> L.</td><td></td></tr> <tr><td><input checked="" type="checkbox"/> AcZn</td><td></td></tr> <tr><td><input type="checkbox"/> VERN.</td><td></td></tr> </table>	<b>DIMENSIONI</b>		<input type="checkbox"/> H.	4 m	<input type="checkbox"/> L.		<input checked="" type="checkbox"/> AcZn		<input type="checkbox"/> VERN.																									
<b>CARATT.MECCANICHE</b>																																																											
<input type="checkbox"/> PALO	<input type="checkbox"/> CLS																																																										
<input type="checkbox"/> CILINDRICO	<input checked="" type="checkbox"/> FE																																																										
<input checked="" type="checkbox"/> RASTREMATO	<input type="checkbox"/> PVC																																																										
<input type="checkbox"/> CONICO	<input type="checkbox"/> LEGNO																																																										
<b>POSA</b>																																																											
<input checked="" type="checkbox"/> POZZ.	<input type="checkbox"/> SCATOLA																																																										
<input checked="" type="checkbox"/> CLS	<input type="checkbox"/> PVC																																																										
<input type="checkbox"/> FE	<input type="checkbox"/> FE																																																										
<input type="checkbox"/> PVC	<input type="checkbox"/> INCASSO																																																										
<input type="checkbox"/>	<input type="checkbox"/> ESTERNA																																																										
<b>DIMENSIONI</b>																																																											
<input type="checkbox"/> H.	4 m																																																										
<input type="checkbox"/> L.																																																											
<input checked="" type="checkbox"/> AcZn																																																											
<input type="checkbox"/> VERN.																																																											
<table border="1"> <tr><td colspan="2"><b>IDENTIFICAZIONE</b></td></tr> <tr><td colspan="2">COORD. GPS</td></tr> <tr><td>MARCA</td><td></td></tr> <tr><td>TIPO</td><td></td></tr> <tr><td>QUADRO</td><td></td></tr> </table> <p>Note: globo</p>	<b>IDENTIFICAZIONE</b>		COORD. GPS		MARCA		TIPO		QUADRO		<table border="1"> <tr><td colspan="2"><b>CARATT.ELETTRICHE</b></td></tr> <tr><td><input type="checkbox"/> IP</td><td></td></tr> <tr><td><input type="checkbox"/> CLASSE</td><td>1</td></tr> <tr><td><input type="checkbox"/> CUT OFF</td><td></td></tr> <tr><td><input type="checkbox"/> SEMI CUT OFF</td><td></td></tr> <tr><td><input type="checkbox"/> LINEA</td><td></td></tr> <tr><td><input type="checkbox"/> SEZ.</td><td></td></tr> <tr><td><input checked="" type="checkbox"/> PE</td><td></td></tr> </table>	<b>CARATT.ELETTRICHE</b>		<input type="checkbox"/> IP		<input type="checkbox"/> CLASSE	1	<input type="checkbox"/> CUT OFF		<input type="checkbox"/> SEMI CUT OFF		<input type="checkbox"/> LINEA		<input type="checkbox"/> SEZ.		<input checked="" type="checkbox"/> PE		<table border="1"> <tr><td colspan="2"><b>POSIZIONE</b></td></tr> <tr><td><input type="checkbox"/></td><td>SEDE STRADALE</td></tr> <tr><td><input type="checkbox"/></td><td>BANCHINA</td></tr> <tr><td><input type="checkbox"/></td><td>MARCIAPIEDE</td></tr> <tr><td><input checked="" type="checkbox"/></td><td>ALTRO: parco</td></tr> </table> <p>Note:</p>	<b>POSIZIONE</b>		<input type="checkbox"/>	SEDE STRADALE	<input type="checkbox"/>	BANCHINA	<input type="checkbox"/>	MARCIAPIEDE	<input checked="" type="checkbox"/>	ALTRO: parco	<table border="1"> <tr><td colspan="2"><b>CONDIZIONI</b></td></tr> <tr><td colspan="2">SOSTEGNO</td></tr> <tr><td><input type="checkbox"/></td><td>- <input checked="" type="checkbox"/></td></tr> <tr><td><input type="checkbox"/></td><td>x</td></tr> <tr><td colspan="2">DIFFUSORE</td></tr> <tr><td><input type="checkbox"/></td><td>- <input checked="" type="checkbox"/></td></tr> <tr><td><input type="checkbox"/></td><td>x</td></tr> <tr><td colspan="2">GENERALE</td></tr> <tr><td><input type="checkbox"/></td><td>- <input checked="" type="checkbox"/></td></tr> <tr><td><input type="checkbox"/></td><td>x</td></tr> </table>	<b>CONDIZIONI</b>		SOSTEGNO		<input type="checkbox"/>	- <input checked="" type="checkbox"/>	<input type="checkbox"/>	x	DIFFUSORE		<input type="checkbox"/>	- <input checked="" type="checkbox"/>	<input type="checkbox"/>	x	GENERALE		<input type="checkbox"/>	- <input checked="" type="checkbox"/>	<input type="checkbox"/>	x
<b>IDENTIFICAZIONE</b>																																																											
COORD. GPS																																																											
MARCA																																																											
TIPO																																																											
QUADRO																																																											
<b>CARATT.ELETTRICHE</b>																																																											
<input type="checkbox"/> IP																																																											
<input type="checkbox"/> CLASSE	1																																																										
<input type="checkbox"/> CUT OFF																																																											
<input type="checkbox"/> SEMI CUT OFF																																																											
<input type="checkbox"/> LINEA																																																											
<input type="checkbox"/> SEZ.																																																											
<input checked="" type="checkbox"/> PE																																																											
<b>POSIZIONE</b>																																																											
<input type="checkbox"/>	SEDE STRADALE																																																										
<input type="checkbox"/>	BANCHINA																																																										
<input type="checkbox"/>	MARCIAPIEDE																																																										
<input checked="" type="checkbox"/>	ALTRO: parco																																																										
<b>CONDIZIONI</b>																																																											
SOSTEGNO																																																											
<input type="checkbox"/>	- <input checked="" type="checkbox"/>																																																										
<input type="checkbox"/>	x																																																										
DIFFUSORE																																																											
<input type="checkbox"/>	- <input checked="" type="checkbox"/>																																																										
<input type="checkbox"/>	x																																																										
GENERALE																																																											
<input type="checkbox"/>	- <input checked="" type="checkbox"/>																																																										
<input type="checkbox"/>	x																																																										
COD.	127	VIA Parco giochi																																																									
	<table border="1"> <tr><td colspan="2"><b>CARATT.MECCANICHE</b></td></tr> <tr><td><input type="checkbox"/> PALO</td><td><input type="checkbox"/> CLS</td></tr> <tr><td><input type="checkbox"/> CILINDRICO</td><td><input checked="" type="checkbox"/> FE</td></tr> <tr><td><input checked="" type="checkbox"/> RASTREMATO</td><td><input type="checkbox"/> PVC</td></tr> <tr><td><input type="checkbox"/> CONICO</td><td><input type="checkbox"/> LEGNO</td></tr> </table>	<b>CARATT.MECCANICHE</b>		<input type="checkbox"/> PALO	<input type="checkbox"/> CLS	<input type="checkbox"/> CILINDRICO	<input checked="" type="checkbox"/> FE	<input checked="" type="checkbox"/> RASTREMATO	<input type="checkbox"/> PVC	<input type="checkbox"/> CONICO	<input type="checkbox"/> LEGNO	<table border="1"> <tr><td colspan="2"><b>POSA</b></td></tr> <tr><td><input checked="" type="checkbox"/> POZZ.</td><td><input type="checkbox"/> SCATOLA</td></tr> <tr><td><input checked="" type="checkbox"/> CLS</td><td><input type="checkbox"/> PVC</td></tr> <tr><td><input type="checkbox"/> FE</td><td><input type="checkbox"/> FE</td></tr> <tr><td><input type="checkbox"/> PVC</td><td><input type="checkbox"/> INCASSO</td></tr> <tr><td><input type="checkbox"/></td><td><input type="checkbox"/> ESTERNA</td></tr> </table>	<b>POSA</b>		<input checked="" type="checkbox"/> POZZ.	<input type="checkbox"/> SCATOLA	<input checked="" type="checkbox"/> CLS	<input type="checkbox"/> PVC	<input type="checkbox"/> FE	<input type="checkbox"/> FE	<input type="checkbox"/> PVC	<input type="checkbox"/> INCASSO	<input type="checkbox"/>	<input type="checkbox"/> ESTERNA	<table border="1"> <tr><td colspan="2"><b>DIMENSIONI</b></td></tr> <tr><td><input type="checkbox"/> H.</td><td>4 m</td></tr> <tr><td><input type="checkbox"/> L.</td><td></td></tr> <tr><td><input checked="" type="checkbox"/> AcZn</td><td></td></tr> <tr><td><input type="checkbox"/> VERN.</td><td></td></tr> </table>	<b>DIMENSIONI</b>		<input type="checkbox"/> H.	4 m	<input type="checkbox"/> L.		<input checked="" type="checkbox"/> AcZn		<input type="checkbox"/> VERN.																									
<b>CARATT.MECCANICHE</b>																																																											
<input type="checkbox"/> PALO	<input type="checkbox"/> CLS																																																										
<input type="checkbox"/> CILINDRICO	<input checked="" type="checkbox"/> FE																																																										
<input checked="" type="checkbox"/> RASTREMATO	<input type="checkbox"/> PVC																																																										
<input type="checkbox"/> CONICO	<input type="checkbox"/> LEGNO																																																										
<b>POSA</b>																																																											
<input checked="" type="checkbox"/> POZZ.	<input type="checkbox"/> SCATOLA																																																										
<input checked="" type="checkbox"/> CLS	<input type="checkbox"/> PVC																																																										
<input type="checkbox"/> FE	<input type="checkbox"/> FE																																																										
<input type="checkbox"/> PVC	<input type="checkbox"/> INCASSO																																																										
<input type="checkbox"/>	<input type="checkbox"/> ESTERNA																																																										
<b>DIMENSIONI</b>																																																											
<input type="checkbox"/> H.	4 m																																																										
<input type="checkbox"/> L.																																																											
<input checked="" type="checkbox"/> AcZn																																																											
<input type="checkbox"/> VERN.																																																											
<table border="1"> <tr><td colspan="2"><b>IDENTIFICAZIONE</b></td></tr> <tr><td colspan="2">COORD. GPS</td></tr> <tr><td>MARCA</td><td></td></tr> <tr><td>TIPO</td><td></td></tr> <tr><td>QUADRO</td><td></td></tr> </table> <p>Note: globo</p>	<b>IDENTIFICAZIONE</b>		COORD. GPS		MARCA		TIPO		QUADRO		<table border="1"> <tr><td colspan="2"><b>CARATT.ELETTRICHE</b></td></tr> <tr><td><input type="checkbox"/> IP</td><td></td></tr> <tr><td><input type="checkbox"/> CLASSE</td><td>1</td></tr> <tr><td><input type="checkbox"/> CUT OFF</td><td></td></tr> <tr><td><input type="checkbox"/> SEMI CUT OFF</td><td></td></tr> <tr><td><input type="checkbox"/> LINEA</td><td></td></tr> <tr><td><input type="checkbox"/> SEZ.</td><td></td></tr> <tr><td><input checked="" type="checkbox"/> PE</td><td></td></tr> </table>	<b>CARATT.ELETTRICHE</b>		<input type="checkbox"/> IP		<input type="checkbox"/> CLASSE	1	<input type="checkbox"/> CUT OFF		<input type="checkbox"/> SEMI CUT OFF		<input type="checkbox"/> LINEA		<input type="checkbox"/> SEZ.		<input checked="" type="checkbox"/> PE		<table border="1"> <tr><td colspan="2"><b>POSIZIONE</b></td></tr> <tr><td><input type="checkbox"/></td><td>SEDE STRADALE</td></tr> <tr><td><input type="checkbox"/></td><td>BANCHINA</td></tr> <tr><td><input type="checkbox"/></td><td>MARCIAPIEDE</td></tr> <tr><td><input checked="" type="checkbox"/></td><td>ALTRO: parco</td></tr> </table> <p>Note:</p>	<b>POSIZIONE</b>		<input type="checkbox"/>	SEDE STRADALE	<input type="checkbox"/>	BANCHINA	<input type="checkbox"/>	MARCIAPIEDE	<input checked="" type="checkbox"/>	ALTRO: parco	<table border="1"> <tr><td colspan="2"><b>CONDIZIONI</b></td></tr> <tr><td colspan="2">SOSTEGNO</td></tr> <tr><td><input type="checkbox"/></td><td>- <input checked="" type="checkbox"/></td></tr> <tr><td><input type="checkbox"/></td><td>x</td></tr> <tr><td colspan="2">DIFFUSORE</td></tr> <tr><td><input type="checkbox"/></td><td>- <input checked="" type="checkbox"/></td></tr> <tr><td><input type="checkbox"/></td><td>x</td></tr> <tr><td colspan="2">GENERALE</td></tr> <tr><td><input type="checkbox"/></td><td>- <input checked="" type="checkbox"/></td></tr> <tr><td><input type="checkbox"/></td><td>x</td></tr> </table>	<b>CONDIZIONI</b>		SOSTEGNO		<input type="checkbox"/>	- <input checked="" type="checkbox"/>	<input type="checkbox"/>	x	DIFFUSORE		<input type="checkbox"/>	- <input checked="" type="checkbox"/>	<input type="checkbox"/>	x	GENERALE		<input type="checkbox"/>	- <input checked="" type="checkbox"/>	<input type="checkbox"/>	x
<b>IDENTIFICAZIONE</b>																																																											
COORD. GPS																																																											
MARCA																																																											
TIPO																																																											
QUADRO																																																											
<b>CARATT.ELETTRICHE</b>																																																											
<input type="checkbox"/> IP																																																											
<input type="checkbox"/> CLASSE	1																																																										
<input type="checkbox"/> CUT OFF																																																											
<input type="checkbox"/> SEMI CUT OFF																																																											
<input type="checkbox"/> LINEA																																																											
<input type="checkbox"/> SEZ.																																																											
<input checked="" type="checkbox"/> PE																																																											
<b>POSIZIONE</b>																																																											
<input type="checkbox"/>	SEDE STRADALE																																																										
<input type="checkbox"/>	BANCHINA																																																										
<input type="checkbox"/>	MARCIAPIEDE																																																										
<input checked="" type="checkbox"/>	ALTRO: parco																																																										
<b>CONDIZIONI</b>																																																											
SOSTEGNO																																																											
<input type="checkbox"/>	- <input checked="" type="checkbox"/>																																																										
<input type="checkbox"/>	x																																																										
DIFFUSORE																																																											
<input type="checkbox"/>	- <input checked="" type="checkbox"/>																																																										
<input type="checkbox"/>	x																																																										
GENERALE																																																											
<input type="checkbox"/>	- <input checked="" type="checkbox"/>																																																										
<input type="checkbox"/>	x																																																										
COD.	128	VIA Beniamino Donzelli																																																									
	<table border="1"> <tr><td colspan="2"><b>CARATT.MECCANICHE</b></td></tr> <tr><td><input type="checkbox"/> PALO</td><td><input type="checkbox"/> CLS</td></tr> <tr><td><input type="checkbox"/> CILINDRICO</td><td><input checked="" type="checkbox"/> FE</td></tr> <tr><td><input type="checkbox"/> RASTREMATO</td><td><input type="checkbox"/> PVC</td></tr> <tr><td><input type="checkbox"/> CONICO</td><td><input type="checkbox"/> LEGNO</td></tr> <tr><td><input checked="" type="checkbox"/> MENSOLA</td><td></td></tr> </table>	<b>CARATT.MECCANICHE</b>		<input type="checkbox"/> PALO	<input type="checkbox"/> CLS	<input type="checkbox"/> CILINDRICO	<input checked="" type="checkbox"/> FE	<input type="checkbox"/> RASTREMATO	<input type="checkbox"/> PVC	<input type="checkbox"/> CONICO	<input type="checkbox"/> LEGNO	<input checked="" type="checkbox"/> MENSOLA		<table border="1"> <tr><td colspan="2"><b>POSA</b></td></tr> <tr><td><input type="checkbox"/> POZZ.</td><td><input checked="" type="checkbox"/> SCATOLA</td></tr> <tr><td><input type="checkbox"/> CLS</td><td><input checked="" type="checkbox"/> PVC</td></tr> <tr><td><input type="checkbox"/> FE</td><td><input type="checkbox"/> FE</td></tr> <tr><td><input type="checkbox"/> PVC</td><td><input checked="" type="checkbox"/> INCASSO</td></tr> <tr><td><input type="checkbox"/></td><td><input type="checkbox"/> ESTERNA</td></tr> </table>	<b>POSA</b>		<input type="checkbox"/> POZZ.	<input checked="" type="checkbox"/> SCATOLA	<input type="checkbox"/> CLS	<input checked="" type="checkbox"/> PVC	<input type="checkbox"/> FE	<input type="checkbox"/> FE	<input type="checkbox"/> PVC	<input checked="" type="checkbox"/> INCASSO	<input type="checkbox"/>	<input type="checkbox"/> ESTERNA	<table border="1"> <tr><td colspan="2"><b>DIMENSIONI</b></td></tr> <tr><td><input type="checkbox"/> H.</td><td></td></tr> <tr><td><input type="checkbox"/> L.</td><td>50cm</td></tr> <tr><td><input type="checkbox"/> AcZn</td><td></td></tr> <tr><td><input checked="" type="checkbox"/> VERN.</td><td>nero</td></tr> </table>	<b>DIMENSIONI</b>		<input type="checkbox"/> H.		<input type="checkbox"/> L.	50cm	<input type="checkbox"/> AcZn		<input checked="" type="checkbox"/> VERN.	nero																						
<b>CARATT.MECCANICHE</b>																																																											
<input type="checkbox"/> PALO	<input type="checkbox"/> CLS																																																										
<input type="checkbox"/> CILINDRICO	<input checked="" type="checkbox"/> FE																																																										
<input type="checkbox"/> RASTREMATO	<input type="checkbox"/> PVC																																																										
<input type="checkbox"/> CONICO	<input type="checkbox"/> LEGNO																																																										
<input checked="" type="checkbox"/> MENSOLA																																																											
<b>POSA</b>																																																											
<input type="checkbox"/> POZZ.	<input checked="" type="checkbox"/> SCATOLA																																																										
<input type="checkbox"/> CLS	<input checked="" type="checkbox"/> PVC																																																										
<input type="checkbox"/> FE	<input type="checkbox"/> FE																																																										
<input type="checkbox"/> PVC	<input checked="" type="checkbox"/> INCASSO																																																										
<input type="checkbox"/>	<input type="checkbox"/> ESTERNA																																																										
<b>DIMENSIONI</b>																																																											
<input type="checkbox"/> H.																																																											
<input type="checkbox"/> L.	50cm																																																										
<input type="checkbox"/> AcZn																																																											
<input checked="" type="checkbox"/> VERN.	nero																																																										
<table border="1"> <tr><td colspan="2"><b>IDENTIFICAZIONE</b></td></tr> <tr><td colspan="2">COORD. GPS</td></tr> <tr><td>MARCA</td><td></td></tr> <tr><td>TIPO</td><td></td></tr> <tr><td>QUADRO</td><td></td></tr> </table> <p>Note:</p>	<b>IDENTIFICAZIONE</b>		COORD. GPS		MARCA		TIPO		QUADRO		<table border="1"> <tr><td colspan="2"><b>CARATT.ELETTRICHE</b></td></tr> <tr><td><input type="checkbox"/> IP</td><td></td></tr> <tr><td><input type="checkbox"/> CLASSE</td><td>1</td></tr> <tr><td><input type="checkbox"/> CUT OFF</td><td></td></tr> <tr><td><input type="checkbox"/> SEMI CUT OFF</td><td></td></tr> <tr><td><input type="checkbox"/> LINEA</td><td></td></tr> <tr><td><input type="checkbox"/> SEZ.</td><td></td></tr> <tr><td><input checked="" type="checkbox"/> PE</td><td></td></tr> </table>	<b>CARATT.ELETTRICHE</b>		<input type="checkbox"/> IP		<input type="checkbox"/> CLASSE	1	<input type="checkbox"/> CUT OFF		<input type="checkbox"/> SEMI CUT OFF		<input type="checkbox"/> LINEA		<input type="checkbox"/> SEZ.		<input checked="" type="checkbox"/> PE		<table border="1"> <tr><td colspan="2"><b>POSIZIONE</b></td></tr> <tr><td><input checked="" type="checkbox"/></td><td>SEDE STRADALE</td></tr> <tr><td><input type="checkbox"/></td><td>BANCHINA</td></tr> <tr><td><input type="checkbox"/></td><td>MARCIAPIEDE</td></tr> <tr><td><input type="checkbox"/></td><td>ALTRO</td></tr> </table> <p>Note:</p>	<b>POSIZIONE</b>		<input checked="" type="checkbox"/>	SEDE STRADALE	<input type="checkbox"/>	BANCHINA	<input type="checkbox"/>	MARCIAPIEDE	<input type="checkbox"/>	ALTRO	<table border="1"> <tr><td colspan="2"><b>CONDIZIONI</b></td></tr> <tr><td colspan="2">SOSTEGNO</td></tr> <tr><td><input type="checkbox"/></td><td>- <input checked="" type="checkbox"/></td></tr> <tr><td><input type="checkbox"/></td><td>x</td></tr> <tr><td colspan="2">DIFFUSORE</td></tr> <tr><td><input type="checkbox"/></td><td>- <input checked="" type="checkbox"/></td></tr> <tr><td><input type="checkbox"/></td><td>x</td></tr> <tr><td colspan="2">GENERALE</td></tr> <tr><td><input type="checkbox"/></td><td>- <input checked="" type="checkbox"/></td></tr> <tr><td><input type="checkbox"/></td><td>x</td></tr> </table>	<b>CONDIZIONI</b>		SOSTEGNO		<input type="checkbox"/>	- <input checked="" type="checkbox"/>	<input type="checkbox"/>	x	DIFFUSORE		<input type="checkbox"/>	- <input checked="" type="checkbox"/>	<input type="checkbox"/>	x	GENERALE		<input type="checkbox"/>	- <input checked="" type="checkbox"/>	<input type="checkbox"/>	x
<b>IDENTIFICAZIONE</b>																																																											
COORD. GPS																																																											
MARCA																																																											
TIPO																																																											
QUADRO																																																											
<b>CARATT.ELETTRICHE</b>																																																											
<input type="checkbox"/> IP																																																											
<input type="checkbox"/> CLASSE	1																																																										
<input type="checkbox"/> CUT OFF																																																											
<input type="checkbox"/> SEMI CUT OFF																																																											
<input type="checkbox"/> LINEA																																																											
<input type="checkbox"/> SEZ.																																																											
<input checked="" type="checkbox"/> PE																																																											
<b>POSIZIONE</b>																																																											
<input checked="" type="checkbox"/>	SEDE STRADALE																																																										
<input type="checkbox"/>	BANCHINA																																																										
<input type="checkbox"/>	MARCIAPIEDE																																																										
<input type="checkbox"/>	ALTRO																																																										
<b>CONDIZIONI</b>																																																											
SOSTEGNO																																																											
<input type="checkbox"/>	- <input checked="" type="checkbox"/>																																																										
<input type="checkbox"/>	x																																																										
DIFFUSORE																																																											
<input type="checkbox"/>	- <input checked="" type="checkbox"/>																																																										
<input type="checkbox"/>	x																																																										
GENERALE																																																											
<input type="checkbox"/>	- <input checked="" type="checkbox"/>																																																										
<input type="checkbox"/>	x																																																										




<b>00</b>	PIANO REGOLATORE DELL'ILLUMINAZIONE COMUNALE – PRIC – DEL COMUNE DI SCURELLE (TN)	<i>censimento</i>	
<b>SEZ</b>		Pag. 46 di 143	25_09_rel.doc

COD.	129	VIA Beniamino Donzelli																																																																	
	<b>CARATT.MECCANICHE</b>	<b>POSA</b>	<b>DIMENSIONI</b>																																																																
	<table border="1"> <tr><td><input type="checkbox"/></td><td>PALO</td><td></td><td>CLS</td></tr> <tr><td></td><td>CILINDRICO</td><td><input checked="" type="checkbox"/></td><td>FE</td></tr> <tr><td></td><td>RASTREMATO</td><td></td><td>PVC</td></tr> <tr><td></td><td>CONICO</td><td></td><td>LEGNO</td></tr> <tr><td><input checked="" type="checkbox"/></td><td>MENSOLA</td><td></td><td></td></tr> </table>	<input type="checkbox"/>	PALO		CLS		CILINDRICO	<input checked="" type="checkbox"/>	FE		RASTREMATO		PVC		CONICO		LEGNO	<input checked="" type="checkbox"/>	MENSOLA			<table border="1"> <tr><td><input checked="" type="checkbox"/></td><td>POZZ.</td><td><input checked="" type="checkbox"/></td><td>SCATOLA</td></tr> <tr><td></td><td>CLS</td><td><input checked="" type="checkbox"/></td><td>PVC</td></tr> <tr><td><input checked="" type="checkbox"/></td><td>FE</td><td></td><td>FE</td></tr> <tr><td></td><td>PVC</td><td></td><td>INCASSO</td></tr> <tr><td></td><td></td><td><input checked="" type="checkbox"/></td><td>ESTERNA</td></tr> </table>	<input checked="" type="checkbox"/>	POZZ.	<input checked="" type="checkbox"/>	SCATOLA		CLS	<input checked="" type="checkbox"/>	PVC	<input checked="" type="checkbox"/>	FE		FE		PVC		INCASSO			<input checked="" type="checkbox"/>	ESTERNA	<table border="1"> <tr><td></td><td>H.</td><td></td></tr> <tr><td></td><td>L.</td><td>50cm</td></tr> <tr><td></td><td>AcZn</td><td></td></tr> <tr><td><input checked="" type="checkbox"/></td><td>VERN.</td><td>nero</td></tr> </table>		H.			L.	50cm		AcZn		<input checked="" type="checkbox"/>	VERN.	nero												
<input type="checkbox"/>	PALO		CLS																																																																
	CILINDRICO	<input checked="" type="checkbox"/>	FE																																																																
	RASTREMATO		PVC																																																																
	CONICO		LEGNO																																																																
<input checked="" type="checkbox"/>	MENSOLA																																																																		
<input checked="" type="checkbox"/>	POZZ.	<input checked="" type="checkbox"/>	SCATOLA																																																																
	CLS	<input checked="" type="checkbox"/>	PVC																																																																
<input checked="" type="checkbox"/>	FE		FE																																																																
	PVC		INCASSO																																																																
		<input checked="" type="checkbox"/>	ESTERNA																																																																
	H.																																																																		
	L.	50cm																																																																	
	AcZn																																																																		
<input checked="" type="checkbox"/>	VERN.	nero																																																																	
<b>IDENTIFICAZIONE</b>	<b>CARATT.ELETTRICHE</b>	<b>POSIZIONE</b>	<b>CONDIZIONI</b>																																																																
<table border="1"> <tr><td colspan="2">COORD. GPS</td></tr> <tr><td>MARCA</td><td></td></tr> <tr><td>TIPO</td><td></td></tr> <tr><td>QUADRO</td><td></td></tr> </table> <p>Note: Linea isolamento minerale</p>	COORD. GPS		MARCA		TIPO		QUADRO		<table border="1"> <tr><td><input type="checkbox"/></td><td>IP</td><td></td></tr> <tr><td></td><td>CLASSE</td><td>1</td></tr> <tr><td></td><td>CUT OFF</td><td></td></tr> <tr><td></td><td>SEMI CUT OFF</td><td></td></tr> <tr><td></td><td>LINEA</td><td></td></tr> <tr><td></td><td>SEZ.</td><td></td></tr> <tr><td><input checked="" type="checkbox"/></td><td>PE</td><td></td></tr> </table>	<input type="checkbox"/>	IP			CLASSE	1		CUT OFF			SEMI CUT OFF			LINEA			SEZ.		<input checked="" type="checkbox"/>	PE		<table border="1"> <tr><td><input checked="" type="checkbox"/></td><td>SEDE STRADALE</td></tr> <tr><td></td><td>BANCHINA</td></tr> <tr><td></td><td>MARCIAPIEDE</td></tr> <tr><td></td><td>ALTRO</td></tr> </table> <p>Note:</p>	<input checked="" type="checkbox"/>	SEDE STRADALE		BANCHINA		MARCIAPIEDE		ALTRO	<table border="1"> <tr><td colspan="3">SOSTEGNO</td></tr> <tr><td><input type="checkbox"/></td><td>-</td><td><input type="checkbox"/></td></tr> <tr><td></td><td></td><td><input checked="" type="checkbox"/></td></tr> <tr><td colspan="3">DIFFUSORE</td></tr> <tr><td><input type="checkbox"/></td><td>-</td><td><input type="checkbox"/></td></tr> <tr><td></td><td></td><td><input checked="" type="checkbox"/></td></tr> <tr><td colspan="3">GENERALE</td></tr> <tr><td><input type="checkbox"/></td><td>-</td><td><input type="checkbox"/></td></tr> <tr><td></td><td></td><td><input checked="" type="checkbox"/></td></tr> </table>	SOSTEGNO			<input type="checkbox"/>	-	<input type="checkbox"/>			<input checked="" type="checkbox"/>	DIFFUSORE			<input type="checkbox"/>	-	<input type="checkbox"/>			<input checked="" type="checkbox"/>	GENERALE			<input type="checkbox"/>	-	<input type="checkbox"/>			<input checked="" type="checkbox"/>
COORD. GPS																																																																			
MARCA																																																																			
TIPO																																																																			
QUADRO																																																																			
<input type="checkbox"/>	IP																																																																		
	CLASSE	1																																																																	
	CUT OFF																																																																		
	SEMI CUT OFF																																																																		
	LINEA																																																																		
	SEZ.																																																																		
<input checked="" type="checkbox"/>	PE																																																																		
<input checked="" type="checkbox"/>	SEDE STRADALE																																																																		
	BANCHINA																																																																		
	MARCIAPIEDE																																																																		
	ALTRO																																																																		
SOSTEGNO																																																																			
<input type="checkbox"/>	-	<input type="checkbox"/>																																																																	
		<input checked="" type="checkbox"/>																																																																	
DIFFUSORE																																																																			
<input type="checkbox"/>	-	<input type="checkbox"/>																																																																	
		<input checked="" type="checkbox"/>																																																																	
GENERALE																																																																			
<input type="checkbox"/>	-	<input type="checkbox"/>																																																																	
		<input checked="" type="checkbox"/>																																																																	
COD.	130	VIA Beniamino Donzelli																																																																	
	<b>CARATT.MECCANICHE</b>	<b>POSA</b>	<b>DIMENSIONI</b>																																																																
	<table border="1"> <tr><td><input type="checkbox"/></td><td>PALO</td><td></td><td>CLS</td></tr> <tr><td></td><td>CILINDRICO</td><td><input checked="" type="checkbox"/></td><td>FE</td></tr> <tr><td></td><td>RASTREMATO</td><td></td><td>PVC</td></tr> <tr><td></td><td>CONICO</td><td></td><td>LEGNO</td></tr> <tr><td><input checked="" type="checkbox"/></td><td>MENSOLA</td><td></td><td></td></tr> </table>	<input type="checkbox"/>	PALO		CLS		CILINDRICO	<input checked="" type="checkbox"/>	FE		RASTREMATO		PVC		CONICO		LEGNO	<input checked="" type="checkbox"/>	MENSOLA			<table border="1"> <tr><td><input checked="" type="checkbox"/></td><td>POZZ.</td><td><input checked="" type="checkbox"/></td><td>SCATOLA</td></tr> <tr><td></td><td>CLS</td><td><input checked="" type="checkbox"/></td><td>PVC</td></tr> <tr><td><input checked="" type="checkbox"/></td><td>FE</td><td></td><td>FE</td></tr> <tr><td></td><td>PVC</td><td><input checked="" type="checkbox"/></td><td>INCASSO</td></tr> <tr><td></td><td></td><td></td><td>ESTERNA</td></tr> </table>	<input checked="" type="checkbox"/>	POZZ.	<input checked="" type="checkbox"/>	SCATOLA		CLS	<input checked="" type="checkbox"/>	PVC	<input checked="" type="checkbox"/>	FE		FE		PVC	<input checked="" type="checkbox"/>	INCASSO				ESTERNA	<table border="1"> <tr><td></td><td>H.</td><td></td></tr> <tr><td></td><td>L.</td><td>50cm</td></tr> <tr><td></td><td>AcZn</td><td></td></tr> <tr><td><input checked="" type="checkbox"/></td><td>VERN.</td><td>nero</td></tr> </table>		H.			L.	50cm		AcZn		<input checked="" type="checkbox"/>	VERN.	nero												
<input type="checkbox"/>	PALO		CLS																																																																
	CILINDRICO	<input checked="" type="checkbox"/>	FE																																																																
	RASTREMATO		PVC																																																																
	CONICO		LEGNO																																																																
<input checked="" type="checkbox"/>	MENSOLA																																																																		
<input checked="" type="checkbox"/>	POZZ.	<input checked="" type="checkbox"/>	SCATOLA																																																																
	CLS	<input checked="" type="checkbox"/>	PVC																																																																
<input checked="" type="checkbox"/>	FE		FE																																																																
	PVC	<input checked="" type="checkbox"/>	INCASSO																																																																
			ESTERNA																																																																
	H.																																																																		
	L.	50cm																																																																	
	AcZn																																																																		
<input checked="" type="checkbox"/>	VERN.	nero																																																																	
<b>IDENTIFICAZIONE</b>	<b>CARATT.ELETTRICHE</b>	<b>POSIZIONE</b>	<b>CONDIZIONI</b>																																																																
<table border="1"> <tr><td colspan="2">COORD. GPS</td></tr> <tr><td>MARCA</td><td></td></tr> <tr><td>TIPO</td><td></td></tr> <tr><td>QUADRO</td><td></td></tr> </table> <p>Note: Linea isolamento minerale Specchio stradale che diminuisce l'area di Illuminazione</p>	COORD. GPS		MARCA		TIPO		QUADRO		<table border="1"> <tr><td><input type="checkbox"/></td><td>IP</td><td></td></tr> <tr><td></td><td>CLASSE</td><td>1</td></tr> <tr><td></td><td>CUT OFF</td><td></td></tr> <tr><td></td><td>SEMI CUT OFF</td><td></td></tr> <tr><td></td><td>LINEA</td><td></td></tr> <tr><td></td><td>SEZ.</td><td></td></tr> <tr><td><input checked="" type="checkbox"/></td><td>PE</td><td></td></tr> </table>	<input type="checkbox"/>	IP			CLASSE	1		CUT OFF			SEMI CUT OFF			LINEA			SEZ.		<input checked="" type="checkbox"/>	PE		<table border="1"> <tr><td><input checked="" type="checkbox"/></td><td>SEDE STRADALE</td></tr> <tr><td></td><td>BANCHINA</td></tr> <tr><td></td><td>MARCIAPIEDE</td></tr> <tr><td></td><td>ALTRO</td></tr> </table> <p>Note:</p>	<input checked="" type="checkbox"/>	SEDE STRADALE		BANCHINA		MARCIAPIEDE		ALTRO	<table border="1"> <tr><td colspan="3">SOSTEGNO</td></tr> <tr><td><input type="checkbox"/></td><td>-</td><td><input type="checkbox"/></td></tr> <tr><td></td><td></td><td><input checked="" type="checkbox"/></td></tr> <tr><td colspan="3">DIFFUSORE</td></tr> <tr><td><input type="checkbox"/></td><td>-</td><td><input type="checkbox"/></td></tr> <tr><td></td><td></td><td><input checked="" type="checkbox"/></td></tr> <tr><td colspan="3">GENERALE</td></tr> <tr><td><input type="checkbox"/></td><td>-</td><td><input type="checkbox"/></td></tr> <tr><td></td><td></td><td><input checked="" type="checkbox"/></td></tr> </table>	SOSTEGNO			<input type="checkbox"/>	-	<input type="checkbox"/>			<input checked="" type="checkbox"/>	DIFFUSORE			<input type="checkbox"/>	-	<input type="checkbox"/>			<input checked="" type="checkbox"/>	GENERALE			<input type="checkbox"/>	-	<input type="checkbox"/>			<input checked="" type="checkbox"/>
COORD. GPS																																																																			
MARCA																																																																			
TIPO																																																																			
QUADRO																																																																			
<input type="checkbox"/>	IP																																																																		
	CLASSE	1																																																																	
	CUT OFF																																																																		
	SEMI CUT OFF																																																																		
	LINEA																																																																		
	SEZ.																																																																		
<input checked="" type="checkbox"/>	PE																																																																		
<input checked="" type="checkbox"/>	SEDE STRADALE																																																																		
	BANCHINA																																																																		
	MARCIAPIEDE																																																																		
	ALTRO																																																																		
SOSTEGNO																																																																			
<input type="checkbox"/>	-	<input type="checkbox"/>																																																																	
		<input checked="" type="checkbox"/>																																																																	
DIFFUSORE																																																																			
<input type="checkbox"/>	-	<input type="checkbox"/>																																																																	
		<input checked="" type="checkbox"/>																																																																	
GENERALE																																																																			
<input type="checkbox"/>	-	<input type="checkbox"/>																																																																	
		<input checked="" type="checkbox"/>																																																																	
COD.	131	VIA Beniamino Donzelli																																																																	
	<b>CARATT.MECCANICHE</b>	<b>POSA</b>	<b>DIMENSIONI</b>																																																																
	<table border="1"> <tr><td><input type="checkbox"/></td><td>PALO</td><td></td><td>CLS</td></tr> <tr><td></td><td>CILINDRICO</td><td><input checked="" type="checkbox"/></td><td>FE</td></tr> <tr><td></td><td>RASTREMATO</td><td></td><td>PVC</td></tr> <tr><td></td><td>CONICO</td><td></td><td>LEGNO</td></tr> <tr><td><input checked="" type="checkbox"/></td><td>MENSOLA</td><td></td><td></td></tr> </table>	<input type="checkbox"/>	PALO		CLS		CILINDRICO	<input checked="" type="checkbox"/>	FE		RASTREMATO		PVC		CONICO		LEGNO	<input checked="" type="checkbox"/>	MENSOLA			<table border="1"> <tr><td><input checked="" type="checkbox"/></td><td>POZZ.</td><td><input checked="" type="checkbox"/></td><td>SCATOLA</td></tr> <tr><td></td><td>CLS</td><td><input checked="" type="checkbox"/></td><td>PVC</td></tr> <tr><td><input checked="" type="checkbox"/></td><td>FE</td><td></td><td>FE</td></tr> <tr><td></td><td>PVC</td><td><input checked="" type="checkbox"/></td><td>INCASSO</td></tr> <tr><td></td><td></td><td></td><td>ESTERNA</td></tr> </table>	<input checked="" type="checkbox"/>	POZZ.	<input checked="" type="checkbox"/>	SCATOLA		CLS	<input checked="" type="checkbox"/>	PVC	<input checked="" type="checkbox"/>	FE		FE		PVC	<input checked="" type="checkbox"/>	INCASSO				ESTERNA	<table border="1"> <tr><td></td><td>H.</td><td></td></tr> <tr><td></td><td>L.</td><td>50cm</td></tr> <tr><td></td><td>AcZn</td><td></td></tr> <tr><td><input checked="" type="checkbox"/></td><td>VERN.</td><td>nero</td></tr> </table>		H.			L.	50cm		AcZn		<input checked="" type="checkbox"/>	VERN.	nero												
<input type="checkbox"/>	PALO		CLS																																																																
	CILINDRICO	<input checked="" type="checkbox"/>	FE																																																																
	RASTREMATO		PVC																																																																
	CONICO		LEGNO																																																																
<input checked="" type="checkbox"/>	MENSOLA																																																																		
<input checked="" type="checkbox"/>	POZZ.	<input checked="" type="checkbox"/>	SCATOLA																																																																
	CLS	<input checked="" type="checkbox"/>	PVC																																																																
<input checked="" type="checkbox"/>	FE		FE																																																																
	PVC	<input checked="" type="checkbox"/>	INCASSO																																																																
			ESTERNA																																																																
	H.																																																																		
	L.	50cm																																																																	
	AcZn																																																																		
<input checked="" type="checkbox"/>	VERN.	nero																																																																	
<b>IDENTIFICAZIONE</b>	<b>CARATT.ELETTRICHE</b>	<b>POSIZIONE</b>	<b>CONDIZIONI</b>																																																																
<table border="1"> <tr><td colspan="2">COORD. GPS</td></tr> <tr><td>MARCA</td><td></td></tr> <tr><td>TIPO</td><td></td></tr> <tr><td>QUADRO</td><td></td></tr> </table> <p>Note:</p>	COORD. GPS		MARCA		TIPO		QUADRO		<table border="1"> <tr><td><input type="checkbox"/></td><td>IP</td><td></td></tr> <tr><td></td><td>CLASSE</td><td>1</td></tr> <tr><td></td><td>CUT OFF</td><td></td></tr> <tr><td></td><td>SEMI CUT OFF</td><td></td></tr> <tr><td></td><td>LINEA</td><td></td></tr> <tr><td></td><td>SEZ.</td><td></td></tr> <tr><td><input checked="" type="checkbox"/></td><td>PE</td><td></td></tr> </table>	<input type="checkbox"/>	IP			CLASSE	1		CUT OFF			SEMI CUT OFF			LINEA			SEZ.		<input checked="" type="checkbox"/>	PE		<table border="1"> <tr><td><input checked="" type="checkbox"/></td><td>SEDE STRADALE</td></tr> <tr><td></td><td>BANCHINA</td></tr> <tr><td></td><td>MARCIAPIEDE</td></tr> <tr><td></td><td>ALTRO</td></tr> </table> <p>Note:</p>	<input checked="" type="checkbox"/>	SEDE STRADALE		BANCHINA		MARCIAPIEDE		ALTRO	<table border="1"> <tr><td colspan="3">SOSTEGNO</td></tr> <tr><td><input type="checkbox"/></td><td>-</td><td><input type="checkbox"/></td></tr> <tr><td></td><td></td><td><input checked="" type="checkbox"/></td></tr> <tr><td colspan="3">DIFFUSORE</td></tr> <tr><td><input type="checkbox"/></td><td>-</td><td><input type="checkbox"/></td></tr> <tr><td></td><td></td><td><input checked="" type="checkbox"/></td></tr> <tr><td colspan="3">GENERALE</td></tr> <tr><td><input type="checkbox"/></td><td>-</td><td><input type="checkbox"/></td></tr> <tr><td></td><td></td><td><input checked="" type="checkbox"/></td></tr> </table>	SOSTEGNO			<input type="checkbox"/>	-	<input type="checkbox"/>			<input checked="" type="checkbox"/>	DIFFUSORE			<input type="checkbox"/>	-	<input type="checkbox"/>			<input checked="" type="checkbox"/>	GENERALE			<input type="checkbox"/>	-	<input type="checkbox"/>			<input checked="" type="checkbox"/>
COORD. GPS																																																																			
MARCA																																																																			
TIPO																																																																			
QUADRO																																																																			
<input type="checkbox"/>	IP																																																																		
	CLASSE	1																																																																	
	CUT OFF																																																																		
	SEMI CUT OFF																																																																		
	LINEA																																																																		
	SEZ.																																																																		
<input checked="" type="checkbox"/>	PE																																																																		
<input checked="" type="checkbox"/>	SEDE STRADALE																																																																		
	BANCHINA																																																																		
	MARCIAPIEDE																																																																		
	ALTRO																																																																		
SOSTEGNO																																																																			
<input type="checkbox"/>	-	<input type="checkbox"/>																																																																	
		<input checked="" type="checkbox"/>																																																																	
DIFFUSORE																																																																			
<input type="checkbox"/>	-	<input type="checkbox"/>																																																																	
		<input checked="" type="checkbox"/>																																																																	
GENERALE																																																																			
<input type="checkbox"/>	-	<input type="checkbox"/>																																																																	
		<input checked="" type="checkbox"/>																																																																	

<b>00</b>	PIANO REGOLATORE DELL'ILLUMINAZIONE COMUNALE – PRIC – DEL COMUNE DI SCURELLE (TN)	<i>censimento</i>	
<b>SEZ</b>		Pag. 47 di 143	25_09_rel.doc

COD.	132	VIA Beniamino Donzelli																																																									
	<table border="1"> <tr><th colspan="2">CARATT.MECCANICHE</th></tr> <tr><td>PALO</td><td>CLS</td></tr> <tr><td>CILINDRICO</td><td><input checked="" type="checkbox"/> FE</td></tr> <tr><td>RASTREMATO</td><td>PVC</td></tr> <tr><td>CONICO</td><td>LEGNO</td></tr> <tr><td><input checked="" type="checkbox"/> MENSOLA</td><td></td></tr> </table>	CARATT.MECCANICHE		PALO	CLS	CILINDRICO	<input checked="" type="checkbox"/> FE	RASTREMATO	PVC	CONICO	LEGNO	<input checked="" type="checkbox"/> MENSOLA		<table border="1"> <tr><th colspan="2">POSA</th></tr> <tr><td><input checked="" type="checkbox"/> POZZ.</td><td><input checked="" type="checkbox"/> SCATOLA</td></tr> <tr><td>CLS</td><td><input checked="" type="checkbox"/> PVC</td></tr> <tr><td><input checked="" type="checkbox"/> FE</td><td>FE</td></tr> <tr><td>PVC</td><td><input checked="" type="checkbox"/> INCASSO</td></tr> <tr><td></td><td>ESTERNA</td></tr> </table>	POSA		<input checked="" type="checkbox"/> POZZ.	<input checked="" type="checkbox"/> SCATOLA	CLS	<input checked="" type="checkbox"/> PVC	<input checked="" type="checkbox"/> FE	FE	PVC	<input checked="" type="checkbox"/> INCASSO		ESTERNA	<table border="1"> <tr><th colspan="2">DIMENSIONI</th></tr> <tr><td>H.</td><td></td></tr> <tr><td>L.</td><td>50cm</td></tr> <tr><td>AcZn</td><td></td></tr> <tr><td><input checked="" type="checkbox"/> VERN.</td><td>nero</td></tr> </table>	DIMENSIONI		H.		L.	50cm	AcZn		<input checked="" type="checkbox"/> VERN.	nero																						
CARATT.MECCANICHE																																																											
PALO	CLS																																																										
CILINDRICO	<input checked="" type="checkbox"/> FE																																																										
RASTREMATO	PVC																																																										
CONICO	LEGNO																																																										
<input checked="" type="checkbox"/> MENSOLA																																																											
POSA																																																											
<input checked="" type="checkbox"/> POZZ.	<input checked="" type="checkbox"/> SCATOLA																																																										
CLS	<input checked="" type="checkbox"/> PVC																																																										
<input checked="" type="checkbox"/> FE	FE																																																										
PVC	<input checked="" type="checkbox"/> INCASSO																																																										
	ESTERNA																																																										
DIMENSIONI																																																											
H.																																																											
L.	50cm																																																										
AcZn																																																											
<input checked="" type="checkbox"/> VERN.	nero																																																										
<table border="1"> <tr><th colspan="2">IDENTIFICAZIONE</th></tr> <tr><td colspan="2">COORD. GPS</td></tr> <tr><td>MARCA</td><td></td></tr> <tr><td>TIPO</td><td></td></tr> <tr><td>QUADRO</td><td></td></tr> </table> <p>Note:</p>	IDENTIFICAZIONE		COORD. GPS		MARCA		TIPO		QUADRO		<table border="1"> <tr><th colspan="2">CARATT.ELETTRICHE</th></tr> <tr><td>IP</td><td></td></tr> <tr><td>CLASSE</td><td>1</td></tr> <tr><td>CUT OFF</td><td></td></tr> <tr><td>SEMI CUT OFF</td><td></td></tr> <tr><td>LINEA</td><td></td></tr> <tr><td>SEZ.</td><td></td></tr> <tr><td><input checked="" type="checkbox"/> PE</td><td></td></tr> </table>	CARATT.ELETTRICHE		IP		CLASSE	1	CUT OFF		SEMI CUT OFF		LINEA		SEZ.		<input checked="" type="checkbox"/> PE		<table border="1"> <tr><th colspan="2">POSIZIONE</th></tr> <tr><td><input checked="" type="checkbox"/> SEDE STRADALE</td><td></td></tr> <tr><td>BANCHINA</td><td></td></tr> <tr><td>MARCIAPIEDE</td><td></td></tr> <tr><td>ALTRO</td><td></td></tr> </table> <p>Note:</p>	POSIZIONE		<input checked="" type="checkbox"/> SEDE STRADALE		BANCHINA		MARCIAPIEDE		ALTRO		<table border="1"> <tr><th colspan="2">CONDIZIONI</th></tr> <tr><th colspan="2">SOSTEGNO</th></tr> <tr><td><input type="checkbox"/></td><td><input type="checkbox"/></td></tr> <tr><td></td><td><input checked="" type="checkbox"/></td></tr> <tr><th colspan="2">DIFFUSORE</th></tr> <tr><td><input type="checkbox"/></td><td><input type="checkbox"/></td></tr> <tr><td></td><td><input checked="" type="checkbox"/></td></tr> <tr><th colspan="2">GENERALE</th></tr> <tr><td><input type="checkbox"/></td><td><input type="checkbox"/></td></tr> <tr><td></td><td><input checked="" type="checkbox"/></td></tr> </table>	CONDIZIONI		SOSTEGNO		<input type="checkbox"/>	<input type="checkbox"/>		<input checked="" type="checkbox"/>	DIFFUSORE		<input type="checkbox"/>	<input type="checkbox"/>		<input checked="" type="checkbox"/>	GENERALE		<input type="checkbox"/>	<input type="checkbox"/>		<input checked="" type="checkbox"/>
IDENTIFICAZIONE																																																											
COORD. GPS																																																											
MARCA																																																											
TIPO																																																											
QUADRO																																																											
CARATT.ELETTRICHE																																																											
IP																																																											
CLASSE	1																																																										
CUT OFF																																																											
SEMI CUT OFF																																																											
LINEA																																																											
SEZ.																																																											
<input checked="" type="checkbox"/> PE																																																											
POSIZIONE																																																											
<input checked="" type="checkbox"/> SEDE STRADALE																																																											
BANCHINA																																																											
MARCIAPIEDE																																																											
ALTRO																																																											
CONDIZIONI																																																											
SOSTEGNO																																																											
<input type="checkbox"/>	<input type="checkbox"/>																																																										
	<input checked="" type="checkbox"/>																																																										
DIFFUSORE																																																											
<input type="checkbox"/>	<input type="checkbox"/>																																																										
	<input checked="" type="checkbox"/>																																																										
GENERALE																																																											
<input type="checkbox"/>	<input type="checkbox"/>																																																										
	<input checked="" type="checkbox"/>																																																										
COD.	133	VIA Beniamino Donzelli																																																									
	<table border="1"> <tr><th colspan="2">CARATT.MECCANICHE</th></tr> <tr><td>PALO</td><td>CLS</td></tr> <tr><td>CILINDRICO</td><td><input checked="" type="checkbox"/> FE</td></tr> <tr><td>RASTREMATO</td><td>PVC</td></tr> <tr><td>CONICO</td><td>LEGNO</td></tr> <tr><td><input checked="" type="checkbox"/> MENSOLA</td><td></td></tr> </table>	CARATT.MECCANICHE		PALO	CLS	CILINDRICO	<input checked="" type="checkbox"/> FE	RASTREMATO	PVC	CONICO	LEGNO	<input checked="" type="checkbox"/> MENSOLA		<table border="1"> <tr><th colspan="2">POSA</th></tr> <tr><td><input checked="" type="checkbox"/> POZZ.</td><td><input checked="" type="checkbox"/> SCATOLA</td></tr> <tr><td>CLS</td><td><input checked="" type="checkbox"/> PVC</td></tr> <tr><td><input checked="" type="checkbox"/> FE</td><td>FE</td></tr> <tr><td>PVC</td><td><input checked="" type="checkbox"/> INCASSO</td></tr> <tr><td></td><td>ESTERNA</td></tr> </table>	POSA		<input checked="" type="checkbox"/> POZZ.	<input checked="" type="checkbox"/> SCATOLA	CLS	<input checked="" type="checkbox"/> PVC	<input checked="" type="checkbox"/> FE	FE	PVC	<input checked="" type="checkbox"/> INCASSO		ESTERNA	<table border="1"> <tr><th colspan="2">DIMENSIONI</th></tr> <tr><td>H.</td><td></td></tr> <tr><td>L.</td><td>50cm</td></tr> <tr><td>AcZn</td><td></td></tr> <tr><td><input checked="" type="checkbox"/> VERN.</td><td>nero</td></tr> </table>	DIMENSIONI		H.		L.	50cm	AcZn		<input checked="" type="checkbox"/> VERN.	nero																						
CARATT.MECCANICHE																																																											
PALO	CLS																																																										
CILINDRICO	<input checked="" type="checkbox"/> FE																																																										
RASTREMATO	PVC																																																										
CONICO	LEGNO																																																										
<input checked="" type="checkbox"/> MENSOLA																																																											
POSA																																																											
<input checked="" type="checkbox"/> POZZ.	<input checked="" type="checkbox"/> SCATOLA																																																										
CLS	<input checked="" type="checkbox"/> PVC																																																										
<input checked="" type="checkbox"/> FE	FE																																																										
PVC	<input checked="" type="checkbox"/> INCASSO																																																										
	ESTERNA																																																										
DIMENSIONI																																																											
H.																																																											
L.	50cm																																																										
AcZn																																																											
<input checked="" type="checkbox"/> VERN.	nero																																																										
<table border="1"> <tr><th colspan="2">IDENTIFICAZIONE</th></tr> <tr><td colspan="2">COORD. GPS</td></tr> <tr><td>MARCA</td><td></td></tr> <tr><td>TIPO</td><td></td></tr> <tr><td>QUADRO</td><td></td></tr> </table> <p>Note:</p>	IDENTIFICAZIONE		COORD. GPS		MARCA		TIPO		QUADRO		<table border="1"> <tr><th colspan="2">CARATT.ELETTRICHE</th></tr> <tr><td>IP</td><td></td></tr> <tr><td>CLASSE</td><td>1</td></tr> <tr><td>CUT OFF</td><td></td></tr> <tr><td>SEMI CUT OFF</td><td></td></tr> <tr><td>LINEA</td><td></td></tr> <tr><td>SEZ.</td><td></td></tr> <tr><td><input checked="" type="checkbox"/> PE</td><td></td></tr> </table>	CARATT.ELETTRICHE		IP		CLASSE	1	CUT OFF		SEMI CUT OFF		LINEA		SEZ.		<input checked="" type="checkbox"/> PE		<table border="1"> <tr><th colspan="2">POSIZIONE</th></tr> <tr><td><input checked="" type="checkbox"/> SEDE STRADALE</td><td></td></tr> <tr><td>BANCHINA</td><td></td></tr> <tr><td>MARCIAPIEDE</td><td></td></tr> <tr><td>ALTRO</td><td></td></tr> </table> <p>Note: presa stagna per luminarie</p>	POSIZIONE		<input checked="" type="checkbox"/> SEDE STRADALE		BANCHINA		MARCIAPIEDE		ALTRO		<table border="1"> <tr><th colspan="2">CONDIZIONI</th></tr> <tr><th colspan="2">SOSTEGNO</th></tr> <tr><td><input type="checkbox"/></td><td><input type="checkbox"/></td></tr> <tr><td></td><td><input checked="" type="checkbox"/></td></tr> <tr><th colspan="2">DIFFUSORE</th></tr> <tr><td><input type="checkbox"/></td><td><input type="checkbox"/></td></tr> <tr><td></td><td><input checked="" type="checkbox"/></td></tr> <tr><th colspan="2">GENERALE</th></tr> <tr><td><input type="checkbox"/></td><td><input type="checkbox"/></td></tr> <tr><td></td><td><input checked="" type="checkbox"/></td></tr> </table>	CONDIZIONI		SOSTEGNO		<input type="checkbox"/>	<input type="checkbox"/>		<input checked="" type="checkbox"/>	DIFFUSORE		<input type="checkbox"/>	<input type="checkbox"/>		<input checked="" type="checkbox"/>	GENERALE		<input type="checkbox"/>	<input type="checkbox"/>		<input checked="" type="checkbox"/>
IDENTIFICAZIONE																																																											
COORD. GPS																																																											
MARCA																																																											
TIPO																																																											
QUADRO																																																											
CARATT.ELETTRICHE																																																											
IP																																																											
CLASSE	1																																																										
CUT OFF																																																											
SEMI CUT OFF																																																											
LINEA																																																											
SEZ.																																																											
<input checked="" type="checkbox"/> PE																																																											
POSIZIONE																																																											
<input checked="" type="checkbox"/> SEDE STRADALE																																																											
BANCHINA																																																											
MARCIAPIEDE																																																											
ALTRO																																																											
CONDIZIONI																																																											
SOSTEGNO																																																											
<input type="checkbox"/>	<input type="checkbox"/>																																																										
	<input checked="" type="checkbox"/>																																																										
DIFFUSORE																																																											
<input type="checkbox"/>	<input type="checkbox"/>																																																										
	<input checked="" type="checkbox"/>																																																										
GENERALE																																																											
<input type="checkbox"/>	<input type="checkbox"/>																																																										
	<input checked="" type="checkbox"/>																																																										
COD.	134	VIA Beniamino Donzelli																																																									
	<table border="1"> <tr><th colspan="2">CARATT.MECCANICHE</th></tr> <tr><td>PALO</td><td>CLS</td></tr> <tr><td>CILINDRICO</td><td><input checked="" type="checkbox"/> FE</td></tr> <tr><td>RASTREMATO</td><td>PVC</td></tr> <tr><td>CONICO</td><td>LEGNO</td></tr> <tr><td><input checked="" type="checkbox"/> MENSOLA</td><td></td></tr> </table>	CARATT.MECCANICHE		PALO	CLS	CILINDRICO	<input checked="" type="checkbox"/> FE	RASTREMATO	PVC	CONICO	LEGNO	<input checked="" type="checkbox"/> MENSOLA		<table border="1"> <tr><th colspan="2">POSA</th></tr> <tr><td><input checked="" type="checkbox"/> POZZ.</td><td><input checked="" type="checkbox"/> SCATOLA</td></tr> <tr><td>CLS</td><td><input checked="" type="checkbox"/> PVC</td></tr> <tr><td><input checked="" type="checkbox"/> FE</td><td>FE</td></tr> <tr><td>PVC</td><td><input checked="" type="checkbox"/> INCASSO</td></tr> <tr><td></td><td>ESTERNA</td></tr> </table>	POSA		<input checked="" type="checkbox"/> POZZ.	<input checked="" type="checkbox"/> SCATOLA	CLS	<input checked="" type="checkbox"/> PVC	<input checked="" type="checkbox"/> FE	FE	PVC	<input checked="" type="checkbox"/> INCASSO		ESTERNA	<table border="1"> <tr><th colspan="2">DIMENSIONI</th></tr> <tr><td>H.</td><td></td></tr> <tr><td>L.</td><td>50cm</td></tr> <tr><td>AcZn</td><td></td></tr> <tr><td><input checked="" type="checkbox"/> VERN.</td><td>nero</td></tr> </table>	DIMENSIONI		H.		L.	50cm	AcZn		<input checked="" type="checkbox"/> VERN.	nero																						
CARATT.MECCANICHE																																																											
PALO	CLS																																																										
CILINDRICO	<input checked="" type="checkbox"/> FE																																																										
RASTREMATO	PVC																																																										
CONICO	LEGNO																																																										
<input checked="" type="checkbox"/> MENSOLA																																																											
POSA																																																											
<input checked="" type="checkbox"/> POZZ.	<input checked="" type="checkbox"/> SCATOLA																																																										
CLS	<input checked="" type="checkbox"/> PVC																																																										
<input checked="" type="checkbox"/> FE	FE																																																										
PVC	<input checked="" type="checkbox"/> INCASSO																																																										
	ESTERNA																																																										
DIMENSIONI																																																											
H.																																																											
L.	50cm																																																										
AcZn																																																											
<input checked="" type="checkbox"/> VERN.	nero																																																										
<table border="1"> <tr><th colspan="2">IDENTIFICAZIONE</th></tr> <tr><td colspan="2">COORD. GPS</td></tr> <tr><td>MARCA</td><td></td></tr> <tr><td>TIPO</td><td></td></tr> <tr><td>QUADRO</td><td></td></tr> </table> <p>Note: 2 pozzetti</p>	IDENTIFICAZIONE		COORD. GPS		MARCA		TIPO		QUADRO		<table border="1"> <tr><th colspan="2">CARATT.ELETTRICHE</th></tr> <tr><td>IP</td><td></td></tr> <tr><td>CLASSE</td><td>1</td></tr> <tr><td>CUT OFF</td><td></td></tr> <tr><td>SEMI CUT OFF</td><td></td></tr> <tr><td>LINEA</td><td></td></tr> <tr><td>SEZ.</td><td></td></tr> <tr><td><input checked="" type="checkbox"/> PE</td><td></td></tr> </table>	CARATT.ELETTRICHE		IP		CLASSE	1	CUT OFF		SEMI CUT OFF		LINEA		SEZ.		<input checked="" type="checkbox"/> PE		<table border="1"> <tr><th colspan="2">POSIZIONE</th></tr> <tr><td><input checked="" type="checkbox"/> SEDE STRADALE</td><td></td></tr> <tr><td>BANCHINA</td><td></td></tr> <tr><td>MARCIAPIEDE</td><td></td></tr> <tr><td>ALTRO</td><td></td></tr> </table> <p>Note:</p>	POSIZIONE		<input checked="" type="checkbox"/> SEDE STRADALE		BANCHINA		MARCIAPIEDE		ALTRO		<table border="1"> <tr><th colspan="2">CONDIZIONI</th></tr> <tr><th colspan="2">SOSTEGNO</th></tr> <tr><td><input type="checkbox"/></td><td><input type="checkbox"/></td></tr> <tr><td></td><td><input checked="" type="checkbox"/></td></tr> <tr><th colspan="2">DIFFUSORE</th></tr> <tr><td><input type="checkbox"/></td><td><input type="checkbox"/></td></tr> <tr><td></td><td><input checked="" type="checkbox"/></td></tr> <tr><th colspan="2">GENERALE</th></tr> <tr><td><input type="checkbox"/></td><td><input type="checkbox"/></td></tr> <tr><td></td><td><input checked="" type="checkbox"/></td></tr> </table>	CONDIZIONI		SOSTEGNO		<input type="checkbox"/>	<input type="checkbox"/>		<input checked="" type="checkbox"/>	DIFFUSORE		<input type="checkbox"/>	<input type="checkbox"/>		<input checked="" type="checkbox"/>	GENERALE		<input type="checkbox"/>	<input type="checkbox"/>		<input checked="" type="checkbox"/>
IDENTIFICAZIONE																																																											
COORD. GPS																																																											
MARCA																																																											
TIPO																																																											
QUADRO																																																											
CARATT.ELETTRICHE																																																											
IP																																																											
CLASSE	1																																																										
CUT OFF																																																											
SEMI CUT OFF																																																											
LINEA																																																											
SEZ.																																																											
<input checked="" type="checkbox"/> PE																																																											
POSIZIONE																																																											
<input checked="" type="checkbox"/> SEDE STRADALE																																																											
BANCHINA																																																											
MARCIAPIEDE																																																											
ALTRO																																																											
CONDIZIONI																																																											
SOSTEGNO																																																											
<input type="checkbox"/>	<input type="checkbox"/>																																																										
	<input checked="" type="checkbox"/>																																																										
DIFFUSORE																																																											
<input type="checkbox"/>	<input type="checkbox"/>																																																										
	<input checked="" type="checkbox"/>																																																										
GENERALE																																																											
<input type="checkbox"/>	<input type="checkbox"/>																																																										
	<input checked="" type="checkbox"/>																																																										




<b>00</b>	PIANO REGOLATORE DELL'ILLUMINAZIONE COMUNALE – PRIC – DEL COMUNE DI SCURELLE (TN)	<i>censimento</i>	
<b>SEZ</b>		Pag. 48 di 143	25_09_rel.doc

COD.	135	VIA Beniamino Donzelli					
	<b>CARATT.MECCANICHE</b>		<b>POSA</b>				
	<input type="checkbox"/> PALO	<input type="checkbox"/> CLS	<input type="checkbox"/> POZZ.	<input type="checkbox"/> SCATOLA			
	<input type="checkbox"/> CILINDRICO	<input checked="" type="checkbox"/> FE	<input type="checkbox"/> CLS	<input type="checkbox"/> PVC			
	<input type="checkbox"/> RASTREMATO	<input type="checkbox"/> PVC	<input type="checkbox"/> FE	<input type="checkbox"/> FE			
	<input checked="" type="checkbox"/> CONICO	<input type="checkbox"/> LEGNO	<input type="checkbox"/> PVC	<input type="checkbox"/> INCASSO			
				<input type="checkbox"/> ESTERNA			
				<b>DIMENSIONI</b>			
				<input type="checkbox"/> H.	9 m		
				<input type="checkbox"/> L.			
				<input type="checkbox"/> AcZn			
				<input checked="" type="checkbox"/> VERN.	nero		
<b>IDENTIFICAZIONE</b>		<b>CARATT.ELETTRICHE</b>		<b>POSIZIONE</b>		<b>CONDIZIONI</b>	
COORD. GPS		<input type="checkbox"/> IP		<input type="checkbox"/> SEDE STRADALE		SOSTEGNO	
		<input type="checkbox"/> CLASSE		<input checked="" type="checkbox"/> BANCHINA		<input type="checkbox"/> - <input type="checkbox"/>	
MARCA		<input type="checkbox"/> CUT OFF		<input type="checkbox"/> MARCIAPIEDE		<input type="checkbox"/> x	
TIPO		<input checked="" type="checkbox"/> SEMI CUT OFF		<input type="checkbox"/> ALTRO		DIFFUSORE	
QUADRO		<input type="checkbox"/> LINEA		Note:		<input type="checkbox"/> - <input type="checkbox"/>	
Note:		<input type="checkbox"/> SEZ.				<input type="checkbox"/> x	
2x		<input checked="" type="checkbox"/> PE				GENERALE	
						<input type="checkbox"/> - <input type="checkbox"/>	
						<input type="checkbox"/> x	
COD.	136	VIA Beniamino Donzelli					
	<b>CARATT.MECCANICHE</b>		<b>POSA</b>				
	<input type="checkbox"/> PALO	<input type="checkbox"/> CLS	<input checked="" type="checkbox"/> POZZ.	<input type="checkbox"/> SCATOLA			
	<input type="checkbox"/> CILINDRICO	<input checked="" type="checkbox"/> FE	<input checked="" type="checkbox"/> CLS	<input type="checkbox"/> PVC			
	<input type="checkbox"/> RASTREMATO	<input type="checkbox"/> PVC	<input type="checkbox"/> FE	<input type="checkbox"/> FE			
	<input checked="" type="checkbox"/> CONICO	<input type="checkbox"/> LEGNO	<input type="checkbox"/> PVC	<input type="checkbox"/> INCASSO			
				<input type="checkbox"/> ESTERNA			
				<b>DIMENSIONI</b>			
				<input type="checkbox"/> H.	6 m		
				<input type="checkbox"/> L.			
				<input type="checkbox"/> AcZn			
				<input checked="" type="checkbox"/> VERN.	grigio		
<b>IDENTIFICAZIONE</b>		<b>CARATT.ELETTRICHE</b>		<b>POSIZIONE</b>		<b>CONDIZIONI</b>	
COORD. GPS		<input type="checkbox"/> IP		<input type="checkbox"/> SEDE STRADALE		SOSTEGNO	
		<input type="checkbox"/> CLASSE		<input type="checkbox"/> BANCHINA		<input type="checkbox"/> - <input type="checkbox"/>	
MARCA		<input checked="" type="checkbox"/> CUT OFF		<input type="checkbox"/> MARCIAPIEDE		<input type="checkbox"/> x	
TIPO		<input type="checkbox"/> SEMI CUT OFF		<input checked="" type="checkbox"/> ALTRO: parcheggio		DIFFUSORE	
QUADRO		<input type="checkbox"/> LINEA		Note:		<input type="checkbox"/> - <input type="checkbox"/>	
Note:		<input type="checkbox"/> SEZ.				<input type="checkbox"/> x	
mensola 1m		<input checked="" type="checkbox"/> PE				GENERALE	
						<input type="checkbox"/> - <input type="checkbox"/>	
						<input type="checkbox"/> x	
COD.	137	VIA Beniamino Donzelli					
	<b>CARATT.MECCANICHE</b>		<b>POSA</b>				
	<input type="checkbox"/> PALO	<input type="checkbox"/> CLS	<input checked="" type="checkbox"/> POZZ.	<input type="checkbox"/> SCATOLA			
	<input type="checkbox"/> CILINDRICO	<input checked="" type="checkbox"/> FE	<input checked="" type="checkbox"/> CLS	<input type="checkbox"/> PVC			
	<input type="checkbox"/> RASTREMATO	<input type="checkbox"/> PVC	<input type="checkbox"/> FE	<input type="checkbox"/> FE			
	<input checked="" type="checkbox"/> CONICO	<input type="checkbox"/> LEGNO	<input type="checkbox"/> PVC	<input type="checkbox"/> INCASSO			
				<input type="checkbox"/> ESTERNA			
				<b>DIMENSIONI</b>			
				<input type="checkbox"/> H.	6 m		
				<input type="checkbox"/> L.			
				<input type="checkbox"/> AcZn			
				<input checked="" type="checkbox"/> VERN.	grigio		
<b>IDENTIFICAZIONE</b>		<b>CARATT.ELETTRICHE</b>		<b>POSIZIONE</b>		<b>CONDIZIONI</b>	
COORD. GPS		<input type="checkbox"/> IP		<input type="checkbox"/> SEDE STRADALE		SOSTEGNO	
		<input type="checkbox"/> CLASSE		<input type="checkbox"/> BANCHINA		<input type="checkbox"/> - <input type="checkbox"/>	
MARCA		<input checked="" type="checkbox"/> CUT OFF		<input type="checkbox"/> MARCIAPIEDE		<input type="checkbox"/> x	
TIPO		<input type="checkbox"/> SEMI CUT OFF		<input checked="" type="checkbox"/> ALTRO: parcheggio		DIFFUSORE	
QUADRO		<input type="checkbox"/> LINEA		Note:		<input type="checkbox"/> - <input type="checkbox"/>	
Note:		<input type="checkbox"/> SEZ.				<input type="checkbox"/> x	
mensola 1m		<input checked="" type="checkbox"/> PE				GENERALE	
doppio						<input type="checkbox"/> - <input type="checkbox"/>	
						<input type="checkbox"/> x	

<b>00</b>	PIANO REGOLATORE DELL' ILLUMINAZIONE COMUNALE – PRIC – DEL COMUNE DI SCURELLE (TN)	<i>censimento</i>	
	<b>SEZ</b>	Pag. 49 di 143	25_09_rel.doc




COD.	138	VIA Beniamino Donzelli																																				
	<b>CARATT.MECCANICHE</b> <table border="1"> <tr><td>PALO</td><td></td><td>CLS</td></tr> <tr><td>CILINDRICO</td><td>x</td><td>FE</td></tr> <tr><td>RASTREMATO</td><td></td><td>PVC</td></tr> <tr><td>x CONICO</td><td></td><td>LEGNO</td></tr> </table>		PALO		CLS	CILINDRICO	x	FE	RASTREMATO		PVC	x CONICO		LEGNO	<b>POSA</b> <table border="1"> <tr><td>x POZZ.</td><td>SCATOLA</td></tr> <tr><td>x CLS</td><td>PVC</td></tr> <tr><td>FE</td><td>FE</td></tr> <tr><td>PVC</td><td>INCASSO</td></tr> <tr><td></td><td>ESTERNA</td></tr> </table>	x POZZ.	SCATOLA	x CLS	PVC	FE	FE	PVC	INCASSO		ESTERNA													
	PALO		CLS																																			
CILINDRICO	x	FE																																				
RASTREMATO		PVC																																				
x CONICO		LEGNO																																				
x POZZ.	SCATOLA																																					
x CLS	PVC																																					
FE	FE																																					
PVC	INCASSO																																					
	ESTERNA																																					
<b>IDENTIFICAZIONE</b> <table border="1"> <tr><td colspan="2">COORD. GPS</td></tr> <tr><td>MARCA</td><td></td></tr> <tr><td>TIPO</td><td></td></tr> <tr><td>QUADRO</td><td></td></tr> </table> <p>Note: mensola 1m</p>		COORD. GPS		MARCA		TIPO		QUADRO		<b>CONDIZIONI</b> <table border="1"> <tr><td colspan="3">SOSTEGNO</td></tr> <tr><td>☐</td><td>-</td><td>↺</td></tr> <tr><td></td><td></td><td>x</td></tr> <tr><td colspan="3">DIFFUSORE</td></tr> <tr><td>☐</td><td>-</td><td>↺</td></tr> <tr><td></td><td></td><td>x</td></tr> <tr><td colspan="3">GENERALE</td></tr> <tr><td>☐</td><td>-</td><td>↺</td></tr> <tr><td></td><td></td><td>x</td></tr> </table>		SOSTEGNO			☐	-	↺			x	DIFFUSORE			☐	-	↺			x	GENERALE			☐	-	↺			x
COORD. GPS																																						
MARCA																																						
TIPO																																						
QUADRO																																						
SOSTEGNO																																						
☐	-	↺																																				
		x																																				
DIFFUSORE																																						
☐	-	↺																																				
		x																																				
GENERALE																																						
☐	-	↺																																				
		x																																				
COD.	139	VIA Beniamino Donzelli																																				
	<b>CARATT.MECCANICHE</b> <table border="1"> <tr><td>PALO</td><td></td><td>CLS</td></tr> <tr><td>CILINDRICO</td><td>x</td><td>FE</td></tr> <tr><td>RASTREMATO</td><td></td><td>PVC</td></tr> <tr><td>x CONICO</td><td></td><td>LEGNO</td></tr> </table>		PALO		CLS	CILINDRICO	x	FE	RASTREMATO		PVC	x CONICO		LEGNO	<b>POSA</b> <table border="1"> <tr><td>POZZ.</td><td>SCATOLA</td></tr> <tr><td>CLS</td><td>PVC</td></tr> <tr><td>FE</td><td>FE</td></tr> <tr><td>PVC</td><td>INCASSO</td></tr> <tr><td></td><td>ESTERNA</td></tr> </table>	POZZ.	SCATOLA	CLS	PVC	FE	FE	PVC	INCASSO		ESTERNA													
	PALO		CLS																																			
CILINDRICO	x	FE																																				
RASTREMATO		PVC																																				
x CONICO		LEGNO																																				
POZZ.	SCATOLA																																					
CLS	PVC																																					
FE	FE																																					
PVC	INCASSO																																					
	ESTERNA																																					
<b>IDENTIFICAZIONE</b> <table border="1"> <tr><td colspan="2">COORD. GPS</td></tr> <tr><td>MARCA</td><td></td></tr> <tr><td>TIPO</td><td></td></tr> <tr><td>QUADRO</td><td></td></tr> </table> <p>Note: situato interno prop. privata 2x</p>		COORD. GPS		MARCA		TIPO		QUADRO		<b>CONDIZIONI</b> <table border="1"> <tr><td colspan="3">SOSTEGNO</td></tr> <tr><td>☐</td><td>-</td><td>↺</td></tr> <tr><td></td><td></td><td>x</td></tr> <tr><td colspan="3">DIFFUSORE</td></tr> <tr><td>☐</td><td>-</td><td>↺</td></tr> <tr><td></td><td></td><td>x</td></tr> <tr><td colspan="3">GENERALE</td></tr> <tr><td>☐</td><td>-</td><td>↺</td></tr> <tr><td></td><td></td><td>x</td></tr> </table>		SOSTEGNO			☐	-	↺			x	DIFFUSORE			☐	-	↺			x	GENERALE			☐	-	↺			x
COORD. GPS																																						
MARCA																																						
TIPO																																						
QUADRO																																						
SOSTEGNO																																						
☐	-	↺																																				
		x																																				
DIFFUSORE																																						
☐	-	↺																																				
		x																																				
GENERALE																																						
☐	-	↺																																				
		x																																				
COD.	140	VIA Beniamino Donzelli																																				
	<b>CARATT.MECCANICHE</b> <table border="1"> <tr><td>PALO</td><td></td><td>CLS</td></tr> <tr><td>CILINDRICO</td><td>x</td><td>FE</td></tr> <tr><td>RASTREMATO</td><td></td><td>PVC</td></tr> <tr><td>x CONICO</td><td></td><td>LEGNO</td></tr> </table>		PALO		CLS	CILINDRICO	x	FE	RASTREMATO		PVC	x CONICO		LEGNO	<b>POSA</b> <table border="1"> <tr><td>POZZ.</td><td>SCATOLA</td></tr> <tr><td>CLS</td><td>PVC</td></tr> <tr><td>FE</td><td>FE</td></tr> <tr><td>PVC</td><td>INCASSO</td></tr> <tr><td></td><td>ESTERNA</td></tr> </table>	POZZ.	SCATOLA	CLS	PVC	FE	FE	PVC	INCASSO		ESTERNA													
	PALO		CLS																																			
CILINDRICO	x	FE																																				
RASTREMATO		PVC																																				
x CONICO		LEGNO																																				
POZZ.	SCATOLA																																					
CLS	PVC																																					
FE	FE																																					
PVC	INCASSO																																					
	ESTERNA																																					
<b>IDENTIFICAZIONE</b> <table border="1"> <tr><td colspan="2">COORD. GPS</td></tr> <tr><td>MARCA</td><td></td></tr> <tr><td>TIPO</td><td></td></tr> <tr><td>QUADRO</td><td></td></tr> </table> <p>Note: 2x Sostegno con staffe</p>		COORD. GPS		MARCA		TIPO		QUADRO		<b>CONDIZIONI</b> <table border="1"> <tr><td colspan="3">SOSTEGNO</td></tr> <tr><td>☐</td><td>-</td><td>↺</td></tr> <tr><td></td><td></td><td>x</td></tr> <tr><td colspan="3">DIFFUSORE</td></tr> <tr><td>☐</td><td>-</td><td>↺</td></tr> <tr><td></td><td></td><td>x</td></tr> <tr><td colspan="3">GENERALE</td></tr> <tr><td>☐</td><td>-</td><td>↺</td></tr> <tr><td></td><td></td><td>x</td></tr> </table>		SOSTEGNO			☐	-	↺			x	DIFFUSORE			☐	-	↺			x	GENERALE			☐	-	↺			x
COORD. GPS																																						
MARCA																																						
TIPO																																						
QUADRO																																						
SOSTEGNO																																						
☐	-	↺																																				
		x																																				
DIFFUSORE																																						
☐	-	↺																																				
		x																																				
GENERALE																																						
☐	-	↺																																				
		x																																				

<b>00</b>	PIANO REGOLATORE DELL'ILLUMINAZIONE COMUNALE – PRIC – DEL COMUNE DI SCURELLE (TN)	<i>censimento</i>	
<b>SEZ</b>		Pag. 50 di 143	25_09_rel.doc


COD.	141	VIA Beniamino Donzelli																																																																	
	<b>CARATT.MECCANICHE</b>	<b>POSA</b>	<b>DIMENSIONI</b>																																																																
	<table border="1"> <tr><td><input type="checkbox"/></td><td>PALO</td><td></td><td>CLS</td></tr> <tr><td></td><td>CILINDRICO</td><td><input checked="" type="checkbox"/></td><td>FE</td></tr> <tr><td></td><td>RASTREMATO</td><td></td><td>PVC</td></tr> <tr><td></td><td>CONICO</td><td></td><td>LEGNO</td></tr> <tr><td><input checked="" type="checkbox"/></td><td>MENSOLA</td><td></td><td></td></tr> </table>	<input type="checkbox"/>	PALO		CLS		CILINDRICO	<input checked="" type="checkbox"/>	FE		RASTREMATO		PVC		CONICO		LEGNO	<input checked="" type="checkbox"/>	MENSOLA			<table border="1"> <tr><td><input checked="" type="checkbox"/></td><td>POZZ.</td><td><input checked="" type="checkbox"/></td><td>SCATOLA</td></tr> <tr><td></td><td>CLS</td><td><input checked="" type="checkbox"/></td><td>PVC</td></tr> <tr><td><input checked="" type="checkbox"/></td><td>FE</td><td></td><td>FE</td></tr> <tr><td></td><td>PVC</td><td><input checked="" type="checkbox"/></td><td>INCASSO</td></tr> <tr><td></td><td></td><td></td><td>ESTERNA</td></tr> </table>	<input checked="" type="checkbox"/>	POZZ.	<input checked="" type="checkbox"/>	SCATOLA		CLS	<input checked="" type="checkbox"/>	PVC	<input checked="" type="checkbox"/>	FE		FE		PVC	<input checked="" type="checkbox"/>	INCASSO				ESTERNA	<table border="1"> <tr><td></td><td>H.</td><td></td></tr> <tr><td></td><td>L.</td><td></td></tr> <tr><td></td><td>AcZn</td><td></td></tr> <tr><td></td><td>VERN.</td><td></td></tr> </table>		H.			L.			AcZn			VERN.													
<input type="checkbox"/>	PALO		CLS																																																																
	CILINDRICO	<input checked="" type="checkbox"/>	FE																																																																
	RASTREMATO		PVC																																																																
	CONICO		LEGNO																																																																
<input checked="" type="checkbox"/>	MENSOLA																																																																		
<input checked="" type="checkbox"/>	POZZ.	<input checked="" type="checkbox"/>	SCATOLA																																																																
	CLS	<input checked="" type="checkbox"/>	PVC																																																																
<input checked="" type="checkbox"/>	FE		FE																																																																
	PVC	<input checked="" type="checkbox"/>	INCASSO																																																																
			ESTERNA																																																																
	H.																																																																		
	L.																																																																		
	AcZn																																																																		
	VERN.																																																																		
<b>IDENTIFICAZIONE</b>	<b>CARATT.ELETTRICHE</b>	<b>POSIZIONE</b>	<b>CONDIZIONI</b>																																																																
<table border="1"> <tr><td colspan="2">COORD. GPS</td></tr> <tr><td>MARCA</td><td></td></tr> <tr><td>TIPO</td><td></td></tr> <tr><td>QUADRO</td><td></td></tr> </table> <p>Note: 2x</p>	COORD. GPS		MARCA		TIPO		QUADRO		<table border="1"> <tr><td><input type="checkbox"/></td><td>IP</td><td></td></tr> <tr><td></td><td>CLASSE</td><td>1</td></tr> <tr><td></td><td>CUT OFF</td><td></td></tr> <tr><td><input checked="" type="checkbox"/></td><td>SEMI CUT OFF</td><td></td></tr> <tr><td></td><td>LINEA</td><td></td></tr> <tr><td></td><td>SEZ.</td><td></td></tr> <tr><td><input checked="" type="checkbox"/></td><td>PE</td><td></td></tr> </table>	<input type="checkbox"/>	IP			CLASSE	1		CUT OFF		<input checked="" type="checkbox"/>	SEMI CUT OFF			LINEA			SEZ.		<input checked="" type="checkbox"/>	PE		<table border="1"> <tr><td><input checked="" type="checkbox"/></td><td>SEDE STRADALE</td></tr> <tr><td></td><td>BANCHINA</td></tr> <tr><td></td><td>MARCIAPIEDE</td></tr> <tr><td></td><td>ALTRO</td></tr> </table> <p>Note:</p>	<input checked="" type="checkbox"/>	SEDE STRADALE		BANCHINA		MARCIAPIEDE		ALTRO	<table border="1"> <tr><td colspan="3">SOSTEGNO</td></tr> <tr><td><input type="checkbox"/></td><td>-</td><td><input checked="" type="checkbox"/></td></tr> <tr><td></td><td></td><td><input checked="" type="checkbox"/></td></tr> <tr><td colspan="3">DIFFUSORE</td></tr> <tr><td><input type="checkbox"/></td><td>-</td><td><input checked="" type="checkbox"/></td></tr> <tr><td></td><td></td><td><input checked="" type="checkbox"/></td></tr> <tr><td colspan="3">GENERALE</td></tr> <tr><td><input type="checkbox"/></td><td>-</td><td><input checked="" type="checkbox"/></td></tr> <tr><td></td><td></td><td><input checked="" type="checkbox"/></td></tr> </table>	SOSTEGNO			<input type="checkbox"/>	-	<input checked="" type="checkbox"/>			<input checked="" type="checkbox"/>	DIFFUSORE			<input type="checkbox"/>	-	<input checked="" type="checkbox"/>			<input checked="" type="checkbox"/>	GENERALE			<input type="checkbox"/>	-	<input checked="" type="checkbox"/>			<input checked="" type="checkbox"/>
COORD. GPS																																																																			
MARCA																																																																			
TIPO																																																																			
QUADRO																																																																			
<input type="checkbox"/>	IP																																																																		
	CLASSE	1																																																																	
	CUT OFF																																																																		
<input checked="" type="checkbox"/>	SEMI CUT OFF																																																																		
	LINEA																																																																		
	SEZ.																																																																		
<input checked="" type="checkbox"/>	PE																																																																		
<input checked="" type="checkbox"/>	SEDE STRADALE																																																																		
	BANCHINA																																																																		
	MARCIAPIEDE																																																																		
	ALTRO																																																																		
SOSTEGNO																																																																			
<input type="checkbox"/>	-	<input checked="" type="checkbox"/>																																																																	
		<input checked="" type="checkbox"/>																																																																	
DIFFUSORE																																																																			
<input type="checkbox"/>	-	<input checked="" type="checkbox"/>																																																																	
		<input checked="" type="checkbox"/>																																																																	
GENERALE																																																																			
<input type="checkbox"/>	-	<input checked="" type="checkbox"/>																																																																	
		<input checked="" type="checkbox"/>																																																																	
COD.	142	VIA Beniamino Donzelli																																																																	
	<b>CARATT.MECCANICHE</b>	<b>POSA</b>	<b>DIMENSIONI</b>																																																																
	<table border="1"> <tr><td><input type="checkbox"/></td><td>PALO INC.</td><td></td><td>CLS</td></tr> <tr><td></td><td>CILINDRICO</td><td><input checked="" type="checkbox"/></td><td>FE</td></tr> <tr><td></td><td>RASTREMATO</td><td></td><td>PVC</td></tr> <tr><td><input checked="" type="checkbox"/></td><td>CONICO</td><td></td><td>LEGNO</td></tr> </table>	<input type="checkbox"/>	PALO INC.		CLS		CILINDRICO	<input checked="" type="checkbox"/>	FE		RASTREMATO		PVC	<input checked="" type="checkbox"/>	CONICO		LEGNO	<table border="1"> <tr><td><input checked="" type="checkbox"/></td><td>POZZ.</td><td></td><td>SCATOLA</td></tr> <tr><td></td><td>CLS</td><td></td><td>PVC</td></tr> <tr><td><input checked="" type="checkbox"/></td><td>FE</td><td></td><td>FE</td></tr> <tr><td></td><td>PVC</td><td></td><td>INCASSO</td></tr> <tr><td></td><td></td><td></td><td>ESTERNA</td></tr> </table>	<input checked="" type="checkbox"/>	POZZ.		SCATOLA		CLS		PVC	<input checked="" type="checkbox"/>	FE		FE		PVC		INCASSO				ESTERNA	<table border="1"> <tr><td></td><td>H.</td><td>9 m</td></tr> <tr><td></td><td>L.</td><td></td></tr> <tr><td></td><td>AcZn</td><td></td></tr> <tr><td><input checked="" type="checkbox"/></td><td>VERN.</td><td>nero</td></tr> </table>		H.	9 m		L.			AcZn		<input checked="" type="checkbox"/>	VERN.	nero																
<input type="checkbox"/>	PALO INC.		CLS																																																																
	CILINDRICO	<input checked="" type="checkbox"/>	FE																																																																
	RASTREMATO		PVC																																																																
<input checked="" type="checkbox"/>	CONICO		LEGNO																																																																
<input checked="" type="checkbox"/>	POZZ.		SCATOLA																																																																
	CLS		PVC																																																																
<input checked="" type="checkbox"/>	FE		FE																																																																
	PVC		INCASSO																																																																
			ESTERNA																																																																
	H.	9 m																																																																	
	L.																																																																		
	AcZn																																																																		
<input checked="" type="checkbox"/>	VERN.	nero																																																																	
<b>IDENTIFICAZIONE</b>	<b>CARATT.ELETTRICHE</b>	<b>POSIZIONE</b>	<b>CONDIZIONI</b>																																																																
<table border="1"> <tr><td colspan="2">COORD. GPS</td></tr> <tr><td>MARCA</td><td></td></tr> <tr><td>TIPO</td><td></td></tr> <tr><td>QUADRO</td><td></td></tr> </table> <p>Note: 2x</p>	COORD. GPS		MARCA		TIPO		QUADRO		<table border="1"> <tr><td><input type="checkbox"/></td><td>IP</td><td></td></tr> <tr><td></td><td>CLASSE</td><td>1</td></tr> <tr><td></td><td>CUT OFF</td><td></td></tr> <tr><td><input checked="" type="checkbox"/></td><td>SEMI CUT OFF</td><td></td></tr> <tr><td></td><td>LINEA</td><td></td></tr> <tr><td></td><td>SEZ.</td><td></td></tr> <tr><td><input checked="" type="checkbox"/></td><td>PE</td><td></td></tr> </table>	<input type="checkbox"/>	IP			CLASSE	1		CUT OFF		<input checked="" type="checkbox"/>	SEMI CUT OFF			LINEA			SEZ.		<input checked="" type="checkbox"/>	PE		<table border="1"> <tr><td><input checked="" type="checkbox"/></td><td>SEDE STRADALE</td></tr> <tr><td></td><td>BANCHINA</td></tr> <tr><td></td><td>MARCIAPIEDE</td></tr> <tr><td></td><td>ALTRO</td></tr> </table> <p>Note:</p>	<input checked="" type="checkbox"/>	SEDE STRADALE		BANCHINA		MARCIAPIEDE		ALTRO	<table border="1"> <tr><td colspan="3">SOSTEGNO</td></tr> <tr><td><input type="checkbox"/></td><td>-</td><td><input checked="" type="checkbox"/></td></tr> <tr><td></td><td></td><td><input checked="" type="checkbox"/></td></tr> <tr><td colspan="3">DIFFUSORE</td></tr> <tr><td><input type="checkbox"/></td><td>-</td><td><input checked="" type="checkbox"/></td></tr> <tr><td></td><td></td><td><input checked="" type="checkbox"/></td></tr> <tr><td colspan="3">GENERALE</td></tr> <tr><td><input type="checkbox"/></td><td>-</td><td><input checked="" type="checkbox"/></td></tr> <tr><td></td><td></td><td><input checked="" type="checkbox"/></td></tr> </table>	SOSTEGNO			<input type="checkbox"/>	-	<input checked="" type="checkbox"/>			<input checked="" type="checkbox"/>	DIFFUSORE			<input type="checkbox"/>	-	<input checked="" type="checkbox"/>			<input checked="" type="checkbox"/>	GENERALE			<input type="checkbox"/>	-	<input checked="" type="checkbox"/>			<input checked="" type="checkbox"/>
COORD. GPS																																																																			
MARCA																																																																			
TIPO																																																																			
QUADRO																																																																			
<input type="checkbox"/>	IP																																																																		
	CLASSE	1																																																																	
	CUT OFF																																																																		
<input checked="" type="checkbox"/>	SEMI CUT OFF																																																																		
	LINEA																																																																		
	SEZ.																																																																		
<input checked="" type="checkbox"/>	PE																																																																		
<input checked="" type="checkbox"/>	SEDE STRADALE																																																																		
	BANCHINA																																																																		
	MARCIAPIEDE																																																																		
	ALTRO																																																																		
SOSTEGNO																																																																			
<input type="checkbox"/>	-	<input checked="" type="checkbox"/>																																																																	
		<input checked="" type="checkbox"/>																																																																	
DIFFUSORE																																																																			
<input type="checkbox"/>	-	<input checked="" type="checkbox"/>																																																																	
		<input checked="" type="checkbox"/>																																																																	
GENERALE																																																																			
<input type="checkbox"/>	-	<input checked="" type="checkbox"/>																																																																	
		<input checked="" type="checkbox"/>																																																																	
COD.	143	VIA Beniamino Donzelli																																																																	
	<b>CARATT.MECCANICHE</b>	<b>POSA</b>	<b>DIMENSIONI</b>																																																																
	<table border="1"> <tr><td><input type="checkbox"/></td><td>PALO</td><td></td><td>CLS</td></tr> <tr><td></td><td>CILINDRICO</td><td><input checked="" type="checkbox"/></td><td>FE</td></tr> <tr><td></td><td>RASTREMATO</td><td></td><td>PVC</td></tr> <tr><td><input checked="" type="checkbox"/></td><td>CONICO</td><td></td><td>LEGNO</td></tr> </table>	<input type="checkbox"/>	PALO		CLS		CILINDRICO	<input checked="" type="checkbox"/>	FE		RASTREMATO		PVC	<input checked="" type="checkbox"/>	CONICO		LEGNO	<table border="1"> <tr><td><input checked="" type="checkbox"/></td><td>POZZ.</td><td></td><td>SCATOLA</td></tr> <tr><td></td><td>CLS</td><td></td><td>PVC</td></tr> <tr><td><input checked="" type="checkbox"/></td><td>FE</td><td></td><td>FE</td></tr> <tr><td></td><td>PVC</td><td></td><td>INCASSO</td></tr> <tr><td></td><td></td><td></td><td>ESTERNA</td></tr> </table>	<input checked="" type="checkbox"/>	POZZ.		SCATOLA		CLS		PVC	<input checked="" type="checkbox"/>	FE		FE		PVC		INCASSO				ESTERNA	<table border="1"> <tr><td></td><td>H.</td><td>9 m</td></tr> <tr><td></td><td>L.</td><td></td></tr> <tr><td></td><td>AcZn</td><td></td></tr> <tr><td><input checked="" type="checkbox"/></td><td>VERN.</td><td>nero</td></tr> </table>		H.	9 m		L.			AcZn		<input checked="" type="checkbox"/>	VERN.	nero																
<input type="checkbox"/>	PALO		CLS																																																																
	CILINDRICO	<input checked="" type="checkbox"/>	FE																																																																
	RASTREMATO		PVC																																																																
<input checked="" type="checkbox"/>	CONICO		LEGNO																																																																
<input checked="" type="checkbox"/>	POZZ.		SCATOLA																																																																
	CLS		PVC																																																																
<input checked="" type="checkbox"/>	FE		FE																																																																
	PVC		INCASSO																																																																
			ESTERNA																																																																
	H.	9 m																																																																	
	L.																																																																		
	AcZn																																																																		
<input checked="" type="checkbox"/>	VERN.	nero																																																																	
<b>IDENTIFICAZIONE</b>	<b>CARATT.ELETTRICHE</b>	<b>POSIZIONE</b>	<b>CONDIZIONI</b>																																																																
<table border="1"> <tr><td colspan="2">COORD. GPS</td></tr> <tr><td>MARCA</td><td></td></tr> <tr><td>TIPO</td><td></td></tr> <tr><td>QUADRO</td><td></td></tr> </table> <p>Note: 2x Sostegno con staffe</p>	COORD. GPS		MARCA		TIPO		QUADRO		<table border="1"> <tr><td><input type="checkbox"/></td><td>IP</td><td></td></tr> <tr><td></td><td>CLASSE</td><td>1</td></tr> <tr><td></td><td>CUT OFF</td><td></td></tr> <tr><td><input checked="" type="checkbox"/></td><td>SEMI CUT OFF</td><td></td></tr> <tr><td></td><td>LINEA</td><td></td></tr> <tr><td></td><td>SEZ.</td><td></td></tr> <tr><td><input checked="" type="checkbox"/></td><td>PE</td><td></td></tr> </table>	<input type="checkbox"/>	IP			CLASSE	1		CUT OFF		<input checked="" type="checkbox"/>	SEMI CUT OFF			LINEA			SEZ.		<input checked="" type="checkbox"/>	PE		<table border="1"> <tr><td><input checked="" type="checkbox"/></td><td>SEDE STRADALE</td></tr> <tr><td></td><td>BANCHINA</td></tr> <tr><td></td><td>MARCIAPIEDE</td></tr> <tr><td></td><td>ALTRO</td></tr> </table> <p>Note:</p>	<input checked="" type="checkbox"/>	SEDE STRADALE		BANCHINA		MARCIAPIEDE		ALTRO	<table border="1"> <tr><td colspan="3">SOSTEGNO</td></tr> <tr><td><input type="checkbox"/></td><td>-</td><td><input checked="" type="checkbox"/></td></tr> <tr><td></td><td></td><td><input checked="" type="checkbox"/></td></tr> <tr><td colspan="3">DIFFUSORE</td></tr> <tr><td><input type="checkbox"/></td><td>-</td><td><input checked="" type="checkbox"/></td></tr> <tr><td></td><td></td><td><input checked="" type="checkbox"/></td></tr> <tr><td colspan="3">GENERALE</td></tr> <tr><td><input type="checkbox"/></td><td>-</td><td><input checked="" type="checkbox"/></td></tr> <tr><td></td><td></td><td><input checked="" type="checkbox"/></td></tr> </table>	SOSTEGNO			<input type="checkbox"/>	-	<input checked="" type="checkbox"/>			<input checked="" type="checkbox"/>	DIFFUSORE			<input type="checkbox"/>	-	<input checked="" type="checkbox"/>			<input checked="" type="checkbox"/>	GENERALE			<input type="checkbox"/>	-	<input checked="" type="checkbox"/>			<input checked="" type="checkbox"/>
COORD. GPS																																																																			
MARCA																																																																			
TIPO																																																																			
QUADRO																																																																			
<input type="checkbox"/>	IP																																																																		
	CLASSE	1																																																																	
	CUT OFF																																																																		
<input checked="" type="checkbox"/>	SEMI CUT OFF																																																																		
	LINEA																																																																		
	SEZ.																																																																		
<input checked="" type="checkbox"/>	PE																																																																		
<input checked="" type="checkbox"/>	SEDE STRADALE																																																																		
	BANCHINA																																																																		
	MARCIAPIEDE																																																																		
	ALTRO																																																																		
SOSTEGNO																																																																			
<input type="checkbox"/>	-	<input checked="" type="checkbox"/>																																																																	
		<input checked="" type="checkbox"/>																																																																	
DIFFUSORE																																																																			
<input type="checkbox"/>	-	<input checked="" type="checkbox"/>																																																																	
		<input checked="" type="checkbox"/>																																																																	
GENERALE																																																																			
<input type="checkbox"/>	-	<input checked="" type="checkbox"/>																																																																	
		<input checked="" type="checkbox"/>																																																																	





<b>00</b>	PIANO REGOLATORE DELL'ILLUMINAZIONE COMUNALE – PRIC – DEL COMUNE DI SCURELLE (TN)	<i>censimento</i>	
<b>SEZ</b>		Pag. 51 di 143	25_09_rel.doc

COD.	144	VIA Beniamino Donzelli																																													
	<b>CARATT.MECCANICHE</b>	<b>POSA</b>	<b>DIMENSIONI</b>																																												
	<table border="1"> <tr><td>PALO</td><td></td><td>CLS</td></tr> <tr><td>CILINDRICO</td><td>x</td><td>FE</td></tr> <tr><td>RASTREMATO</td><td></td><td>PVC</td></tr> <tr><td>x CONICO</td><td></td><td>LEGNO</td></tr> </table>	PALO		CLS	CILINDRICO	x	FE	RASTREMATO		PVC	x CONICO		LEGNO	<table border="1"> <tr><td>x POZZ.</td><td>SCATOLA</td></tr> <tr><td>CLS</td><td>PVC</td></tr> <tr><td>x FE</td><td>FE</td></tr> <tr><td>PVC</td><td>INCASSO</td></tr> <tr><td></td><td>ESTERNA</td></tr> </table>	x POZZ.	SCATOLA	CLS	PVC	x FE	FE	PVC	INCASSO		ESTERNA	<table border="1"> <tr><td>H.</td><td>9 m</td></tr> <tr><td>L.</td><td></td></tr> <tr><td>AcZn</td><td></td></tr> <tr><td>x VERN.</td><td>nero</td></tr> </table>	H.	9 m	L.		AcZn		x VERN.	nero														
PALO		CLS																																													
CILINDRICO	x	FE																																													
RASTREMATO		PVC																																													
x CONICO		LEGNO																																													
x POZZ.	SCATOLA																																														
CLS	PVC																																														
x FE	FE																																														
PVC	INCASSO																																														
	ESTERNA																																														
H.	9 m																																														
L.																																															
AcZn																																															
x VERN.	nero																																														
<b>IDENTIFICAZIONE</b>	<b>CARATT.ELETTRICHE</b>	<b>POSIZIONE</b>	<b>CONDIZIONI</b>																																												
<table border="1"> <tr><td colspan="2">COORD. GPS</td></tr> <tr><td>MARCA</td><td></td></tr> <tr><td>TIPO</td><td></td></tr> <tr><td>QUADRO</td><td></td></tr> </table> <p>Note: 2x doppio</p>	COORD. GPS		MARCA		TIPO		QUADRO		<table border="1"> <tr><td>IP</td><td></td></tr> <tr><td>CLASSE</td><td>1</td></tr> <tr><td>CUT OFF</td><td></td></tr> <tr><td>x SEMI CUT OFF</td><td></td></tr> <tr><td>LINEA</td><td></td></tr> <tr><td>SEZ.</td><td></td></tr> <tr><td>x PE</td><td></td></tr> </table>	IP		CLASSE	1	CUT OFF		x SEMI CUT OFF		LINEA		SEZ.		x PE		<table border="1"> <tr><td>SEDE STRADALE</td></tr> <tr><td>x BANCHINA</td></tr> <tr><td>MARCIAPIEDE</td></tr> <tr><td>ALTRO</td></tr> </table> <p>Note:</p>	SEDE STRADALE	x BANCHINA	MARCIAPIEDE	ALTRO	<table border="1"> <tr><td colspan="2">SOSTEGNO</td></tr> <tr><td>☐</td><td>- ☐</td></tr> <tr><td></td><td>x</td></tr> <tr><td colspan="2">DIFFUSORE</td></tr> <tr><td>☐</td><td>- ☐</td></tr> <tr><td></td><td>x</td></tr> <tr><td colspan="2">GENERALE</td></tr> <tr><td>☐</td><td>- ☐</td></tr> <tr><td></td><td>x</td></tr> </table>	SOSTEGNO		☐	- ☐		x	DIFFUSORE		☐	- ☐		x	GENERALE		☐	- ☐		x
COORD. GPS																																															
MARCA																																															
TIPO																																															
QUADRO																																															
IP																																															
CLASSE	1																																														
CUT OFF																																															
x SEMI CUT OFF																																															
LINEA																																															
SEZ.																																															
x PE																																															
SEDE STRADALE																																															
x BANCHINA																																															
MARCIAPIEDE																																															
ALTRO																																															
SOSTEGNO																																															
☐	- ☐																																														
	x																																														
DIFFUSORE																																															
☐	- ☐																																														
	x																																														
GENERALE																																															
☐	- ☐																																														
	x																																														
COD.	145	VIA Beniamino Donzelli																																													
	<b>CARATT.MECCANICHE</b>	<b>POSA</b>	<b>DIMENSIONI</b>																																												
	<table border="1"> <tr><td>PALO</td><td></td><td>CLS</td></tr> <tr><td>CILINDRICO</td><td>x</td><td>FE</td></tr> <tr><td>RASTREMATO</td><td></td><td>PVC</td></tr> <tr><td>x CONICO</td><td></td><td>LEGNO</td></tr> </table>	PALO		CLS	CILINDRICO	x	FE	RASTREMATO		PVC	x CONICO		LEGNO	<table border="1"> <tr><td>x POZZ.</td><td>SCATOLA</td></tr> <tr><td>CLS</td><td>PVC</td></tr> <tr><td>x FE</td><td>FE</td></tr> <tr><td>PVC</td><td>INCASSO</td></tr> <tr><td></td><td>ESTERNA</td></tr> </table>	x POZZ.	SCATOLA	CLS	PVC	x FE	FE	PVC	INCASSO		ESTERNA	<table border="1"> <tr><td>H.</td><td>9 m</td></tr> <tr><td>L.</td><td></td></tr> <tr><td>AcZn</td><td></td></tr> <tr><td>x VERN.</td><td>nero</td></tr> </table>	H.	9 m	L.		AcZn		x VERN.	nero														
PALO		CLS																																													
CILINDRICO	x	FE																																													
RASTREMATO		PVC																																													
x CONICO		LEGNO																																													
x POZZ.	SCATOLA																																														
CLS	PVC																																														
x FE	FE																																														
PVC	INCASSO																																														
	ESTERNA																																														
H.	9 m																																														
L.																																															
AcZn																																															
x VERN.	nero																																														
<b>IDENTIFICAZIONE</b>	<b>CARATT.ELETTRICHE</b>	<b>POSIZIONE</b>	<b>CONDIZIONI</b>																																												
<table border="1"> <tr><td colspan="2">COORD. GPS</td></tr> <tr><td>MARCA</td><td></td></tr> <tr><td>TIPO</td><td></td></tr> <tr><td>QUADRO</td><td></td></tr> </table> <p>Note: 2x</p>	COORD. GPS		MARCA		TIPO		QUADRO		<table border="1"> <tr><td>IP</td><td></td></tr> <tr><td>CLASSE</td><td>1</td></tr> <tr><td>CUT OFF</td><td></td></tr> <tr><td>x SEMI CUT OFF</td><td></td></tr> <tr><td>LINEA</td><td></td></tr> <tr><td>SEZ.</td><td></td></tr> <tr><td>x PE</td><td></td></tr> </table>	IP		CLASSE	1	CUT OFF		x SEMI CUT OFF		LINEA		SEZ.		x PE		<table border="1"> <tr><td>SEDE STRADALE</td></tr> <tr><td>x BANCHINA</td></tr> <tr><td>MARCIAPIEDE</td></tr> <tr><td>ALTRO</td></tr> </table> <p>Note: presa stagna per luminarie</p>	SEDE STRADALE	x BANCHINA	MARCIAPIEDE	ALTRO	<table border="1"> <tr><td colspan="2">SOSTEGNO</td></tr> <tr><td>☐</td><td>- ☐</td></tr> <tr><td></td><td>x</td></tr> <tr><td colspan="2">DIFFUSORE</td></tr> <tr><td>☐</td><td>- ☐</td></tr> <tr><td></td><td>x</td></tr> <tr><td colspan="2">GENERALE</td></tr> <tr><td>☐</td><td>- ☐</td></tr> <tr><td></td><td>x</td></tr> </table>	SOSTEGNO		☐	- ☐		x	DIFFUSORE		☐	- ☐		x	GENERALE		☐	- ☐		x
COORD. GPS																																															
MARCA																																															
TIPO																																															
QUADRO																																															
IP																																															
CLASSE	1																																														
CUT OFF																																															
x SEMI CUT OFF																																															
LINEA																																															
SEZ.																																															
x PE																																															
SEDE STRADALE																																															
x BANCHINA																																															
MARCIAPIEDE																																															
ALTRO																																															
SOSTEGNO																																															
☐	- ☐																																														
	x																																														
DIFFUSORE																																															
☐	- ☐																																														
	x																																														
GENERALE																																															
☐	- ☐																																														
	x																																														
COD.	146	VIA Beniamino Donzelli																																													
	<b>CARATT.MECCANICHE</b>	<b>POSA</b>	<b>DIMENSIONI</b>																																												
	<table border="1"> <tr><td>PALO INC.</td><td></td><td>CLS</td></tr> <tr><td>CILINDRICO</td><td>x</td><td>FE</td></tr> <tr><td>RASTREMATO</td><td></td><td>PVC</td></tr> <tr><td>x CONICO</td><td></td><td>LEGNO</td></tr> </table>	PALO INC.		CLS	CILINDRICO	x	FE	RASTREMATO		PVC	x CONICO		LEGNO	<table border="1"> <tr><td>x POZZ.</td><td>SCATOLA</td></tr> <tr><td>CLS</td><td>PVC</td></tr> <tr><td>x FE</td><td>FE</td></tr> <tr><td>PVC</td><td>INCASSO</td></tr> <tr><td></td><td>ESTERNA</td></tr> </table>	x POZZ.	SCATOLA	CLS	PVC	x FE	FE	PVC	INCASSO		ESTERNA	<table border="1"> <tr><td>H.</td><td>9 m</td></tr> <tr><td>L.</td><td></td></tr> <tr><td>AcZn</td><td></td></tr> <tr><td>x VERN.</td><td>nero</td></tr> </table>	H.	9 m	L.		AcZn		x VERN.	nero														
PALO INC.		CLS																																													
CILINDRICO	x	FE																																													
RASTREMATO		PVC																																													
x CONICO		LEGNO																																													
x POZZ.	SCATOLA																																														
CLS	PVC																																														
x FE	FE																																														
PVC	INCASSO																																														
	ESTERNA																																														
H.	9 m																																														
L.																																															
AcZn																																															
x VERN.	nero																																														
<b>IDENTIFICAZIONE</b>	<b>CARATT.ELETTRICHE</b>	<b>POSIZIONE</b>	<b>CONDIZIONI</b>																																												
<table border="1"> <tr><td colspan="2">COORD. GPS</td></tr> <tr><td>MARCA</td><td></td></tr> <tr><td>TIPO</td><td></td></tr> <tr><td>QUADRO</td><td></td></tr> </table> <p>Note: 2x Situato interno prop. privata</p>	COORD. GPS		MARCA		TIPO		QUADRO		<table border="1"> <tr><td>IP</td><td></td></tr> <tr><td>CLASSE</td><td>1</td></tr> <tr><td>CUT OFF</td><td></td></tr> <tr><td>x SEMI CUT OFF</td><td></td></tr> <tr><td>LINEA</td><td></td></tr> <tr><td>SEZ.</td><td></td></tr> <tr><td>x PE</td><td></td></tr> </table>	IP		CLASSE	1	CUT OFF		x SEMI CUT OFF		LINEA		SEZ.		x PE		<table border="1"> <tr><td>SEDE STRADALE</td></tr> <tr><td>x BANCHINA</td></tr> <tr><td>MARCIAPIEDE</td></tr> <tr><td>ALTRO</td></tr> </table> <p>Note:</p>	SEDE STRADALE	x BANCHINA	MARCIAPIEDE	ALTRO	<table border="1"> <tr><td colspan="2">SOSTEGNO</td></tr> <tr><td>☐</td><td>- ☐</td></tr> <tr><td></td><td>x</td></tr> <tr><td colspan="2">DIFFUSORE</td></tr> <tr><td>☐</td><td>- ☐</td></tr> <tr><td></td><td>x</td></tr> <tr><td colspan="2">GENERALE</td></tr> <tr><td>☐</td><td>- ☐</td></tr> <tr><td></td><td>x</td></tr> </table>	SOSTEGNO		☐	- ☐		x	DIFFUSORE		☐	- ☐		x	GENERALE		☐	- ☐		x
COORD. GPS																																															
MARCA																																															
TIPO																																															
QUADRO																																															
IP																																															
CLASSE	1																																														
CUT OFF																																															
x SEMI CUT OFF																																															
LINEA																																															
SEZ.																																															
x PE																																															
SEDE STRADALE																																															
x BANCHINA																																															
MARCIAPIEDE																																															
ALTRO																																															
SOSTEGNO																																															
☐	- ☐																																														
	x																																														
DIFFUSORE																																															
☐	- ☐																																														
	x																																														
GENERALE																																															
☐	- ☐																																														
	x																																														




00	PIANO REGOLATORE DELL'ILLUMINAZIONE COMUNALE – PRIC – DEL COMUNE DI SCURELLE (TN)	censimento	
	SEZ	Pag. 52 di 143	25_09_rel.doc

COD.	147	VIA Beniamino Donzelli		
	<b>CARATT.MECCANICHE</b>		<b>POSA</b>	
	<input type="checkbox"/> PALO	<input type="checkbox"/> CLS	<input checked="" type="checkbox"/> POZZ.	<input type="checkbox"/> SCATOLA
	<input type="checkbox"/> CILINDRICO	<input checked="" type="checkbox"/> FE	<input type="checkbox"/> CLS	<input type="checkbox"/> PVC
	<input type="checkbox"/> RASTREMATO	<input type="checkbox"/> PVC	<input checked="" type="checkbox"/> FE	<input type="checkbox"/> FE
<input checked="" type="checkbox"/> CONICO	<input type="checkbox"/> LEGNO	<input type="checkbox"/> PVC	<input type="checkbox"/> INCASSO	
			<input type="checkbox"/> ESTERNA	
		<b>DIMENSIONI</b>		
		<input type="checkbox"/> H.	9 m	
		<input type="checkbox"/> L.		
		<input type="checkbox"/> AcZn		
		<input checked="" type="checkbox"/> VERN.	nero	
		<input type="checkbox"/>		
<b>IDENTIFICAZIONE</b>		<b>CONDIZIONI</b>		
COORD. GPS		SEDE STRADALE		
MARCA		<input checked="" type="checkbox"/> BANCHINA		
TIPO		<input type="checkbox"/> MARCIAPIEDE		
QUADRO		<input type="checkbox"/> ALTRO		
Note: 2x		Note:		
<b>CARATT.ELETTRICHE</b>		<b>POSIZIONE</b>		
<input type="checkbox"/> IP	<input type="checkbox"/> CLASSE 1	<input type="checkbox"/> LINEA		
<input type="checkbox"/> CUT OFF	<input type="checkbox"/>	<input type="checkbox"/> SEZ.		
<input checked="" type="checkbox"/> SEMI CUT OFF	<input type="checkbox"/>	<input checked="" type="checkbox"/> PE		
<input type="checkbox"/>	<input type="checkbox"/>			
		<b>SOSTEGNO</b>		
		<input type="checkbox"/> - <input checked="" type="checkbox"/>		
		<input type="checkbox"/> x		
		<b>DIFFUSORE</b>		
		<input type="checkbox"/> - <input checked="" type="checkbox"/>		
		<input type="checkbox"/> x		
		<b>GENERALE</b>		
		<input type="checkbox"/> - <input checked="" type="checkbox"/>		
		<input type="checkbox"/> x		




COD.	148	VIA Beniamino Donzelli		
	<b>CARATT.MECCANICHE</b>		<b>POSA</b>	
	<input type="checkbox"/> PALO	<input type="checkbox"/> CLS	<input checked="" type="checkbox"/> POZZ.	<input type="checkbox"/> SCATOLA
	<input type="checkbox"/> CILINDRICO	<input checked="" type="checkbox"/> FE	<input type="checkbox"/> CLS	<input type="checkbox"/> PVC
	<input type="checkbox"/> RASTREMATO	<input type="checkbox"/> PVC	<input checked="" type="checkbox"/> FE	<input type="checkbox"/> FE
<input checked="" type="checkbox"/> CONICO	<input type="checkbox"/> LEGNO	<input type="checkbox"/> PVC	<input type="checkbox"/> INCASSO	
			<input type="checkbox"/> ESTERNA	
		<b>DIMENSIONI</b>		
		<input type="checkbox"/> H.	9 m	
		<input type="checkbox"/> L.		
		<input type="checkbox"/> AcZn		
		<input checked="" type="checkbox"/> VERN.	nero	
		<input type="checkbox"/>		
<b>IDENTIFICAZIONE</b>		<b>CONDIZIONI</b>		
COORD. GPS		SEDE STRADALE		
MARCA		<input checked="" type="checkbox"/> BANCHINA		
TIPO		<input type="checkbox"/> MARCIAPIEDE		
QUADRO		<input type="checkbox"/> ALTRO		
Note: 2x		Note:		
<b>CARATT.ELETTRICHE</b>		<b>POSIZIONE</b>		
<input type="checkbox"/> IP	<input type="checkbox"/> CLASSE 1	<input type="checkbox"/> LINEA		
<input type="checkbox"/> CUT OFF	<input type="checkbox"/>	<input type="checkbox"/> SEZ.		
<input checked="" type="checkbox"/> SEMI CUT OFF	<input type="checkbox"/>	<input checked="" type="checkbox"/> PE		
<input type="checkbox"/>	<input type="checkbox"/>			
		<b>SOSTEGNO</b>		
		<input type="checkbox"/> - <input checked="" type="checkbox"/>		
		<input type="checkbox"/> x		
		<b>DIFFUSORE</b>		
		<input type="checkbox"/> - <input checked="" type="checkbox"/>		
		<input type="checkbox"/> x		
		<b>GENERALE</b>		
		<input type="checkbox"/> - <input checked="" type="checkbox"/>		
		<input type="checkbox"/> x		

COD.	149	VIA Beniamino Donzelli		
	<b>CARATT.MECCANICHE</b>		<b>POSA</b>	
	<input type="checkbox"/> PALO	<input type="checkbox"/> CLS	<input checked="" type="checkbox"/> POZZ.	<input type="checkbox"/> SCATOLA
	<input type="checkbox"/> CILINDRICO	<input checked="" type="checkbox"/> FE	<input type="checkbox"/> CLS	<input type="checkbox"/> PVC
	<input type="checkbox"/> RASTREMATO	<input type="checkbox"/> PVC	<input checked="" type="checkbox"/> FE	<input type="checkbox"/> FE
<input checked="" type="checkbox"/> CONICO	<input type="checkbox"/> LEGNO	<input type="checkbox"/> PVC	<input type="checkbox"/> INCASSO	
			<input type="checkbox"/> ESTERNA	
		<b>DIMENSIONI</b>		
		<input type="checkbox"/> H.	9 m	
		<input type="checkbox"/> L.		
		<input type="checkbox"/> AcZn		
		<input checked="" type="checkbox"/> VERN.	nero	
		<input type="checkbox"/>		
<b>IDENTIFICAZIONE</b>		<b>CONDIZIONI</b>		
COORD. GPS		SEDE STRADALE		
MARCA		<input checked="" type="checkbox"/> BANCHINA		
TIPO		<input type="checkbox"/> MARCIAPIEDE		
QUADRO		<input type="checkbox"/> ALTRO		
Note: 2x		Note:		
<b>CARATT.ELETTRICHE</b>		<b>POSIZIONE</b>		
<input type="checkbox"/> IP	<input type="checkbox"/> CLASSE 1	<input type="checkbox"/> LINEA		
<input type="checkbox"/> CUT OFF	<input type="checkbox"/>	<input type="checkbox"/> SEZ.		
<input checked="" type="checkbox"/> SEMI CUT OFF	<input type="checkbox"/>	<input checked="" type="checkbox"/> PE		
<input type="checkbox"/>	<input type="checkbox"/>			
		<b>SOSTEGNO</b>		
		<input type="checkbox"/> - <input checked="" type="checkbox"/>		
		<input type="checkbox"/> x		
		<b>DIFFUSORE</b>		
		<input type="checkbox"/> - <input checked="" type="checkbox"/>		
		<input type="checkbox"/> x		
		<b>GENERALE</b>		
		<input type="checkbox"/> - <input checked="" type="checkbox"/>		
		<input type="checkbox"/> x		

<b>00</b>	PIANO REGOLATORE DELL'ILLUMINAZIONE COMUNALE – PRIC – DEL COMUNE DI SCURELLE (TN)	<i>censimento</i>	
<b>SEZ</b>		Pag. 53 di 143	25_09_rel.doc

COD.	150	VIA Poltacchini																																																																	
	<b>CARATT.MECCANICHE</b>	<b>POSA</b>	<b>DIMENSIONI</b>																																																																
	<table border="1"> <tr><td><input type="checkbox"/></td><td>PALO INC.</td><td></td><td>CLS</td></tr> <tr><td></td><td>CILINDRICO</td><td><input checked="" type="checkbox"/></td><td>FE</td></tr> <tr><td></td><td>RASTREMATO</td><td></td><td>PVC</td></tr> <tr><td><input checked="" type="checkbox"/></td><td>CONICO</td><td></td><td>LEGNO</td></tr> </table>	<input type="checkbox"/>	PALO INC.		CLS		CILINDRICO	<input checked="" type="checkbox"/>	FE		RASTREMATO		PVC	<input checked="" type="checkbox"/>	CONICO		LEGNO	<table border="1"> <tr><td><input checked="" type="checkbox"/></td><td>POZZ.</td><td></td><td>SCATOLA</td></tr> <tr><td></td><td>CLS</td><td></td><td>PVC</td></tr> <tr><td><input checked="" type="checkbox"/></td><td>FE</td><td></td><td>FE</td></tr> <tr><td></td><td>PVC</td><td></td><td>INCASSO</td></tr> <tr><td></td><td></td><td></td><td>ESTERNA</td></tr> </table>	<input checked="" type="checkbox"/>	POZZ.		SCATOLA		CLS		PVC	<input checked="" type="checkbox"/>	FE		FE		PVC		INCASSO				ESTERNA	<table border="1"> <tr><td></td><td>H.</td><td>9 m</td></tr> <tr><td></td><td>L.</td><td></td></tr> <tr><td></td><td>AcZn</td><td></td></tr> <tr><td><input checked="" type="checkbox"/></td><td>VERN.</td><td>nero</td></tr> </table>		H.	9 m		L.			AcZn		<input checked="" type="checkbox"/>	VERN.	nero																
<input type="checkbox"/>	PALO INC.		CLS																																																																
	CILINDRICO	<input checked="" type="checkbox"/>	FE																																																																
	RASTREMATO		PVC																																																																
<input checked="" type="checkbox"/>	CONICO		LEGNO																																																																
<input checked="" type="checkbox"/>	POZZ.		SCATOLA																																																																
	CLS		PVC																																																																
<input checked="" type="checkbox"/>	FE		FE																																																																
	PVC		INCASSO																																																																
			ESTERNA																																																																
	H.	9 m																																																																	
	L.																																																																		
	AcZn																																																																		
<input checked="" type="checkbox"/>	VERN.	nero																																																																	
<b>IDENTIFICAZIONE</b>	<b>CARATT.ELETTRICHE</b>	<b>POSIZIONE</b>	<b>CONDIZIONI</b>																																																																
<table border="1"> <tr><td colspan="2">COORD. GPS</td></tr> <tr><td>MARCA</td><td></td></tr> <tr><td>TIPO</td><td></td></tr> <tr><td>QUADRO</td><td></td></tr> </table> <p>Note: testapalo</p>	COORD. GPS		MARCA		TIPO		QUADRO		<table border="1"> <tr><td><input type="checkbox"/></td><td>IP</td><td></td></tr> <tr><td></td><td>CLASSE</td><td>1</td></tr> <tr><td></td><td>CUT OFF</td><td></td></tr> <tr><td><input checked="" type="checkbox"/></td><td>SEMI CUT OFF</td><td></td></tr> <tr><td></td><td>LINEA</td><td></td></tr> <tr><td></td><td>SEZ.</td><td></td></tr> <tr><td><input checked="" type="checkbox"/></td><td>PE</td><td></td></tr> </table>	<input type="checkbox"/>	IP			CLASSE	1		CUT OFF		<input checked="" type="checkbox"/>	SEMI CUT OFF			LINEA			SEZ.		<input checked="" type="checkbox"/>	PE		<table border="1"> <tr><td><input checked="" type="checkbox"/></td><td>SEDE STRADALE</td></tr> <tr><td></td><td>BANCHINA</td></tr> <tr><td></td><td>MARCIAPIEDE</td></tr> <tr><td></td><td>ALTRO</td></tr> </table> <p>Note:</p>	<input checked="" type="checkbox"/>	SEDE STRADALE		BANCHINA		MARCIAPIEDE		ALTRO	<table border="1"> <tr><td colspan="3">SOSTEGNO</td></tr> <tr><td><input type="checkbox"/></td><td>-</td><td><input type="checkbox"/></td></tr> <tr><td></td><td></td><td><input checked="" type="checkbox"/></td></tr> <tr><td colspan="3">DIFFUSORE</td></tr> <tr><td><input type="checkbox"/></td><td>-</td><td><input type="checkbox"/></td></tr> <tr><td></td><td></td><td><input checked="" type="checkbox"/></td></tr> <tr><td colspan="3">GENERALE</td></tr> <tr><td><input type="checkbox"/></td><td>-</td><td><input type="checkbox"/></td></tr> <tr><td></td><td></td><td><input checked="" type="checkbox"/></td></tr> </table>	SOSTEGNO			<input type="checkbox"/>	-	<input type="checkbox"/>			<input checked="" type="checkbox"/>	DIFFUSORE			<input type="checkbox"/>	-	<input type="checkbox"/>			<input checked="" type="checkbox"/>	GENERALE			<input type="checkbox"/>	-	<input type="checkbox"/>			<input checked="" type="checkbox"/>
COORD. GPS																																																																			
MARCA																																																																			
TIPO																																																																			
QUADRO																																																																			
<input type="checkbox"/>	IP																																																																		
	CLASSE	1																																																																	
	CUT OFF																																																																		
<input checked="" type="checkbox"/>	SEMI CUT OFF																																																																		
	LINEA																																																																		
	SEZ.																																																																		
<input checked="" type="checkbox"/>	PE																																																																		
<input checked="" type="checkbox"/>	SEDE STRADALE																																																																		
	BANCHINA																																																																		
	MARCIAPIEDE																																																																		
	ALTRO																																																																		
SOSTEGNO																																																																			
<input type="checkbox"/>	-	<input type="checkbox"/>																																																																	
		<input checked="" type="checkbox"/>																																																																	
DIFFUSORE																																																																			
<input type="checkbox"/>	-	<input type="checkbox"/>																																																																	
		<input checked="" type="checkbox"/>																																																																	
GENERALE																																																																			
<input type="checkbox"/>	-	<input type="checkbox"/>																																																																	
		<input checked="" type="checkbox"/>																																																																	
COD.	151	VIA Poltacchini																																																																	
	<b>CARATT.MECCANICHE</b>	<b>POSA</b>	<b>DIMENSIONI</b>																																																																
	<table border="1"> <tr><td><input type="checkbox"/></td><td>PALO INC.</td><td></td><td>CLS</td></tr> <tr><td></td><td>CILINDRICO</td><td><input checked="" type="checkbox"/></td><td>FE</td></tr> <tr><td></td><td>RASTREMATO</td><td></td><td>PVC</td></tr> <tr><td><input checked="" type="checkbox"/></td><td>CONICO</td><td></td><td>LEGNO</td></tr> </table>	<input type="checkbox"/>	PALO INC.		CLS		CILINDRICO	<input checked="" type="checkbox"/>	FE		RASTREMATO		PVC	<input checked="" type="checkbox"/>	CONICO		LEGNO	<table border="1"> <tr><td><input checked="" type="checkbox"/></td><td>POZZ.</td><td></td><td>SCATOLA</td></tr> <tr><td></td><td>CLS</td><td></td><td>PVC</td></tr> <tr><td><input checked="" type="checkbox"/></td><td>FE</td><td></td><td>FE</td></tr> <tr><td></td><td>PVC</td><td></td><td>INCASSO</td></tr> <tr><td></td><td></td><td></td><td>ESTERNA</td></tr> </table>	<input checked="" type="checkbox"/>	POZZ.		SCATOLA		CLS		PVC	<input checked="" type="checkbox"/>	FE		FE		PVC		INCASSO				ESTERNA	<table border="1"> <tr><td></td><td>H.</td><td>9 m</td></tr> <tr><td></td><td>L.</td><td></td></tr> <tr><td></td><td>AcZn</td><td></td></tr> <tr><td><input checked="" type="checkbox"/></td><td>VERN.</td><td>nero</td></tr> </table>		H.	9 m		L.			AcZn		<input checked="" type="checkbox"/>	VERN.	nero																
<input type="checkbox"/>	PALO INC.		CLS																																																																
	CILINDRICO	<input checked="" type="checkbox"/>	FE																																																																
	RASTREMATO		PVC																																																																
<input checked="" type="checkbox"/>	CONICO		LEGNO																																																																
<input checked="" type="checkbox"/>	POZZ.		SCATOLA																																																																
	CLS		PVC																																																																
<input checked="" type="checkbox"/>	FE		FE																																																																
	PVC		INCASSO																																																																
			ESTERNA																																																																
	H.	9 m																																																																	
	L.																																																																		
	AcZn																																																																		
<input checked="" type="checkbox"/>	VERN.	nero																																																																	
<b>IDENTIFICAZIONE</b>	<b>CARATT.ELETTRICHE</b>	<b>POSIZIONE</b>	<b>CONDIZIONI</b>																																																																
<table border="1"> <tr><td colspan="2">COORD. GPS</td></tr> <tr><td>MARCA</td><td></td></tr> <tr><td>TIPO</td><td></td></tr> <tr><td>QUADRO</td><td></td></tr> </table> <p>Note: testapalo</p>	COORD. GPS		MARCA		TIPO		QUADRO		<table border="1"> <tr><td><input type="checkbox"/></td><td>IP</td><td></td></tr> <tr><td></td><td>CLASSE</td><td>1</td></tr> <tr><td></td><td>CUT OFF</td><td></td></tr> <tr><td><input checked="" type="checkbox"/></td><td>SEMI CUT OFF</td><td></td></tr> <tr><td></td><td>LINEA</td><td></td></tr> <tr><td></td><td>SEZ.</td><td></td></tr> <tr><td><input checked="" type="checkbox"/></td><td>PE</td><td></td></tr> </table>	<input type="checkbox"/>	IP			CLASSE	1		CUT OFF		<input checked="" type="checkbox"/>	SEMI CUT OFF			LINEA			SEZ.		<input checked="" type="checkbox"/>	PE		<table border="1"> <tr><td><input checked="" type="checkbox"/></td><td>SEDE STRADALE</td></tr> <tr><td></td><td>BANCHINA</td></tr> <tr><td></td><td>MARCIAPIEDE</td></tr> <tr><td></td><td>ALTRO</td></tr> </table> <p>Note:</p>	<input checked="" type="checkbox"/>	SEDE STRADALE		BANCHINA		MARCIAPIEDE		ALTRO	<table border="1"> <tr><td colspan="3">SOSTEGNO</td></tr> <tr><td><input type="checkbox"/></td><td>-</td><td><input type="checkbox"/></td></tr> <tr><td></td><td></td><td><input checked="" type="checkbox"/></td></tr> <tr><td colspan="3">DIFFUSORE</td></tr> <tr><td><input type="checkbox"/></td><td>-</td><td><input type="checkbox"/></td></tr> <tr><td></td><td></td><td><input checked="" type="checkbox"/></td></tr> <tr><td colspan="3">GENERALE</td></tr> <tr><td><input type="checkbox"/></td><td>-</td><td><input type="checkbox"/></td></tr> <tr><td></td><td></td><td><input checked="" type="checkbox"/></td></tr> </table>	SOSTEGNO			<input type="checkbox"/>	-	<input type="checkbox"/>			<input checked="" type="checkbox"/>	DIFFUSORE			<input type="checkbox"/>	-	<input type="checkbox"/>			<input checked="" type="checkbox"/>	GENERALE			<input type="checkbox"/>	-	<input type="checkbox"/>			<input checked="" type="checkbox"/>
COORD. GPS																																																																			
MARCA																																																																			
TIPO																																																																			
QUADRO																																																																			
<input type="checkbox"/>	IP																																																																		
	CLASSE	1																																																																	
	CUT OFF																																																																		
<input checked="" type="checkbox"/>	SEMI CUT OFF																																																																		
	LINEA																																																																		
	SEZ.																																																																		
<input checked="" type="checkbox"/>	PE																																																																		
<input checked="" type="checkbox"/>	SEDE STRADALE																																																																		
	BANCHINA																																																																		
	MARCIAPIEDE																																																																		
	ALTRO																																																																		
SOSTEGNO																																																																			
<input type="checkbox"/>	-	<input type="checkbox"/>																																																																	
		<input checked="" type="checkbox"/>																																																																	
DIFFUSORE																																																																			
<input type="checkbox"/>	-	<input type="checkbox"/>																																																																	
		<input checked="" type="checkbox"/>																																																																	
GENERALE																																																																			
<input type="checkbox"/>	-	<input type="checkbox"/>																																																																	
		<input checked="" type="checkbox"/>																																																																	
COD.	152	VIA Poltacchini																																																																	
	<b>CARATT.MECCANICHE</b>	<b>POSA</b>	<b>DIMENSIONI</b>																																																																
	<table border="1"> <tr><td><input type="checkbox"/></td><td>PALO INC.</td><td></td><td>CLS</td></tr> <tr><td></td><td>CILINDRICO</td><td><input checked="" type="checkbox"/></td><td>FE</td></tr> <tr><td></td><td>RASTREMATO</td><td></td><td>PVC</td></tr> <tr><td><input checked="" type="checkbox"/></td><td>CONICO</td><td></td><td>LEGNO</td></tr> </table>	<input type="checkbox"/>	PALO INC.		CLS		CILINDRICO	<input checked="" type="checkbox"/>	FE		RASTREMATO		PVC	<input checked="" type="checkbox"/>	CONICO		LEGNO	<table border="1"> <tr><td><input checked="" type="checkbox"/></td><td>POZZ.</td><td></td><td>SCATOLA</td></tr> <tr><td></td><td>CLS</td><td></td><td>PVC</td></tr> <tr><td><input checked="" type="checkbox"/></td><td>FE</td><td></td><td>FE</td></tr> <tr><td></td><td>PVC</td><td></td><td>INCASSO</td></tr> <tr><td></td><td></td><td></td><td>ESTERNA</td></tr> </table>	<input checked="" type="checkbox"/>	POZZ.		SCATOLA		CLS		PVC	<input checked="" type="checkbox"/>	FE		FE		PVC		INCASSO				ESTERNA	<table border="1"> <tr><td></td><td>H.</td><td>9 m</td></tr> <tr><td></td><td>L.</td><td></td></tr> <tr><td></td><td>AcZn</td><td></td></tr> <tr><td><input checked="" type="checkbox"/></td><td>VERN.</td><td>nero</td></tr> </table>		H.	9 m		L.			AcZn		<input checked="" type="checkbox"/>	VERN.	nero																
<input type="checkbox"/>	PALO INC.		CLS																																																																
	CILINDRICO	<input checked="" type="checkbox"/>	FE																																																																
	RASTREMATO		PVC																																																																
<input checked="" type="checkbox"/>	CONICO		LEGNO																																																																
<input checked="" type="checkbox"/>	POZZ.		SCATOLA																																																																
	CLS		PVC																																																																
<input checked="" type="checkbox"/>	FE		FE																																																																
	PVC		INCASSO																																																																
			ESTERNA																																																																
	H.	9 m																																																																	
	L.																																																																		
	AcZn																																																																		
<input checked="" type="checkbox"/>	VERN.	nero																																																																	
<b>IDENTIFICAZIONE</b>	<b>CARATT.ELETTRICHE</b>	<b>POSIZIONE</b>	<b>CONDIZIONI</b>																																																																
<table border="1"> <tr><td colspan="2">COORD. GPS</td></tr> <tr><td>MARCA</td><td></td></tr> <tr><td>TIPO</td><td></td></tr> <tr><td>QUADRO</td><td></td></tr> </table> <p>Note: testapalo</p>	COORD. GPS		MARCA		TIPO		QUADRO		<table border="1"> <tr><td><input type="checkbox"/></td><td>IP</td><td></td></tr> <tr><td></td><td>CLASSE</td><td>1</td></tr> <tr><td></td><td>CUT OFF</td><td></td></tr> <tr><td><input checked="" type="checkbox"/></td><td>SEMI CUT OFF</td><td></td></tr> <tr><td></td><td>LINEA</td><td></td></tr> <tr><td></td><td>SEZ.</td><td></td></tr> <tr><td><input checked="" type="checkbox"/></td><td>PE</td><td></td></tr> </table>	<input type="checkbox"/>	IP			CLASSE	1		CUT OFF		<input checked="" type="checkbox"/>	SEMI CUT OFF			LINEA			SEZ.		<input checked="" type="checkbox"/>	PE		<table border="1"> <tr><td><input checked="" type="checkbox"/></td><td>SEDE STRADALE</td></tr> <tr><td></td><td>BANCHINA</td></tr> <tr><td></td><td>MARCIAPIEDE</td></tr> <tr><td></td><td>ALTRO</td></tr> </table> <p>Note:</p>	<input checked="" type="checkbox"/>	SEDE STRADALE		BANCHINA		MARCIAPIEDE		ALTRO	<table border="1"> <tr><td colspan="3">SOSTEGNO</td></tr> <tr><td><input type="checkbox"/></td><td>-</td><td><input type="checkbox"/></td></tr> <tr><td></td><td></td><td><input checked="" type="checkbox"/></td></tr> <tr><td colspan="3">DIFFUSORE</td></tr> <tr><td><input type="checkbox"/></td><td>-</td><td><input type="checkbox"/></td></tr> <tr><td></td><td></td><td><input checked="" type="checkbox"/></td></tr> <tr><td colspan="3">GENERALE</td></tr> <tr><td><input type="checkbox"/></td><td>-</td><td><input type="checkbox"/></td></tr> <tr><td></td><td></td><td><input checked="" type="checkbox"/></td></tr> </table>	SOSTEGNO			<input type="checkbox"/>	-	<input type="checkbox"/>			<input checked="" type="checkbox"/>	DIFFUSORE			<input type="checkbox"/>	-	<input type="checkbox"/>			<input checked="" type="checkbox"/>	GENERALE			<input type="checkbox"/>	-	<input type="checkbox"/>			<input checked="" type="checkbox"/>
COORD. GPS																																																																			
MARCA																																																																			
TIPO																																																																			
QUADRO																																																																			
<input type="checkbox"/>	IP																																																																		
	CLASSE	1																																																																	
	CUT OFF																																																																		
<input checked="" type="checkbox"/>	SEMI CUT OFF																																																																		
	LINEA																																																																		
	SEZ.																																																																		
<input checked="" type="checkbox"/>	PE																																																																		
<input checked="" type="checkbox"/>	SEDE STRADALE																																																																		
	BANCHINA																																																																		
	MARCIAPIEDE																																																																		
	ALTRO																																																																		
SOSTEGNO																																																																			
<input type="checkbox"/>	-	<input type="checkbox"/>																																																																	
		<input checked="" type="checkbox"/>																																																																	
DIFFUSORE																																																																			
<input type="checkbox"/>	-	<input type="checkbox"/>																																																																	
		<input checked="" type="checkbox"/>																																																																	
GENERALE																																																																			
<input type="checkbox"/>	-	<input type="checkbox"/>																																																																	
		<input checked="" type="checkbox"/>																																																																	

<b>00</b>	PIANO REGOLATORE DELL'ILLUMINAZIONE COMUNALE – PRIC – DEL COMUNE DI SCURELLE (TN)	<i>censimento</i>	
		Pag. 54 di 143	25_09_rel.doc

COD.	153	VIA Poltacchini																																																																												
	<b>CARATT.MECCANICHE</b>	<b>POSA</b>	<b>DIMENSIONI</b>																																																																											
	<table border="1"> <tr><td><input type="checkbox"/></td><td>PALO INC.</td><td></td><td>CLS</td></tr> <tr><td><input type="checkbox"/></td><td>CILINDRICO</td><td>x</td><td>FE</td></tr> <tr><td><input type="checkbox"/></td><td>RASTREMATO</td><td></td><td>PVC</td></tr> <tr><td>x</td><td>CONICO</td><td></td><td>LEGNO</td></tr> </table>	<input type="checkbox"/>	PALO INC.		CLS	<input type="checkbox"/>	CILINDRICO	x	FE	<input type="checkbox"/>	RASTREMATO		PVC	x	CONICO		LEGNO	<table border="1"> <tr><td>x</td><td>POZZ.</td><td></td><td>SCATOLA</td></tr> <tr><td></td><td>CLS</td><td></td><td>PVC</td></tr> <tr><td>x</td><td>FE</td><td></td><td>FE</td></tr> <tr><td></td><td>PVC</td><td></td><td>INCASSO</td></tr> <tr><td></td><td></td><td></td><td>ESTERNA</td></tr> </table>	x	POZZ.		SCATOLA		CLS		PVC	x	FE		FE		PVC		INCASSO				ESTERNA	<table border="1"> <tr><td></td><td>H.</td><td>9 m</td></tr> <tr><td></td><td>L.</td><td></td></tr> <tr><td></td><td>AcZn</td><td></td></tr> <tr><td>x</td><td>VERN.</td><td>nero</td></tr> </table>		H.	9 m		L.			AcZn		x	VERN.	nero																											
<input type="checkbox"/>	PALO INC.		CLS																																																																											
<input type="checkbox"/>	CILINDRICO	x	FE																																																																											
<input type="checkbox"/>	RASTREMATO		PVC																																																																											
x	CONICO		LEGNO																																																																											
x	POZZ.		SCATOLA																																																																											
	CLS		PVC																																																																											
x	FE		FE																																																																											
	PVC		INCASSO																																																																											
			ESTERNA																																																																											
	H.	9 m																																																																												
	L.																																																																													
	AcZn																																																																													
x	VERN.	nero																																																																												
<b>IDENTIFICAZIONE</b>	<b>CARATT.ELETTRICHE</b>	<b>POSIZIONE</b>	<b>CONDIZIONI</b>																																																																											
<table border="1"> <tr><td colspan="2">COORD. GPS</td></tr> <tr><td>MARCA</td><td></td></tr> <tr><td>TIPO</td><td></td></tr> <tr><td>QUADRO</td><td></td></tr> </table> <p>Note: testapalo</p>	COORD. GPS		MARCA		TIPO		QUADRO		<table border="1"> <tr><td><input type="checkbox"/></td><td>IP</td><td></td><td></td></tr> <tr><td></td><td>CLASSE</td><td>1</td><td></td></tr> <tr><td></td><td>CUT OFF</td><td></td><td></td></tr> <tr><td>x</td><td>SEMI CUT OFF</td><td></td><td></td></tr> <tr><td></td><td>LINEA</td><td></td><td></td></tr> <tr><td></td><td>SEZ.</td><td></td><td></td></tr> <tr><td>x</td><td>PE</td><td></td><td></td></tr> </table>	<input type="checkbox"/>	IP				CLASSE	1			CUT OFF			x	SEMI CUT OFF				LINEA				SEZ.			x	PE			<table border="1"> <tr><td>x</td><td colspan="2">SEDE STRADALE</td></tr> <tr><td></td><td colspan="2">BANCHINA</td></tr> <tr><td></td><td colspan="2">MARCIAPIEDE</td></tr> <tr><td></td><td colspan="2">ALTRO</td></tr> </table> <p>Note:</p>	x	SEDE STRADALE			BANCHINA			MARCIAPIEDE			ALTRO		<table border="1"> <tr><td colspan="3">SOSTEGNO</td></tr> <tr><td>?</td><td>-</td><td>?</td></tr> <tr><td></td><td></td><td>x</td></tr> <tr><td colspan="3">DIFFUSORE</td></tr> <tr><td>?</td><td>-</td><td>?</td></tr> <tr><td></td><td></td><td>x</td></tr> <tr><td colspan="3">GENERALE</td></tr> <tr><td>?</td><td>-</td><td>?</td></tr> <tr><td></td><td></td><td>x</td></tr> </table>	SOSTEGNO			?	-	?			x	DIFFUSORE			?	-	?			x	GENERALE			?	-	?			x
COORD. GPS																																																																														
MARCA																																																																														
TIPO																																																																														
QUADRO																																																																														
<input type="checkbox"/>	IP																																																																													
	CLASSE	1																																																																												
	CUT OFF																																																																													
x	SEMI CUT OFF																																																																													
	LINEA																																																																													
	SEZ.																																																																													
x	PE																																																																													
x	SEDE STRADALE																																																																													
	BANCHINA																																																																													
	MARCIAPIEDE																																																																													
	ALTRO																																																																													
SOSTEGNO																																																																														
?	-	?																																																																												
		x																																																																												
DIFFUSORE																																																																														
?	-	?																																																																												
		x																																																																												
GENERALE																																																																														
?	-	?																																																																												
		x																																																																												
COD.	154	VIA Poltacchini																																																																												
	<b>CARATT.MECCANICHE</b>	<b>POSA</b>	<b>DIMENSIONI</b>																																																																											
	<table border="1"> <tr><td><input type="checkbox"/></td><td>PALO</td><td></td><td>CLS</td></tr> <tr><td><input type="checkbox"/></td><td>CILINDRICO</td><td>x</td><td>FE</td></tr> <tr><td><input type="checkbox"/></td><td>RASTREMATO</td><td></td><td>PVC</td></tr> <tr><td>x</td><td>CONICO</td><td></td><td>LEGNO</td></tr> </table>	<input type="checkbox"/>	PALO		CLS	<input type="checkbox"/>	CILINDRICO	x	FE	<input type="checkbox"/>	RASTREMATO		PVC	x	CONICO		LEGNO	<table border="1"> <tr><td>x</td><td>POZZ.</td><td></td><td>SCATOLA</td></tr> <tr><td></td><td>CLS</td><td></td><td>PVC</td></tr> <tr><td>x</td><td>FE</td><td></td><td>FE</td></tr> <tr><td></td><td>PVC</td><td></td><td>INCASSO</td></tr> <tr><td></td><td></td><td></td><td>ESTERNA</td></tr> </table>	x	POZZ.		SCATOLA		CLS		PVC	x	FE		FE		PVC		INCASSO				ESTERNA	<table border="1"> <tr><td></td><td>H.</td><td>9 m</td></tr> <tr><td></td><td>L.</td><td></td></tr> <tr><td></td><td>AcZn</td><td></td></tr> <tr><td>x</td><td>VERN.</td><td>nero</td></tr> </table>		H.	9 m		L.			AcZn		x	VERN.	nero																											
<input type="checkbox"/>	PALO		CLS																																																																											
<input type="checkbox"/>	CILINDRICO	x	FE																																																																											
<input type="checkbox"/>	RASTREMATO		PVC																																																																											
x	CONICO		LEGNO																																																																											
x	POZZ.		SCATOLA																																																																											
	CLS		PVC																																																																											
x	FE		FE																																																																											
	PVC		INCASSO																																																																											
			ESTERNA																																																																											
	H.	9 m																																																																												
	L.																																																																													
	AcZn																																																																													
x	VERN.	nero																																																																												
<b>IDENTIFICAZIONE</b>	<b>CARATT.ELETTRICHE</b>	<b>POSIZIONE</b>	<b>CONDIZIONI</b>																																																																											
<table border="1"> <tr><td colspan="2">COORD. GPS</td></tr> <tr><td>MARCA</td><td></td></tr> <tr><td>TIPO</td><td></td></tr> <tr><td>QUADRO</td><td></td></tr> </table> <p>Note: testapalo</p>	COORD. GPS		MARCA		TIPO		QUADRO		<table border="1"> <tr><td><input type="checkbox"/></td><td>IP</td><td></td><td></td></tr> <tr><td></td><td>CLASSE</td><td>1</td><td></td></tr> <tr><td></td><td>CUT OFF</td><td></td><td></td></tr> <tr><td>x</td><td>SEMI CUT OFF</td><td></td><td></td></tr> <tr><td></td><td>LINEA</td><td></td><td></td></tr> <tr><td></td><td>SEZ.</td><td></td><td></td></tr> <tr><td>x</td><td>PE</td><td></td><td></td></tr> </table>	<input type="checkbox"/>	IP				CLASSE	1			CUT OFF			x	SEMI CUT OFF				LINEA				SEZ.			x	PE			<table border="1"> <tr><td>x</td><td colspan="2">SEDE STRADALE</td></tr> <tr><td></td><td colspan="2">BANCHINA</td></tr> <tr><td></td><td colspan="2">MARCIAPIEDE</td></tr> <tr><td></td><td colspan="2">ALTRO</td></tr> </table> <p>Note:</p>	x	SEDE STRADALE			BANCHINA			MARCIAPIEDE			ALTRO		<table border="1"> <tr><td colspan="3">SOSTEGNO</td></tr> <tr><td>?</td><td>-</td><td>?</td></tr> <tr><td></td><td></td><td>x</td></tr> <tr><td colspan="3">DIFFUSORE</td></tr> <tr><td>?</td><td>-</td><td>?</td></tr> <tr><td></td><td></td><td>x</td></tr> <tr><td colspan="3">GENERALE</td></tr> <tr><td>?</td><td>-</td><td>?</td></tr> <tr><td></td><td></td><td>x</td></tr> </table>	SOSTEGNO			?	-	?			x	DIFFUSORE			?	-	?			x	GENERALE			?	-	?			x
COORD. GPS																																																																														
MARCA																																																																														
TIPO																																																																														
QUADRO																																																																														
<input type="checkbox"/>	IP																																																																													
	CLASSE	1																																																																												
	CUT OFF																																																																													
x	SEMI CUT OFF																																																																													
	LINEA																																																																													
	SEZ.																																																																													
x	PE																																																																													
x	SEDE STRADALE																																																																													
	BANCHINA																																																																													
	MARCIAPIEDE																																																																													
	ALTRO																																																																													
SOSTEGNO																																																																														
?	-	?																																																																												
		x																																																																												
DIFFUSORE																																																																														
?	-	?																																																																												
		x																																																																												
GENERALE																																																																														
?	-	?																																																																												
		x																																																																												
COD.	155	VIA Poltacchini																																																																												
	<b>CARATT.MECCANICHE</b>	<b>POSA</b>	<b>DIMENSIONI</b>																																																																											
	<table border="1"> <tr><td><input type="checkbox"/></td><td>PALO</td><td></td><td>CLS</td></tr> <tr><td><input type="checkbox"/></td><td>CILINDRICO</td><td>x</td><td>FE</td></tr> <tr><td><input type="checkbox"/></td><td>RASTREMATO</td><td></td><td>PVC</td></tr> <tr><td>x</td><td>CONICO</td><td></td><td>LEGNO</td></tr> </table>	<input type="checkbox"/>	PALO		CLS	<input type="checkbox"/>	CILINDRICO	x	FE	<input type="checkbox"/>	RASTREMATO		PVC	x	CONICO		LEGNO	<table border="1"> <tr><td>x</td><td>POZZ.</td><td></td><td>SCATOLA</td></tr> <tr><td></td><td>CLS</td><td></td><td>PVC</td></tr> <tr><td>x</td><td>FE</td><td></td><td>FE</td></tr> <tr><td></td><td>PVC</td><td></td><td>INCASSO</td></tr> <tr><td></td><td></td><td></td><td>ESTERNA</td></tr> </table>	x	POZZ.		SCATOLA		CLS		PVC	x	FE		FE		PVC		INCASSO				ESTERNA	<table border="1"> <tr><td></td><td>H.</td><td>9 m</td></tr> <tr><td></td><td>L.</td><td></td></tr> <tr><td></td><td>AcZn</td><td></td></tr> <tr><td>x</td><td>VERN.</td><td>nero</td></tr> </table>		H.	9 m		L.			AcZn		x	VERN.	nero																											
<input type="checkbox"/>	PALO		CLS																																																																											
<input type="checkbox"/>	CILINDRICO	x	FE																																																																											
<input type="checkbox"/>	RASTREMATO		PVC																																																																											
x	CONICO		LEGNO																																																																											
x	POZZ.		SCATOLA																																																																											
	CLS		PVC																																																																											
x	FE		FE																																																																											
	PVC		INCASSO																																																																											
			ESTERNA																																																																											
	H.	9 m																																																																												
	L.																																																																													
	AcZn																																																																													
x	VERN.	nero																																																																												
<b>IDENTIFICAZIONE</b>	<b>CARATT.ELETTRICHE</b>	<b>POSIZIONE</b>	<b>CONDIZIONI</b>																																																																											
<table border="1"> <tr><td colspan="2">COORD. GPS</td></tr> <tr><td>MARCA</td><td></td></tr> <tr><td>TIPO</td><td></td></tr> <tr><td>QUADRO</td><td></td></tr> </table> <p>Note: testapalo Coperchio morsettiera mancante</p>	COORD. GPS		MARCA		TIPO		QUADRO		<table border="1"> <tr><td><input type="checkbox"/></td><td>IP</td><td></td><td></td></tr> <tr><td></td><td>CLASSE</td><td>1</td><td></td></tr> <tr><td></td><td>CUT OFF</td><td></td><td></td></tr> <tr><td>x</td><td>SEMI CUT OFF</td><td></td><td></td></tr> <tr><td></td><td>LINEA</td><td></td><td></td></tr> <tr><td></td><td>SEZ.</td><td></td><td></td></tr> <tr><td>x</td><td>PE</td><td></td><td></td></tr> </table>	<input type="checkbox"/>	IP				CLASSE	1			CUT OFF			x	SEMI CUT OFF				LINEA				SEZ.			x	PE			<table border="1"> <tr><td>x</td><td colspan="2">SEDE STRADALE</td></tr> <tr><td></td><td colspan="2">BANCHINA</td></tr> <tr><td></td><td colspan="2">MARCIAPIEDE</td></tr> <tr><td></td><td colspan="2">ALTRO</td></tr> </table> <p>Note:</p>	x	SEDE STRADALE			BANCHINA			MARCIAPIEDE			ALTRO		<table border="1"> <tr><td colspan="3">SOSTEGNO</td></tr> <tr><td>?</td><td>-</td><td>?</td></tr> <tr><td></td><td></td><td>x</td></tr> <tr><td colspan="3">DIFFUSORE</td></tr> <tr><td>?</td><td>-</td><td>?</td></tr> <tr><td></td><td></td><td>x</td></tr> <tr><td colspan="3">GENERALE</td></tr> <tr><td>?</td><td>-</td><td>?</td></tr> <tr><td></td><td></td><td>x</td></tr> </table>	SOSTEGNO			?	-	?			x	DIFFUSORE			?	-	?			x	GENERALE			?	-	?			x
COORD. GPS																																																																														
MARCA																																																																														
TIPO																																																																														
QUADRO																																																																														
<input type="checkbox"/>	IP																																																																													
	CLASSE	1																																																																												
	CUT OFF																																																																													
x	SEMI CUT OFF																																																																													
	LINEA																																																																													
	SEZ.																																																																													
x	PE																																																																													
x	SEDE STRADALE																																																																													
	BANCHINA																																																																													
	MARCIAPIEDE																																																																													
	ALTRO																																																																													
SOSTEGNO																																																																														
?	-	?																																																																												
		x																																																																												
DIFFUSORE																																																																														
?	-	?																																																																												
		x																																																																												
GENERALE																																																																														
?	-	?																																																																												
		x																																																																												

<b>00</b>	PIANO REGOLATORE DELL'ILLUMINAZIONE COMUNALE – PRIC – DEL COMUNE DI SCURELLE (TN)	<i>censimento</i>	
<b>SEZ</b>		Pag. 55 di 143	25_09_rel.doc




COD.	156	VIA Poltacchini																																																																	
	<b>CARATT.MECCANICHE</b>	<b>POSA</b>	<b>DIMENSIONI</b>																																																																
	<table border="1"> <tr><td><input type="checkbox"/></td><td>PALO</td><td></td><td>CLS</td></tr> <tr><td><input type="checkbox"/></td><td>CILINDRICO</td><td>x</td><td>FE</td></tr> <tr><td><input type="checkbox"/></td><td>RASTREMATO</td><td></td><td>PVC</td></tr> <tr><td>x</td><td>CONICO</td><td></td><td>LEGNO</td></tr> </table>	<input type="checkbox"/>	PALO		CLS	<input type="checkbox"/>	CILINDRICO	x	FE	<input type="checkbox"/>	RASTREMATO		PVC	x	CONICO		LEGNO	<table border="1"> <tr><td>x</td><td>POZZ.</td><td></td><td>SCATOLA</td></tr> <tr><td></td><td>CLS</td><td></td><td>PVC</td></tr> <tr><td>x</td><td>FE</td><td></td><td>FE</td></tr> <tr><td></td><td>PVC</td><td></td><td>INCASSO</td></tr> <tr><td></td><td></td><td></td><td>ESTERNA</td></tr> </table>	x	POZZ.		SCATOLA		CLS		PVC	x	FE		FE		PVC		INCASSO				ESTERNA	<table border="1"> <tr><td></td><td>H.</td><td>9 m</td></tr> <tr><td></td><td>L.</td><td></td></tr> <tr><td></td><td>AcZn</td><td></td></tr> <tr><td>x</td><td>VERN.</td><td>nero</td></tr> </table>		H.	9 m		L.			AcZn		x	VERN.	nero																
<input type="checkbox"/>	PALO		CLS																																																																
<input type="checkbox"/>	CILINDRICO	x	FE																																																																
<input type="checkbox"/>	RASTREMATO		PVC																																																																
x	CONICO		LEGNO																																																																
x	POZZ.		SCATOLA																																																																
	CLS		PVC																																																																
x	FE		FE																																																																
	PVC		INCASSO																																																																
			ESTERNA																																																																
	H.	9 m																																																																	
	L.																																																																		
	AcZn																																																																		
x	VERN.	nero																																																																	
<b>IDENTIFICAZIONE</b>	<b>CARATT.ELETTRICHE</b>	<b>POSIZIONE</b>	<b>CONDIZIONI</b>																																																																
<table border="1"> <tr><td colspan="2">COORD. GPS</td></tr> <tr><td>MARCA</td><td></td></tr> <tr><td>TIPO</td><td></td></tr> <tr><td>QUADRO</td><td></td></tr> </table> <p>Note: testapalo</p>	COORD. GPS		MARCA		TIPO		QUADRO		<table border="1"> <tr><td><input type="checkbox"/></td><td>IP</td><td></td></tr> <tr><td></td><td>CLASSE</td><td>1</td></tr> <tr><td></td><td>CUT OFF</td><td></td></tr> <tr><td>x</td><td>SEMI CUT OFF</td><td></td></tr> <tr><td></td><td>LINEA</td><td></td></tr> <tr><td></td><td>SEZ.</td><td></td></tr> <tr><td>x</td><td>PE</td><td></td></tr> </table>	<input type="checkbox"/>	IP			CLASSE	1		CUT OFF		x	SEMI CUT OFF			LINEA			SEZ.		x	PE		<table border="1"> <tr><td>x</td><td>SEDE STRADALE</td></tr> <tr><td></td><td>BANCHINA</td></tr> <tr><td></td><td>MARCIAPIEDE</td></tr> <tr><td></td><td>ALTRO</td></tr> </table> <p>Note:</p>	x	SEDE STRADALE		BANCHINA		MARCIAPIEDE		ALTRO	<table border="1"> <tr><td colspan="3">SOSTEGNO</td></tr> <tr><td>?</td><td>-</td><td>↺</td></tr> <tr><td></td><td></td><td>x</td></tr> <tr><td colspan="3">DIFFUSORE</td></tr> <tr><td>?</td><td>-</td><td>↺</td></tr> <tr><td></td><td></td><td>x</td></tr> <tr><td colspan="3">GENERALE</td></tr> <tr><td>?</td><td>-</td><td>↺</td></tr> <tr><td></td><td></td><td>x</td></tr> </table>	SOSTEGNO			?	-	↺			x	DIFFUSORE			?	-	↺			x	GENERALE			?	-	↺			x
COORD. GPS																																																																			
MARCA																																																																			
TIPO																																																																			
QUADRO																																																																			
<input type="checkbox"/>	IP																																																																		
	CLASSE	1																																																																	
	CUT OFF																																																																		
x	SEMI CUT OFF																																																																		
	LINEA																																																																		
	SEZ.																																																																		
x	PE																																																																		
x	SEDE STRADALE																																																																		
	BANCHINA																																																																		
	MARCIAPIEDE																																																																		
	ALTRO																																																																		
SOSTEGNO																																																																			
?	-	↺																																																																	
		x																																																																	
DIFFUSORE																																																																			
?	-	↺																																																																	
		x																																																																	
GENERALE																																																																			
?	-	↺																																																																	
		x																																																																	
COD.	157	VIA Poltacchini																																																																	
	<b>CARATT.MECCANICHE</b>	<b>POSA</b>	<b>DIMENSIONI</b>																																																																
	<table border="1"> <tr><td><input type="checkbox"/></td><td>PALO</td><td></td><td>CLS</td></tr> <tr><td><input type="checkbox"/></td><td>CILINDRICO</td><td>x</td><td>FE</td></tr> <tr><td><input type="checkbox"/></td><td>RASTREMATO</td><td></td><td>PVC</td></tr> <tr><td>x</td><td>CONICO</td><td></td><td>LEGNO</td></tr> </table>	<input type="checkbox"/>	PALO		CLS	<input type="checkbox"/>	CILINDRICO	x	FE	<input type="checkbox"/>	RASTREMATO		PVC	x	CONICO		LEGNO	<table border="1"> <tr><td>x</td><td>POZZ.</td><td></td><td>SCATOLA</td></tr> <tr><td></td><td>CLS</td><td></td><td>PVC</td></tr> <tr><td>x</td><td>FE</td><td></td><td>FE</td></tr> <tr><td></td><td>PVC</td><td></td><td>INCASSO</td></tr> <tr><td></td><td></td><td></td><td>ESTERNA</td></tr> </table>	x	POZZ.		SCATOLA		CLS		PVC	x	FE		FE		PVC		INCASSO				ESTERNA	<table border="1"> <tr><td></td><td>H.</td><td>9 m</td></tr> <tr><td></td><td>L.</td><td></td></tr> <tr><td></td><td>AcZn</td><td></td></tr> <tr><td>x</td><td>VERN.</td><td>nero</td></tr> </table>		H.	9 m		L.			AcZn		x	VERN.	nero																
<input type="checkbox"/>	PALO		CLS																																																																
<input type="checkbox"/>	CILINDRICO	x	FE																																																																
<input type="checkbox"/>	RASTREMATO		PVC																																																																
x	CONICO		LEGNO																																																																
x	POZZ.		SCATOLA																																																																
	CLS		PVC																																																																
x	FE		FE																																																																
	PVC		INCASSO																																																																
			ESTERNA																																																																
	H.	9 m																																																																	
	L.																																																																		
	AcZn																																																																		
x	VERN.	nero																																																																	
<b>IDENTIFICAZIONE</b>	<b>CARATT.ELETTRICHE</b>	<b>POSIZIONE</b>	<b>CONDIZIONI</b>																																																																
<table border="1"> <tr><td colspan="2">COORD. GPS</td></tr> <tr><td>MARCA</td><td></td></tr> <tr><td>TIPO</td><td></td></tr> <tr><td>QUADRO</td><td></td></tr> </table> <p>Note: testapalo Situato interno prop. privata</p>	COORD. GPS		MARCA		TIPO		QUADRO		<table border="1"> <tr><td><input type="checkbox"/></td><td>IP</td><td></td></tr> <tr><td></td><td>CLASSE</td><td>1</td></tr> <tr><td></td><td>CUT OFF</td><td></td></tr> <tr><td>x</td><td>SEMI CUT OFF</td><td></td></tr> <tr><td></td><td>LINEA</td><td></td></tr> <tr><td></td><td>SEZ.</td><td></td></tr> <tr><td>x</td><td>PE</td><td></td></tr> </table>	<input type="checkbox"/>	IP			CLASSE	1		CUT OFF		x	SEMI CUT OFF			LINEA			SEZ.		x	PE		<table border="1"> <tr><td>x</td><td>SEDE STRADALE</td></tr> <tr><td></td><td>BANCHINA</td></tr> <tr><td></td><td>MARCIAPIEDE</td></tr> <tr><td></td><td>ALTRO</td></tr> </table> <p>Note:</p>	x	SEDE STRADALE		BANCHINA		MARCIAPIEDE		ALTRO	<table border="1"> <tr><td colspan="3">SOSTEGNO</td></tr> <tr><td>?</td><td>-</td><td>↺</td></tr> <tr><td></td><td></td><td>x</td></tr> <tr><td colspan="3">DIFFUSORE</td></tr> <tr><td>?</td><td>-</td><td>↺</td></tr> <tr><td></td><td></td><td>x</td></tr> <tr><td colspan="3">GENERALE</td></tr> <tr><td>?</td><td>-</td><td>↺</td></tr> <tr><td></td><td></td><td>x</td></tr> </table>	SOSTEGNO			?	-	↺			x	DIFFUSORE			?	-	↺			x	GENERALE			?	-	↺			x
COORD. GPS																																																																			
MARCA																																																																			
TIPO																																																																			
QUADRO																																																																			
<input type="checkbox"/>	IP																																																																		
	CLASSE	1																																																																	
	CUT OFF																																																																		
x	SEMI CUT OFF																																																																		
	LINEA																																																																		
	SEZ.																																																																		
x	PE																																																																		
x	SEDE STRADALE																																																																		
	BANCHINA																																																																		
	MARCIAPIEDE																																																																		
	ALTRO																																																																		
SOSTEGNO																																																																			
?	-	↺																																																																	
		x																																																																	
DIFFUSORE																																																																			
?	-	↺																																																																	
		x																																																																	
GENERALE																																																																			
?	-	↺																																																																	
		x																																																																	
COD.	158	VIA Poltacchini																																																																	
	<b>CARATT.MECCANICHE</b>	<b>POSA</b>	<b>DIMENSIONI</b>																																																																
	<table border="1"> <tr><td><input type="checkbox"/></td><td>PALO</td><td></td><td>CLS</td></tr> <tr><td><input type="checkbox"/></td><td>CILINDRICO</td><td>x</td><td>FE</td></tr> <tr><td><input type="checkbox"/></td><td>RASTREMATO</td><td></td><td>PVC</td></tr> <tr><td>x</td><td>CONICO</td><td></td><td>LEGNO</td></tr> </table>	<input type="checkbox"/>	PALO		CLS	<input type="checkbox"/>	CILINDRICO	x	FE	<input type="checkbox"/>	RASTREMATO		PVC	x	CONICO		LEGNO	<table border="1"> <tr><td>x</td><td>POZZ.</td><td></td><td>SCATOLA</td></tr> <tr><td></td><td>CLS</td><td></td><td>PVC</td></tr> <tr><td>x</td><td>FE</td><td></td><td>FE</td></tr> <tr><td></td><td>PVC</td><td></td><td>INCASSO</td></tr> <tr><td></td><td></td><td></td><td>ESTERNA</td></tr> </table>	x	POZZ.		SCATOLA		CLS		PVC	x	FE		FE		PVC		INCASSO				ESTERNA	<table border="1"> <tr><td></td><td>H.</td><td>9 m</td></tr> <tr><td></td><td>L.</td><td></td></tr> <tr><td></td><td>AcZn</td><td></td></tr> <tr><td>x</td><td>VERN.</td><td>nero</td></tr> </table>		H.	9 m		L.			AcZn		x	VERN.	nero																
<input type="checkbox"/>	PALO		CLS																																																																
<input type="checkbox"/>	CILINDRICO	x	FE																																																																
<input type="checkbox"/>	RASTREMATO		PVC																																																																
x	CONICO		LEGNO																																																																
x	POZZ.		SCATOLA																																																																
	CLS		PVC																																																																
x	FE		FE																																																																
	PVC		INCASSO																																																																
			ESTERNA																																																																
	H.	9 m																																																																	
	L.																																																																		
	AcZn																																																																		
x	VERN.	nero																																																																	
<b>IDENTIFICAZIONE</b>	<b>CARATT.ELETTRICHE</b>	<b>POSIZIONE</b>	<b>CONDIZIONI</b>																																																																
<table border="1"> <tr><td colspan="2">COORD. GPS</td></tr> <tr><td>MARCA</td><td></td></tr> <tr><td>TIPO</td><td></td></tr> <tr><td>QUADRO</td><td></td></tr> </table> <p>Note: testapalo</p>	COORD. GPS		MARCA		TIPO		QUADRO		<table border="1"> <tr><td><input type="checkbox"/></td><td>IP</td><td></td></tr> <tr><td></td><td>CLASSE</td><td>1</td></tr> <tr><td></td><td>CUT OFF</td><td></td></tr> <tr><td>x</td><td>SEMI CUT OFF</td><td></td></tr> <tr><td></td><td>LINEA</td><td></td></tr> <tr><td></td><td>SEZ.</td><td></td></tr> <tr><td>x</td><td>PE</td><td></td></tr> </table>	<input type="checkbox"/>	IP			CLASSE	1		CUT OFF		x	SEMI CUT OFF			LINEA			SEZ.		x	PE		<table border="1"> <tr><td>x</td><td>SEDE STRADALE</td></tr> <tr><td></td><td>BANCHINA</td></tr> <tr><td></td><td>MARCIAPIEDE</td></tr> <tr><td></td><td>ALTRO</td></tr> </table> <p>Note:</p>	x	SEDE STRADALE		BANCHINA		MARCIAPIEDE		ALTRO	<table border="1"> <tr><td colspan="3">SOSTEGNO</td></tr> <tr><td>?</td><td>-</td><td>↺</td></tr> <tr><td></td><td></td><td>x</td></tr> <tr><td colspan="3">DIFFUSORE</td></tr> <tr><td>?</td><td>-</td><td>↺</td></tr> <tr><td></td><td></td><td>x</td></tr> <tr><td colspan="3">GENERALE</td></tr> <tr><td>?</td><td>-</td><td>↺</td></tr> <tr><td></td><td></td><td>x</td></tr> </table>	SOSTEGNO			?	-	↺			x	DIFFUSORE			?	-	↺			x	GENERALE			?	-	↺			x
COORD. GPS																																																																			
MARCA																																																																			
TIPO																																																																			
QUADRO																																																																			
<input type="checkbox"/>	IP																																																																		
	CLASSE	1																																																																	
	CUT OFF																																																																		
x	SEMI CUT OFF																																																																		
	LINEA																																																																		
	SEZ.																																																																		
x	PE																																																																		
x	SEDE STRADALE																																																																		
	BANCHINA																																																																		
	MARCIAPIEDE																																																																		
	ALTRO																																																																		
SOSTEGNO																																																																			
?	-	↺																																																																	
		x																																																																	
DIFFUSORE																																																																			
?	-	↺																																																																	
		x																																																																	
GENERALE																																																																			
?	-	↺																																																																	
		x																																																																	

<b>00</b>	PIANO REGOLATORE DELL'ILLUMINAZIONE COMUNALE – PRIC – DEL COMUNE DI SCURELLE (TN)	<i>censimento</i>	
<b>SEZ</b>		Pag. 56 di 143	25_09_rel.doc




COD.	159	VIA Poltacchini																																																																	
	<b>CARATT.MECCANICHE</b>	<b>POSA</b>	<b>DIMENSIONI</b>																																																																
	<table border="1"> <tr><td><input type="checkbox"/></td><td>PALO</td><td></td><td>CLS</td></tr> <tr><td></td><td>CILINDRICO</td><td><input checked="" type="checkbox"/></td><td>FE</td></tr> <tr><td></td><td>RASTREMATO</td><td></td><td>PVC</td></tr> <tr><td></td><td>CONICO</td><td></td><td>LEGNO</td></tr> <tr><td><input checked="" type="checkbox"/></td><td>MENSOLA</td><td></td><td></td></tr> </table>	<input type="checkbox"/>	PALO		CLS		CILINDRICO	<input checked="" type="checkbox"/>	FE		RASTREMATO		PVC		CONICO		LEGNO	<input checked="" type="checkbox"/>	MENSOLA			<table border="1"> <tr><td><input checked="" type="checkbox"/></td><td>POZZ.</td><td><input checked="" type="checkbox"/></td><td>SCATOLA</td></tr> <tr><td></td><td>CLS</td><td><input checked="" type="checkbox"/></td><td>PVC</td></tr> <tr><td><input checked="" type="checkbox"/></td><td>FE</td><td></td><td>FE</td></tr> <tr><td></td><td>PVC</td><td><input checked="" type="checkbox"/></td><td>INCASSO</td></tr> <tr><td></td><td></td><td></td><td>ESTERNA</td></tr> </table>	<input checked="" type="checkbox"/>	POZZ.	<input checked="" type="checkbox"/>	SCATOLA		CLS	<input checked="" type="checkbox"/>	PVC	<input checked="" type="checkbox"/>	FE		FE		PVC	<input checked="" type="checkbox"/>	INCASSO				ESTERNA	<table border="1"> <tr><td></td><td>H.</td><td></td></tr> <tr><td></td><td>L.</td><td>50cm</td></tr> <tr><td></td><td>AcZn</td><td></td></tr> <tr><td><input checked="" type="checkbox"/></td><td>VERN.</td><td>nero</td></tr> </table>		H.			L.	50cm		AcZn		<input checked="" type="checkbox"/>	VERN.	nero												
<input type="checkbox"/>	PALO		CLS																																																																
	CILINDRICO	<input checked="" type="checkbox"/>	FE																																																																
	RASTREMATO		PVC																																																																
	CONICO		LEGNO																																																																
<input checked="" type="checkbox"/>	MENSOLA																																																																		
<input checked="" type="checkbox"/>	POZZ.	<input checked="" type="checkbox"/>	SCATOLA																																																																
	CLS	<input checked="" type="checkbox"/>	PVC																																																																
<input checked="" type="checkbox"/>	FE		FE																																																																
	PVC	<input checked="" type="checkbox"/>	INCASSO																																																																
			ESTERNA																																																																
	H.																																																																		
	L.	50cm																																																																	
	AcZn																																																																		
<input checked="" type="checkbox"/>	VERN.	nero																																																																	
<b>IDENTIFICAZIONE</b>	<b>CARATT.ELETTRICHE</b>	<b>POSIZIONE</b>	<b>CONDIZIONI</b>																																																																
<table border="1"> <tr><td colspan="2">COORD. GPS</td></tr> <tr><td>MARCA</td><td></td></tr> <tr><td>TIPO</td><td></td></tr> <tr><td>QUADRO</td><td></td></tr> </table> <p>Note:</p>	COORD. GPS		MARCA		TIPO		QUADRO		<table border="1"> <tr><td><input type="checkbox"/></td><td>IP</td><td></td></tr> <tr><td></td><td>CLASSE</td><td>1</td></tr> <tr><td></td><td>CUT OFF</td><td></td></tr> <tr><td></td><td>SEMI CUT OFF</td><td></td></tr> <tr><td></td><td>LINEA</td><td></td></tr> <tr><td></td><td>SEZ.</td><td></td></tr> <tr><td><input checked="" type="checkbox"/></td><td>PE</td><td></td></tr> </table>	<input type="checkbox"/>	IP			CLASSE	1		CUT OFF			SEMI CUT OFF			LINEA			SEZ.		<input checked="" type="checkbox"/>	PE		<table border="1"> <tr><td><input checked="" type="checkbox"/></td><td>SEDE STRADALE</td></tr> <tr><td></td><td>BANCHINA</td></tr> <tr><td></td><td>MARCIAPIEDE</td></tr> <tr><td></td><td>ALTRO</td></tr> </table> <p>Note:</p>	<input checked="" type="checkbox"/>	SEDE STRADALE		BANCHINA		MARCIAPIEDE		ALTRO	<table border="1"> <tr><td colspan="3">SOSTEGNO</td></tr> <tr><td><input type="checkbox"/></td><td>-</td><td><input type="checkbox"/></td></tr> <tr><td></td><td></td><td><input checked="" type="checkbox"/></td></tr> <tr><td colspan="3">DIFFUSORE</td></tr> <tr><td><input type="checkbox"/></td><td>-</td><td><input type="checkbox"/></td></tr> <tr><td></td><td></td><td><input checked="" type="checkbox"/></td></tr> <tr><td colspan="3">GENERALE</td></tr> <tr><td><input type="checkbox"/></td><td>-</td><td><input type="checkbox"/></td></tr> <tr><td></td><td></td><td><input checked="" type="checkbox"/></td></tr> </table>	SOSTEGNO			<input type="checkbox"/>	-	<input type="checkbox"/>			<input checked="" type="checkbox"/>	DIFFUSORE			<input type="checkbox"/>	-	<input type="checkbox"/>			<input checked="" type="checkbox"/>	GENERALE			<input type="checkbox"/>	-	<input type="checkbox"/>			<input checked="" type="checkbox"/>
COORD. GPS																																																																			
MARCA																																																																			
TIPO																																																																			
QUADRO																																																																			
<input type="checkbox"/>	IP																																																																		
	CLASSE	1																																																																	
	CUT OFF																																																																		
	SEMI CUT OFF																																																																		
	LINEA																																																																		
	SEZ.																																																																		
<input checked="" type="checkbox"/>	PE																																																																		
<input checked="" type="checkbox"/>	SEDE STRADALE																																																																		
	BANCHINA																																																																		
	MARCIAPIEDE																																																																		
	ALTRO																																																																		
SOSTEGNO																																																																			
<input type="checkbox"/>	-	<input type="checkbox"/>																																																																	
		<input checked="" type="checkbox"/>																																																																	
DIFFUSORE																																																																			
<input type="checkbox"/>	-	<input type="checkbox"/>																																																																	
		<input checked="" type="checkbox"/>																																																																	
GENERALE																																																																			
<input type="checkbox"/>	-	<input type="checkbox"/>																																																																	
		<input checked="" type="checkbox"/>																																																																	
COD.	160	VIA Municipio Vecchio																																																																	
	<b>CARATT.MECCANICHE</b>	<b>POSA</b>	<b>DIMENSIONI</b>																																																																
	<table border="1"> <tr><td><input type="checkbox"/></td><td>PALO</td><td></td><td>CLS</td></tr> <tr><td></td><td>CILINDRICO</td><td><input checked="" type="checkbox"/></td><td>FE</td></tr> <tr><td><input checked="" type="checkbox"/></td><td>RASTREMATO</td><td></td><td>PVC</td></tr> <tr><td></td><td>CONICO</td><td></td><td>LEGNO</td></tr> </table>	<input type="checkbox"/>	PALO		CLS		CILINDRICO	<input checked="" type="checkbox"/>	FE	<input checked="" type="checkbox"/>	RASTREMATO		PVC		CONICO		LEGNO	<table border="1"> <tr><td><input checked="" type="checkbox"/></td><td>POZZ.</td><td></td><td>SCATOLA</td></tr> <tr><td></td><td>CLS</td><td></td><td>PVC</td></tr> <tr><td><input checked="" type="checkbox"/></td><td>FE</td><td></td><td>FE</td></tr> <tr><td></td><td>PVC</td><td></td><td>INCASSO</td></tr> <tr><td></td><td></td><td></td><td>ESTERNA</td></tr> </table>	<input checked="" type="checkbox"/>	POZZ.		SCATOLA		CLS		PVC	<input checked="" type="checkbox"/>	FE		FE		PVC		INCASSO				ESTERNA	<table border="1"> <tr><td></td><td>H.</td><td>5 m</td></tr> <tr><td></td><td>L.</td><td></td></tr> <tr><td></td><td>AcZn</td><td></td></tr> <tr><td><input checked="" type="checkbox"/></td><td>VERN.</td><td>nero</td></tr> </table>		H.	5 m		L.			AcZn		<input checked="" type="checkbox"/>	VERN.	nero																
<input type="checkbox"/>	PALO		CLS																																																																
	CILINDRICO	<input checked="" type="checkbox"/>	FE																																																																
<input checked="" type="checkbox"/>	RASTREMATO		PVC																																																																
	CONICO		LEGNO																																																																
<input checked="" type="checkbox"/>	POZZ.		SCATOLA																																																																
	CLS		PVC																																																																
<input checked="" type="checkbox"/>	FE		FE																																																																
	PVC		INCASSO																																																																
			ESTERNA																																																																
	H.	5 m																																																																	
	L.																																																																		
	AcZn																																																																		
<input checked="" type="checkbox"/>	VERN.	nero																																																																	
<b>IDENTIFICAZIONE</b>	<b>CARATT.ELETTRICHE</b>	<b>POSIZIONE</b>	<b>CONDIZIONI</b>																																																																
<table border="1"> <tr><td colspan="2">COORD. GPS</td></tr> <tr><td>MARCA</td><td></td></tr> <tr><td>TIPO</td><td></td></tr> <tr><td>QUADRO</td><td></td></tr> </table> <p>Note: doppio</p>	COORD. GPS		MARCA		TIPO		QUADRO		<table border="1"> <tr><td><input type="checkbox"/></td><td>IP</td><td></td></tr> <tr><td></td><td>CLASSE</td><td>1</td></tr> <tr><td></td><td>CUT OFF</td><td></td></tr> <tr><td></td><td>SEMI CUT OFF</td><td></td></tr> <tr><td></td><td>LINEA</td><td></td></tr> <tr><td></td><td>SEZ.</td><td></td></tr> <tr><td><input checked="" type="checkbox"/></td><td>PE</td><td></td></tr> </table>	<input type="checkbox"/>	IP			CLASSE	1		CUT OFF			SEMI CUT OFF			LINEA			SEZ.		<input checked="" type="checkbox"/>	PE		<table border="1"> <tr><td><input checked="" type="checkbox"/></td><td>SEDE STRADALE</td></tr> <tr><td></td><td>BANCHINA</td></tr> <tr><td></td><td>MARCIAPIEDE</td></tr> <tr><td></td><td>ALTRO</td></tr> </table> <p>Note:</p>	<input checked="" type="checkbox"/>	SEDE STRADALE		BANCHINA		MARCIAPIEDE		ALTRO	<table border="1"> <tr><td colspan="3">SOSTEGNO</td></tr> <tr><td><input type="checkbox"/></td><td>-</td><td><input type="checkbox"/></td></tr> <tr><td></td><td></td><td><input checked="" type="checkbox"/></td></tr> <tr><td colspan="3">DIFFUSORE</td></tr> <tr><td><input type="checkbox"/></td><td>-</td><td><input type="checkbox"/></td></tr> <tr><td></td><td></td><td><input checked="" type="checkbox"/></td></tr> <tr><td colspan="3">GENERALE</td></tr> <tr><td><input type="checkbox"/></td><td>-</td><td><input type="checkbox"/></td></tr> <tr><td></td><td></td><td><input checked="" type="checkbox"/></td></tr> </table>	SOSTEGNO			<input type="checkbox"/>	-	<input type="checkbox"/>			<input checked="" type="checkbox"/>	DIFFUSORE			<input type="checkbox"/>	-	<input type="checkbox"/>			<input checked="" type="checkbox"/>	GENERALE			<input type="checkbox"/>	-	<input type="checkbox"/>			<input checked="" type="checkbox"/>
COORD. GPS																																																																			
MARCA																																																																			
TIPO																																																																			
QUADRO																																																																			
<input type="checkbox"/>	IP																																																																		
	CLASSE	1																																																																	
	CUT OFF																																																																		
	SEMI CUT OFF																																																																		
	LINEA																																																																		
	SEZ.																																																																		
<input checked="" type="checkbox"/>	PE																																																																		
<input checked="" type="checkbox"/>	SEDE STRADALE																																																																		
	BANCHINA																																																																		
	MARCIAPIEDE																																																																		
	ALTRO																																																																		
SOSTEGNO																																																																			
<input type="checkbox"/>	-	<input type="checkbox"/>																																																																	
		<input checked="" type="checkbox"/>																																																																	
DIFFUSORE																																																																			
<input type="checkbox"/>	-	<input type="checkbox"/>																																																																	
		<input checked="" type="checkbox"/>																																																																	
GENERALE																																																																			
<input type="checkbox"/>	-	<input type="checkbox"/>																																																																	
		<input checked="" type="checkbox"/>																																																																	
COD.	161	VIA Municipio Vecchio																																																																	
	<b>CARATT.MECCANICHE</b>	<b>POSA</b>	<b>DIMENSIONI</b>																																																																
	<table border="1"> <tr><td><input type="checkbox"/></td><td>PALO</td><td></td><td>CLS</td></tr> <tr><td></td><td>CILINDRICO</td><td><input checked="" type="checkbox"/></td><td>FE</td></tr> <tr><td></td><td>RASTREMATO</td><td></td><td>PVC</td></tr> <tr><td></td><td>CONICO</td><td></td><td>LEGNO</td></tr> <tr><td><input checked="" type="checkbox"/></td><td>MENSOLA</td><td></td><td></td></tr> </table>	<input type="checkbox"/>	PALO		CLS		CILINDRICO	<input checked="" type="checkbox"/>	FE		RASTREMATO		PVC		CONICO		LEGNO	<input checked="" type="checkbox"/>	MENSOLA			<table border="1"> <tr><td><input type="checkbox"/></td><td>POZZ.</td><td><input checked="" type="checkbox"/></td><td>SCATOLA</td></tr> <tr><td></td><td>CLS</td><td><input checked="" type="checkbox"/></td><td>PVC</td></tr> <tr><td></td><td>FE</td><td></td><td>FE</td></tr> <tr><td></td><td>PVC</td><td><input checked="" type="checkbox"/></td><td>INCASSO</td></tr> <tr><td></td><td></td><td></td><td>ESTERNA</td></tr> </table>	<input type="checkbox"/>	POZZ.	<input checked="" type="checkbox"/>	SCATOLA		CLS	<input checked="" type="checkbox"/>	PVC		FE		FE		PVC	<input checked="" type="checkbox"/>	INCASSO				ESTERNA	<table border="1"> <tr><td></td><td>H.</td><td></td></tr> <tr><td></td><td>L.</td><td>50cm</td></tr> <tr><td></td><td>AcZn</td><td></td></tr> <tr><td><input checked="" type="checkbox"/></td><td>VERN.</td><td>nero</td></tr> </table>		H.			L.	50cm		AcZn		<input checked="" type="checkbox"/>	VERN.	nero												
<input type="checkbox"/>	PALO		CLS																																																																
	CILINDRICO	<input checked="" type="checkbox"/>	FE																																																																
	RASTREMATO		PVC																																																																
	CONICO		LEGNO																																																																
<input checked="" type="checkbox"/>	MENSOLA																																																																		
<input type="checkbox"/>	POZZ.	<input checked="" type="checkbox"/>	SCATOLA																																																																
	CLS	<input checked="" type="checkbox"/>	PVC																																																																
	FE		FE																																																																
	PVC	<input checked="" type="checkbox"/>	INCASSO																																																																
			ESTERNA																																																																
	H.																																																																		
	L.	50cm																																																																	
	AcZn																																																																		
<input checked="" type="checkbox"/>	VERN.	nero																																																																	
<b>IDENTIFICAZIONE</b>	<b>CARATT.ELETTRICHE</b>	<b>POSIZIONE</b>	<b>CONDIZIONI</b>																																																																
<table border="1"> <tr><td colspan="2">COORD. GPS</td></tr> <tr><td>MARCA</td><td></td></tr> <tr><td>TIPO</td><td></td></tr> <tr><td>QUADRO</td><td></td></tr> </table> <p>Note:</p>	COORD. GPS		MARCA		TIPO		QUADRO		<table border="1"> <tr><td><input type="checkbox"/></td><td>IP</td><td></td></tr> <tr><td></td><td>CLASSE</td><td>1</td></tr> <tr><td></td><td>CUT OFF</td><td></td></tr> <tr><td></td><td>SEMI CUT OFF</td><td></td></tr> <tr><td></td><td>LINEA</td><td></td></tr> <tr><td></td><td>SEZ.</td><td></td></tr> <tr><td><input checked="" type="checkbox"/></td><td>PE</td><td></td></tr> </table>	<input type="checkbox"/>	IP			CLASSE	1		CUT OFF			SEMI CUT OFF			LINEA			SEZ.		<input checked="" type="checkbox"/>	PE		<table border="1"> <tr><td><input checked="" type="checkbox"/></td><td>SEDE STRADALE</td></tr> <tr><td></td><td>BANCHINA</td></tr> <tr><td></td><td>MARCIAPIEDE</td></tr> <tr><td></td><td>ALTRO</td></tr> </table> <p>Note:</p>	<input checked="" type="checkbox"/>	SEDE STRADALE		BANCHINA		MARCIAPIEDE		ALTRO	<table border="1"> <tr><td colspan="3">SOSTEGNO</td></tr> <tr><td><input type="checkbox"/></td><td>-</td><td><input type="checkbox"/></td></tr> <tr><td></td><td></td><td><input checked="" type="checkbox"/></td></tr> <tr><td colspan="3">DIFFUSORE</td></tr> <tr><td><input type="checkbox"/></td><td>-</td><td><input type="checkbox"/></td></tr> <tr><td></td><td></td><td><input checked="" type="checkbox"/></td></tr> <tr><td colspan="3">GENERALE</td></tr> <tr><td><input type="checkbox"/></td><td>-</td><td><input type="checkbox"/></td></tr> <tr><td></td><td></td><td><input checked="" type="checkbox"/></td></tr> </table>	SOSTEGNO			<input type="checkbox"/>	-	<input type="checkbox"/>			<input checked="" type="checkbox"/>	DIFFUSORE			<input type="checkbox"/>	-	<input type="checkbox"/>			<input checked="" type="checkbox"/>	GENERALE			<input type="checkbox"/>	-	<input type="checkbox"/>			<input checked="" type="checkbox"/>
COORD. GPS																																																																			
MARCA																																																																			
TIPO																																																																			
QUADRO																																																																			
<input type="checkbox"/>	IP																																																																		
	CLASSE	1																																																																	
	CUT OFF																																																																		
	SEMI CUT OFF																																																																		
	LINEA																																																																		
	SEZ.																																																																		
<input checked="" type="checkbox"/>	PE																																																																		
<input checked="" type="checkbox"/>	SEDE STRADALE																																																																		
	BANCHINA																																																																		
	MARCIAPIEDE																																																																		
	ALTRO																																																																		
SOSTEGNO																																																																			
<input type="checkbox"/>	-	<input type="checkbox"/>																																																																	
		<input checked="" type="checkbox"/>																																																																	
DIFFUSORE																																																																			
<input type="checkbox"/>	-	<input type="checkbox"/>																																																																	
		<input checked="" type="checkbox"/>																																																																	
GENERALE																																																																			
<input type="checkbox"/>	-	<input type="checkbox"/>																																																																	
		<input checked="" type="checkbox"/>																																																																	



<b>00</b>	PIANO REGOLATORE DELL'ILLUMINAZIONE COMUNALE – PRIC – DEL COMUNE DI SCURELLE (TN)	<i>censimento</i>	
<b>SEZ</b>		Pag. 57 di 143	25_09_rel.doc

COD.	162	VIA Municipio Vecchio																																																																			
	<table border="1"> <tr><td colspan="2"><b>CARATT.MECCANICHE</b></td></tr> <tr><td>PALO</td><td>CLS</td></tr> <tr><td>CILINDRICO</td><td>x FE</td></tr> <tr><td>x RASTREMATO</td><td>PVC</td></tr> <tr><td>CONICO</td><td>LEGNO</td></tr> </table>	<b>CARATT.MECCANICHE</b>		PALO	CLS	CILINDRICO	x FE	x RASTREMATO	PVC	CONICO	LEGNO	<table border="1"> <tr><td colspan="2"><b>POSA</b></td></tr> <tr><td>x POZZ.</td><td>x SCATOLA</td></tr> <tr><td>CLS</td><td>x PVC</td></tr> <tr><td>x FE</td><td>FE</td></tr> <tr><td>PVC</td><td>x INCASSO</td></tr> <tr><td></td><td>ESTERNA</td></tr> </table>	<b>POSA</b>		x POZZ.	x SCATOLA	CLS	x PVC	x FE	FE	PVC	x INCASSO		ESTERNA	<table border="1"> <tr><td colspan="3"><b>DIMENSIONI</b></td></tr> <tr><td>H.</td><td></td><td>5 m</td></tr> <tr><td>L.</td><td></td><td></td></tr> <tr><td>AcZn</td><td></td><td></td></tr> <tr><td>x VERN.</td><td></td><td>nero</td></tr> </table>	<b>DIMENSIONI</b>			H.		5 m	L.			AcZn			x VERN.		nero																													
<b>CARATT.MECCANICHE</b>																																																																					
PALO	CLS																																																																				
CILINDRICO	x FE																																																																				
x RASTREMATO	PVC																																																																				
CONICO	LEGNO																																																																				
<b>POSA</b>																																																																					
x POZZ.	x SCATOLA																																																																				
CLS	x PVC																																																																				
x FE	FE																																																																				
PVC	x INCASSO																																																																				
	ESTERNA																																																																				
<b>DIMENSIONI</b>																																																																					
H.		5 m																																																																			
L.																																																																					
AcZn																																																																					
x VERN.		nero																																																																			
<table border="1"> <tr><td colspan="2"><b>IDENTIFICAZIONE</b></td></tr> <tr><td colspan="2">COORD. GPS</td></tr> <tr><td>MARCA</td><td></td></tr> <tr><td>TIPO</td><td></td></tr> <tr><td>QUADRO</td><td></td></tr> </table> <p>Note: doppio</p>	<b>IDENTIFICAZIONE</b>		COORD. GPS		MARCA		TIPO		QUADRO		<table border="1"> <tr><td colspan="2"><b>CARATT.ELETTRICHE</b></td></tr> <tr><td>IP</td><td></td></tr> <tr><td>CLASSE</td><td>1</td></tr> <tr><td>CUT OFF</td><td></td></tr> <tr><td>SEMI CUT OFF</td><td></td></tr> <tr><td>LINEA</td><td></td></tr> <tr><td>SEZ.</td><td></td></tr> <tr><td>x PE</td><td></td></tr> </table>	<b>CARATT.ELETTRICHE</b>		IP		CLASSE	1	CUT OFF		SEMI CUT OFF		LINEA		SEZ.		x PE		<table border="1"> <tr><td colspan="2"><b>POSIZIONE</b></td></tr> <tr><td>x SEDE STRADALE</td><td></td></tr> <tr><td>BANCHINA</td><td></td></tr> <tr><td>MARCIAPIEDE</td><td></td></tr> <tr><td>ALTRO</td><td></td></tr> </table> <p>Note:</p>	<b>POSIZIONE</b>		x SEDE STRADALE		BANCHINA		MARCIAPIEDE		ALTRO		<table border="1"> <tr><td colspan="3"><b>CONDIZIONI</b></td></tr> <tr><td colspan="3">SOSTEGNO</td></tr> <tr><td>?</td><td>-</td><td>↺</td></tr> <tr><td></td><td></td><td>x</td></tr> <tr><td colspan="3">DIFFUSORE</td></tr> <tr><td>?</td><td>-</td><td>↺</td></tr> <tr><td></td><td></td><td>x</td></tr> <tr><td colspan="3">GENERALE</td></tr> <tr><td>?</td><td>-</td><td>↺</td></tr> <tr><td></td><td></td><td>x</td></tr> </table>	<b>CONDIZIONI</b>			SOSTEGNO			?	-	↺			x	DIFFUSORE			?	-	↺			x	GENERALE			?	-	↺			x
<b>IDENTIFICAZIONE</b>																																																																					
COORD. GPS																																																																					
MARCA																																																																					
TIPO																																																																					
QUADRO																																																																					
<b>CARATT.ELETTRICHE</b>																																																																					
IP																																																																					
CLASSE	1																																																																				
CUT OFF																																																																					
SEMI CUT OFF																																																																					
LINEA																																																																					
SEZ.																																																																					
x PE																																																																					
<b>POSIZIONE</b>																																																																					
x SEDE STRADALE																																																																					
BANCHINA																																																																					
MARCIAPIEDE																																																																					
ALTRO																																																																					
<b>CONDIZIONI</b>																																																																					
SOSTEGNO																																																																					
?	-	↺																																																																			
		x																																																																			
DIFFUSORE																																																																					
?	-	↺																																																																			
		x																																																																			
GENERALE																																																																					
?	-	↺																																																																			
		x																																																																			
COD.	163	VIA Piazza																																																																			
	<table border="1"> <tr><td colspan="2"><b>CARATT.MECCANICHE</b></td></tr> <tr><td>PALO</td><td>CLS</td></tr> <tr><td>CILINDRICO</td><td>x FE</td></tr> <tr><td>x RASTREMATO</td><td>PVC</td></tr> <tr><td>CONICO</td><td>LEGNO</td></tr> </table>	<b>CARATT.MECCANICHE</b>		PALO	CLS	CILINDRICO	x FE	x RASTREMATO	PVC	CONICO	LEGNO	<table border="1"> <tr><td colspan="2"><b>POSA</b></td></tr> <tr><td>x POZZ.</td><td>x SCATOLA</td></tr> <tr><td>CLS</td><td>x PVC</td></tr> <tr><td>x FE</td><td>FE</td></tr> <tr><td>PVC</td><td>x INCASSO</td></tr> <tr><td></td><td>ESTERNA</td></tr> </table>	<b>POSA</b>		x POZZ.	x SCATOLA	CLS	x PVC	x FE	FE	PVC	x INCASSO		ESTERNA	<table border="1"> <tr><td colspan="3"><b>DIMENSIONI</b></td></tr> <tr><td>H.</td><td></td><td>5 m</td></tr> <tr><td>L.</td><td></td><td></td></tr> <tr><td>AcZn</td><td></td><td></td></tr> <tr><td>x VERN.</td><td></td><td>nero</td></tr> </table>	<b>DIMENSIONI</b>			H.		5 m	L.			AcZn			x VERN.		nero																													
<b>CARATT.MECCANICHE</b>																																																																					
PALO	CLS																																																																				
CILINDRICO	x FE																																																																				
x RASTREMATO	PVC																																																																				
CONICO	LEGNO																																																																				
<b>POSA</b>																																																																					
x POZZ.	x SCATOLA																																																																				
CLS	x PVC																																																																				
x FE	FE																																																																				
PVC	x INCASSO																																																																				
	ESTERNA																																																																				
<b>DIMENSIONI</b>																																																																					
H.		5 m																																																																			
L.																																																																					
AcZn																																																																					
x VERN.		nero																																																																			
<table border="1"> <tr><td colspan="2"><b>IDENTIFICAZIONE</b></td></tr> <tr><td colspan="2">COORD. GPS</td></tr> <tr><td>MARCA</td><td></td></tr> <tr><td>TIPO</td><td></td></tr> <tr><td>QUADRO</td><td></td></tr> </table> <p>Note: doppio</p>	<b>IDENTIFICAZIONE</b>		COORD. GPS		MARCA		TIPO		QUADRO		<table border="1"> <tr><td colspan="2"><b>CARATT.ELETTRICHE</b></td></tr> <tr><td>IP</td><td></td></tr> <tr><td>CLASSE</td><td>1</td></tr> <tr><td>CUT OFF</td><td></td></tr> <tr><td>SEMI CUT OFF</td><td></td></tr> <tr><td>LINEA</td><td></td></tr> <tr><td>SEZ.</td><td></td></tr> <tr><td>x PE</td><td></td></tr> </table>	<b>CARATT.ELETTRICHE</b>		IP		CLASSE	1	CUT OFF		SEMI CUT OFF		LINEA		SEZ.		x PE		<table border="1"> <tr><td colspan="2"><b>POSIZIONE</b></td></tr> <tr><td>x SEDE STRADALE</td><td></td></tr> <tr><td>BANCHINA</td><td></td></tr> <tr><td>MARCIAPIEDE</td><td></td></tr> <tr><td>ALTRO</td><td></td></tr> </table> <p>Note:</p>	<b>POSIZIONE</b>		x SEDE STRADALE		BANCHINA		MARCIAPIEDE		ALTRO		<table border="1"> <tr><td colspan="3"><b>CONDIZIONI</b></td></tr> <tr><td colspan="3">SOSTEGNO</td></tr> <tr><td>?</td><td>-</td><td>↺</td></tr> <tr><td></td><td></td><td>x</td></tr> <tr><td colspan="3">DIFFUSORE</td></tr> <tr><td>?</td><td>-</td><td>↺</td></tr> <tr><td></td><td></td><td>x</td></tr> <tr><td colspan="3">GENERALE</td></tr> <tr><td>?</td><td>-</td><td>↺</td></tr> <tr><td></td><td></td><td>x</td></tr> </table>	<b>CONDIZIONI</b>			SOSTEGNO			?	-	↺			x	DIFFUSORE			?	-	↺			x	GENERALE			?	-	↺			x
<b>IDENTIFICAZIONE</b>																																																																					
COORD. GPS																																																																					
MARCA																																																																					
TIPO																																																																					
QUADRO																																																																					
<b>CARATT.ELETTRICHE</b>																																																																					
IP																																																																					
CLASSE	1																																																																				
CUT OFF																																																																					
SEMI CUT OFF																																																																					
LINEA																																																																					
SEZ.																																																																					
x PE																																																																					
<b>POSIZIONE</b>																																																																					
x SEDE STRADALE																																																																					
BANCHINA																																																																					
MARCIAPIEDE																																																																					
ALTRO																																																																					
<b>CONDIZIONI</b>																																																																					
SOSTEGNO																																																																					
?	-	↺																																																																			
		x																																																																			
DIFFUSORE																																																																					
?	-	↺																																																																			
		x																																																																			
GENERALE																																																																					
?	-	↺																																																																			
		x																																																																			
COD.	164	VIA Piazza																																																																			
	<table border="1"> <tr><td colspan="2"><b>CARATT.MECCANICHE</b></td></tr> <tr><td>PALO</td><td>CLS</td></tr> <tr><td>CILINDRICO</td><td>x FE</td></tr> <tr><td>x RASTREMATO</td><td>PVC</td></tr> <tr><td>CONICO</td><td>LEGNO</td></tr> </table>	<b>CARATT.MECCANICHE</b>		PALO	CLS	CILINDRICO	x FE	x RASTREMATO	PVC	CONICO	LEGNO	<table border="1"> <tr><td colspan="2"><b>POSA</b></td></tr> <tr><td>x POZZ.</td><td>x SCATOLA</td></tr> <tr><td>CLS</td><td>x PVC</td></tr> <tr><td>x FE</td><td>FE</td></tr> <tr><td>PVC</td><td>x INCASSO</td></tr> <tr><td></td><td>ESTERNA</td></tr> </table>	<b>POSA</b>		x POZZ.	x SCATOLA	CLS	x PVC	x FE	FE	PVC	x INCASSO		ESTERNA	<table border="1"> <tr><td colspan="3"><b>DIMENSIONI</b></td></tr> <tr><td>H.</td><td></td><td>5 m</td></tr> <tr><td>L.</td><td></td><td></td></tr> <tr><td>AcZn</td><td></td><td></td></tr> <tr><td>x VERN.</td><td></td><td>nero</td></tr> </table>	<b>DIMENSIONI</b>			H.		5 m	L.			AcZn			x VERN.		nero																													
<b>CARATT.MECCANICHE</b>																																																																					
PALO	CLS																																																																				
CILINDRICO	x FE																																																																				
x RASTREMATO	PVC																																																																				
CONICO	LEGNO																																																																				
<b>POSA</b>																																																																					
x POZZ.	x SCATOLA																																																																				
CLS	x PVC																																																																				
x FE	FE																																																																				
PVC	x INCASSO																																																																				
	ESTERNA																																																																				
<b>DIMENSIONI</b>																																																																					
H.		5 m																																																																			
L.																																																																					
AcZn																																																																					
x VERN.		nero																																																																			
<table border="1"> <tr><td colspan="2"><b>IDENTIFICAZIONE</b></td></tr> <tr><td colspan="2">COORD. GPS</td></tr> <tr><td>MARCA</td><td></td></tr> <tr><td>TIPO</td><td></td></tr> <tr><td>QUADRO</td><td></td></tr> </table> <p>Note: doppio</p> <p>coperchio morsettiere danneggiato</p>	<b>IDENTIFICAZIONE</b>		COORD. GPS		MARCA		TIPO		QUADRO		<table border="1"> <tr><td colspan="2"><b>CARATT.ELETTRICHE</b></td></tr> <tr><td>IP</td><td></td></tr> <tr><td>CLASSE</td><td>1</td></tr> <tr><td>CUT OFF</td><td></td></tr> <tr><td>SEMI CUT OFF</td><td></td></tr> <tr><td>LINEA</td><td></td></tr> <tr><td>SEZ.</td><td></td></tr> <tr><td>x PE</td><td></td></tr> </table>	<b>CARATT.ELETTRICHE</b>		IP		CLASSE	1	CUT OFF		SEMI CUT OFF		LINEA		SEZ.		x PE		<table border="1"> <tr><td colspan="2"><b>POSIZIONE</b></td></tr> <tr><td>x SEDE STRADALE</td><td></td></tr> <tr><td>BANCHINA</td><td></td></tr> <tr><td>MARCIAPIEDE</td><td></td></tr> <tr><td>ALTRO</td><td></td></tr> </table> <p>Note:</p>	<b>POSIZIONE</b>		x SEDE STRADALE		BANCHINA		MARCIAPIEDE		ALTRO		<table border="1"> <tr><td colspan="3"><b>CONDIZIONI</b></td></tr> <tr><td colspan="3">SOSTEGNO</td></tr> <tr><td>?</td><td>-</td><td>↺</td></tr> <tr><td></td><td></td><td>x</td></tr> <tr><td colspan="3">DIFFUSORE</td></tr> <tr><td>?</td><td>-</td><td>↺</td></tr> <tr><td></td><td></td><td>x</td></tr> <tr><td colspan="3">GENERALE</td></tr> <tr><td>?</td><td>-</td><td>↺</td></tr> <tr><td></td><td></td><td>x</td></tr> </table>	<b>CONDIZIONI</b>			SOSTEGNO			?	-	↺			x	DIFFUSORE			?	-	↺			x	GENERALE			?	-	↺			x
<b>IDENTIFICAZIONE</b>																																																																					
COORD. GPS																																																																					
MARCA																																																																					
TIPO																																																																					
QUADRO																																																																					
<b>CARATT.ELETTRICHE</b>																																																																					
IP																																																																					
CLASSE	1																																																																				
CUT OFF																																																																					
SEMI CUT OFF																																																																					
LINEA																																																																					
SEZ.																																																																					
x PE																																																																					
<b>POSIZIONE</b>																																																																					
x SEDE STRADALE																																																																					
BANCHINA																																																																					
MARCIAPIEDE																																																																					
ALTRO																																																																					
<b>CONDIZIONI</b>																																																																					
SOSTEGNO																																																																					
?	-	↺																																																																			
		x																																																																			
DIFFUSORE																																																																					
?	-	↺																																																																			
		x																																																																			
GENERALE																																																																					
?	-	↺																																																																			
		x																																																																			




<b>00</b>	PIANO REGOLATORE DELL'ILLUMINAZIONE COMUNALE – PRIC – DEL COMUNE DI SCURELLE (TN)	<i>censimento</i>	
<b>SEZ</b>		Pag. 58 di 143	25_09_rel.doc

COD.	165	VIA Piazza					
	<b>CARATT.MECCANICHE</b>			<b>POSA</b>			<b>DIMENSIONI</b>
	<input type="checkbox"/> PALO		CLS	<input type="checkbox"/> POZZ.	<input checked="" type="checkbox"/> SCATOLA	H.	
	<input type="checkbox"/> CILINDRICO	<input checked="" type="checkbox"/>	FE	<input type="checkbox"/> CLS	<input checked="" type="checkbox"/> PVC	L.	50cm
	<input type="checkbox"/> RASTREMATO		PVC	<input type="checkbox"/> FE	<input type="checkbox"/> FE	AcZn	
	<input type="checkbox"/> CONICO		LEGNO	<input type="checkbox"/> PVC	<input checked="" type="checkbox"/> INCASSO	<input checked="" type="checkbox"/> VERN.	nero
<input checked="" type="checkbox"/> MENSOLA				<input type="checkbox"/> ESTERNA			
<b>IDENTIFICAZIONE</b>		<b>CARATT.ELETTRICHE</b>			<b>POSIZIONE</b>		<b>CONDIZIONI</b>
COORD. GPS		<input type="checkbox"/> IP		<input checked="" type="checkbox"/> SEDE STRADALE	SOSTEGNO		<input type="checkbox"/> - <input checked="" type="checkbox"/>
MARCA		CLASSE	1	<input type="checkbox"/> BANCHINA	<input type="checkbox"/> x		
TIPO		CUT OFF		<input type="checkbox"/> MARCIAPIEDE	<b>DIFFUSORE</b>		<input type="checkbox"/> - <input checked="" type="checkbox"/>
QUADRO		SEMI CUT OFF		<input type="checkbox"/> ALTRO	<input type="checkbox"/> x		
Note:		LINEA		Note:	PRESA STAGNA PER LUMINARIE		<b>GENERALE</b>
		SEZ.			<input type="checkbox"/> - <input checked="" type="checkbox"/>		<input type="checkbox"/> x
		<input checked="" type="checkbox"/> PE			<input type="checkbox"/> - <input checked="" type="checkbox"/>		<input type="checkbox"/> x
COD.	166	VIA Piazza					
	<b>CARATT.MECCANICHE</b>			<b>POSA</b>			<b>DIMENSIONI</b>
	<input type="checkbox"/> PALO		CLS	<input type="checkbox"/> POZZ.	<input checked="" type="checkbox"/> SCATOLA	H.	
	<input type="checkbox"/> CILINDRICO	<input checked="" type="checkbox"/>	FE	<input type="checkbox"/> CLS	<input checked="" type="checkbox"/> PVC	L.	50cm
	<input type="checkbox"/> RASTREMATO		PVC	<input type="checkbox"/> FE	<input type="checkbox"/> FE	AcZn	
	<input type="checkbox"/> CONICO		LEGNO	<input type="checkbox"/> PVC	<input checked="" type="checkbox"/> INCASSO	<input checked="" type="checkbox"/> VERN.	nero
<input checked="" type="checkbox"/> MENSOLA				<input type="checkbox"/> ESTERNA			
<b>IDENTIFICAZIONE</b>		<b>CARATT.ELETTRICHE</b>			<b>POSIZIONE</b>		<b>CONDIZIONI</b>
COORD. GPS		<input type="checkbox"/> IP		<input checked="" type="checkbox"/> SEDE STRADALE	SOSTEGNO		<input type="checkbox"/> - <input checked="" type="checkbox"/>
MARCA		CLASSE	1	<input type="checkbox"/> BANCHINA	<input type="checkbox"/> x		
TIPO		CUT OFF		<input type="checkbox"/> MARCIAPIEDE	<b>DIFFUSORE</b>		<input type="checkbox"/> - <input checked="" type="checkbox"/>
QUADRO		SEMI CUT OFF		<input type="checkbox"/> ALTRO	<input type="checkbox"/> x		
Note:		LINEA		Note:	PRESA STAGNA PER LUMINARIE		<b>GENERALE</b>
		SEZ.			<input type="checkbox"/> - <input checked="" type="checkbox"/>		<input type="checkbox"/> x
		<input checked="" type="checkbox"/> PE			<input type="checkbox"/> - <input checked="" type="checkbox"/>		<input type="checkbox"/> x
COD.	167	VIA Piazza					
	<b>CARATT.MECCANICHE</b>			<b>POSA</b>			<b>DIMENSIONI</b>
	<input type="checkbox"/> PALO		CLS	<input type="checkbox"/> POZZ.	<input checked="" type="checkbox"/> SCATOLA	H.	
	<input type="checkbox"/> CILINDRICO	<input checked="" type="checkbox"/>	FE	<input type="checkbox"/> CLS	<input checked="" type="checkbox"/> PVC	L.	50cm
	<input type="checkbox"/> RASTREMATO		PVC	<input type="checkbox"/> FE	<input type="checkbox"/> FE	AcZn	
	<input type="checkbox"/> CONICO		LEGNO	<input type="checkbox"/> PVC	<input checked="" type="checkbox"/> INCASSO	<input checked="" type="checkbox"/> VERN.	nero
<input checked="" type="checkbox"/> MENSOLA				<input type="checkbox"/> ESTERNA			
<b>IDENTIFICAZIONE</b>		<b>CARATT.ELETTRICHE</b>			<b>POSIZIONE</b>		<b>CONDIZIONI</b>
COORD. GPS		<input type="checkbox"/> IP		<input checked="" type="checkbox"/> SEDE STRADALE	SOSTEGNO		<input type="checkbox"/> - <input checked="" type="checkbox"/>
MARCA		CLASSE	1	<input type="checkbox"/> BANCHINA	<input type="checkbox"/> x		
TIPO		CUT OFF		<input type="checkbox"/> MARCIAPIEDE	<b>DIFFUSORE</b>		<input type="checkbox"/> - <input checked="" type="checkbox"/>
QUADRO		SEMI CUT OFF		<input type="checkbox"/> ALTRO	<input type="checkbox"/> x		
Note:		LINEA		Note:	PRESA STAGNA PER LUMINARIE		<b>GENERALE</b>
		SEZ.			<input type="checkbox"/> - <input checked="" type="checkbox"/>		<input type="checkbox"/> x
		<input checked="" type="checkbox"/> PE			<input type="checkbox"/> - <input checked="" type="checkbox"/>		<input type="checkbox"/> x

<b>00</b>	PIANO REGOLATORE DELL'ILLUMINAZIONE COMUNALE – PRIC – DEL COMUNE DI SCURELLE (TN)	<i>censimento</i>	
<b>SEZ</b>		Pag. 59 di 143	25_09_rel.doc

COD.	168	VIA		Piazza	
	<b>CARATT.MECCANICHE</b>		<b>POSA</b>		<b>DIMENSIONI</b>
	<input type="checkbox"/> PALO	<input type="checkbox"/> CLS	<input type="checkbox"/> POZZ.	<input type="checkbox"/> SCATOLA	<input type="checkbox"/> H. 5 m
	<input type="checkbox"/> CILINDRICO	<input checked="" type="checkbox"/> FE	<input type="checkbox"/> CLS	<input type="checkbox"/> PVC	<input type="checkbox"/> L.
	<input checked="" type="checkbox"/> RASTREMATO	<input type="checkbox"/> PVC	<input type="checkbox"/> FE	<input type="checkbox"/> FE	<input type="checkbox"/> AcZn
	<input type="checkbox"/> CONICO	<input type="checkbox"/> LEGNO	<input type="checkbox"/> PVC	<input type="checkbox"/> INCASSO	<input checked="" type="checkbox"/> VERN. nero
				<input type="checkbox"/> ESTERNA	
<b>IDENTIFICAZIONE</b>		<b>CARATT.ELETTRICHE</b>		<b>POSIZIONE</b>	
COORD. GPS		<input type="checkbox"/> IP		<input checked="" type="checkbox"/> SEDE STRADALE	
MARCA		<input type="checkbox"/> CLASSE 1		<input type="checkbox"/> BANCHINA	
TIPO		<input type="checkbox"/> CUT OFF		<input type="checkbox"/> MARCIAPIEDE	
QUADRO		<input type="checkbox"/> SEMI CUT OFF		<input type="checkbox"/> ALTRO	
Note: doppio		<input type="checkbox"/> LINEA		Note:	
		<input type="checkbox"/> SEZ.			
		<input checked="" type="checkbox"/> PE			
				<b>CONDIZIONI</b>	
				<b>SOSTEGNO</b>	
				<input type="checkbox"/> - <input type="checkbox"/>	
				<input type="checkbox"/> x	
				<b>DIFFUSORE</b>	
				<input type="checkbox"/> - <input type="checkbox"/>	
				<input type="checkbox"/> x	
				<b>GENERALE</b>	
				<input type="checkbox"/> - <input type="checkbox"/>	
				<input type="checkbox"/> x	
COD.	169	VIA		Piazza	
	<b>CARATT.MECCANICHE</b>		<b>POSA</b>		<b>DIMENSIONI</b>
	<input type="checkbox"/> PALO	<input type="checkbox"/> CLS	<input type="checkbox"/> POZZ.	<input type="checkbox"/> SCATOLA	<input type="checkbox"/> H. 5 m
	<input type="checkbox"/> CILINDRICO	<input checked="" type="checkbox"/> FE	<input type="checkbox"/> CLS	<input type="checkbox"/> PVC	<input type="checkbox"/> L.
	<input checked="" type="checkbox"/> RASTREMATO	<input type="checkbox"/> PVC	<input type="checkbox"/> FE	<input type="checkbox"/> FE	<input type="checkbox"/> AcZn
	<input type="checkbox"/> CONICO	<input type="checkbox"/> LEGNO	<input type="checkbox"/> PVC	<input type="checkbox"/> INCASSO	<input checked="" type="checkbox"/> VERN. nero
				<input type="checkbox"/> ESTERNA	
<b>IDENTIFICAZIONE</b>		<b>CARATT.ELETTRICHE</b>		<b>POSIZIONE</b>	
COORD. GPS		<input type="checkbox"/> IP		<input checked="" type="checkbox"/> SEDE STRADALE	
MARCA		<input type="checkbox"/> CLASSE 1		<input type="checkbox"/> BANCHINA	
TIPO		<input type="checkbox"/> CUT OFF		<input type="checkbox"/> MARCIAPIEDE	
QUADRO		<input type="checkbox"/> SEMI CUT OFF		<input type="checkbox"/> ALTRO	
Note: doppio		<input type="checkbox"/> LINEA		Note:	
		<input type="checkbox"/> SEZ.			
		<input checked="" type="checkbox"/> PE			
				<b>CONDIZIONI</b>	
				<b>SOSTEGNO</b>	
				<input type="checkbox"/> - <input type="checkbox"/>	
				<input type="checkbox"/> x	
				<b>DIFFUSORE</b>	
				<input type="checkbox"/> - <input type="checkbox"/>	
				<input type="checkbox"/> x	
				<b>GENERALE</b>	
				<input type="checkbox"/> - <input type="checkbox"/>	
				<input type="checkbox"/> x	
COD.	170	VIA		Piazza	
	<b>CARATT.MECCANICHE</b>		<b>POSA</b>		<b>DIMENSIONI</b>
	<input type="checkbox"/> PALO	<input type="checkbox"/> CLS	<input type="checkbox"/> POZZ.	<input type="checkbox"/> SCATOLA	<input type="checkbox"/> H. 5 m
	<input type="checkbox"/> CILINDRICO	<input checked="" type="checkbox"/> FE	<input type="checkbox"/> CLS	<input type="checkbox"/> PVC	<input type="checkbox"/> L.
	<input checked="" type="checkbox"/> RASTREMATO	<input type="checkbox"/> PVC	<input type="checkbox"/> FE	<input type="checkbox"/> FE	<input type="checkbox"/> AcZn
	<input type="checkbox"/> CONICO	<input type="checkbox"/> LEGNO	<input type="checkbox"/> PVC	<input type="checkbox"/> INCASSO	<input checked="" type="checkbox"/> VERN. nero
				<input type="checkbox"/> ESTERNA	
<b>IDENTIFICAZIONE</b>		<b>CARATT.ELETTRICHE</b>		<b>POSIZIONE</b>	
COORD. GPS		<input type="checkbox"/> IP		<input checked="" type="checkbox"/> SEDE STRADALE	
MARCA		<input type="checkbox"/> CLASSE 1		<input type="checkbox"/> BANCHINA	
TIPO		<input type="checkbox"/> CUT OFF		<input type="checkbox"/> MARCIAPIEDE	
QUADRO		<input type="checkbox"/> SEMI CUT OFF		<input type="checkbox"/> ALTRO	
Note: doppio		<input type="checkbox"/> LINEA		Note:	
		<input type="checkbox"/> SEZ.			
		<input checked="" type="checkbox"/> PE			
				<b>CONDIZIONI</b>	
				<b>SOSTEGNO</b>	
				<input type="checkbox"/> - <input type="checkbox"/>	
				<input type="checkbox"/> x	
				<b>DIFFUSORE</b>	
				<input type="checkbox"/> - <input type="checkbox"/>	
				<input type="checkbox"/> x	
				<b>GENERALE</b>	
				<input type="checkbox"/> - <input type="checkbox"/>	
				<input type="checkbox"/> x	




<b>00</b>	PIANO REGOLATORE DELL'ILLUMINAZIONE COMUNALE – PRIC – DEL COMUNE DI SCURELLE (TN)	<i>censimento</i>	
<b>SEZ</b>		Pag. 60 di 143	25_09_rel.doc

COD.	171	VIA Piazza																																																													
	<table border="1"> <tr><td colspan="2"><b>CARATT.MECCANICHE</b></td></tr> <tr><td>PALO</td><td>CLS</td></tr> <tr><td>CILINDRICO</td><td>x FE</td></tr> <tr><td>RASTREMATO</td><td>PVC</td></tr> <tr><td>CONICO</td><td>LEGNO</td></tr> <tr><td>x MENSOLA</td><td></td></tr> </table>	<b>CARATT.MECCANICHE</b>		PALO	CLS	CILINDRICO	x FE	RASTREMATO	PVC	CONICO	LEGNO	x MENSOLA		<table border="1"> <tr><td colspan="2"><b>POSA</b></td></tr> <tr><td>POZZ.</td><td>x SCATOLA</td></tr> <tr><td>CLS</td><td>x PVC</td></tr> <tr><td>FE</td><td>FE</td></tr> <tr><td>PVC</td><td>x INCASSO</td></tr> <tr><td></td><td>ESTERNA</td></tr> </table>	<b>POSA</b>		POZZ.	x SCATOLA	CLS	x PVC	FE	FE	PVC	x INCASSO		ESTERNA	<table border="1"> <tr><td colspan="2"><b>DIMENSIONI</b></td></tr> <tr><td>H.</td><td></td></tr> <tr><td>L.</td><td>50cm</td></tr> <tr><td>AcZn</td><td></td></tr> <tr><td>x VERN.</td><td>nero</td></tr> </table>	<b>DIMENSIONI</b>		H.		L.	50cm	AcZn		x VERN.	nero																										
<b>CARATT.MECCANICHE</b>																																																															
PALO	CLS																																																														
CILINDRICO	x FE																																																														
RASTREMATO	PVC																																																														
CONICO	LEGNO																																																														
x MENSOLA																																																															
<b>POSA</b>																																																															
POZZ.	x SCATOLA																																																														
CLS	x PVC																																																														
FE	FE																																																														
PVC	x INCASSO																																																														
	ESTERNA																																																														
<b>DIMENSIONI</b>																																																															
H.																																																															
L.	50cm																																																														
AcZn																																																															
x VERN.	nero																																																														
<table border="1"> <tr><td colspan="2"><b>IDENTIFICAZIONE</b></td></tr> <tr><td colspan="2">COORD. GPS</td></tr> <tr><td>MARCA</td><td></td></tr> <tr><td>TIPO</td><td></td></tr> <tr><td>QUADRO</td><td></td></tr> <tr><td colspan="2">Note:</td></tr> </table>	<b>IDENTIFICAZIONE</b>		COORD. GPS		MARCA		TIPO		QUADRO		Note:		<table border="1"> <tr><td colspan="2"><b>CARATT.ELETTRICHE</b></td></tr> <tr><td>IP</td><td></td></tr> <tr><td>CLASSE</td><td>1</td></tr> <tr><td>CUT OFF</td><td></td></tr> <tr><td>SEMI CUT OFF</td><td></td></tr> <tr><td>LINEA</td><td></td></tr> <tr><td>SEZ.</td><td></td></tr> <tr><td>x PE</td><td></td></tr> </table>	<b>CARATT.ELETTRICHE</b>		IP		CLASSE	1	CUT OFF		SEMI CUT OFF		LINEA		SEZ.		x PE		<table border="1"> <tr><td colspan="2"><b>POSIZIONE</b></td></tr> <tr><td>x SEDE STRADALE</td><td></td></tr> <tr><td>BANCHINA</td><td></td></tr> <tr><td>MARCIAPIEDE</td><td></td></tr> <tr><td>ALTRO</td><td></td></tr> <tr><td colspan="2">Note: Presenza stagna per luminarie</td></tr> </table>	<b>POSIZIONE</b>		x SEDE STRADALE		BANCHINA		MARCIAPIEDE		ALTRO		Note: Presenza stagna per luminarie		<table border="1"> <tr><td colspan="2"><b>CONDIZIONI</b></td></tr> <tr><td colspan="2"><b>SOSTEGNO</b></td></tr> <tr><td>☐</td><td>- ☐</td></tr> <tr><td></td><td>x</td></tr> <tr><td colspan="2"><b>DIFFUSORE</b></td></tr> <tr><td>☐</td><td>- ☐</td></tr> <tr><td></td><td>x</td></tr> <tr><td colspan="2"><b>GENERALE</b></td></tr> <tr><td>☐</td><td>- ☐</td></tr> <tr><td></td><td>x</td></tr> </table>	<b>CONDIZIONI</b>		<b>SOSTEGNO</b>		☐	- ☐		x	<b>DIFFUSORE</b>		☐	- ☐		x	<b>GENERALE</b>		☐	- ☐		x
<b>IDENTIFICAZIONE</b>																																																															
COORD. GPS																																																															
MARCA																																																															
TIPO																																																															
QUADRO																																																															
Note:																																																															
<b>CARATT.ELETTRICHE</b>																																																															
IP																																																															
CLASSE	1																																																														
CUT OFF																																																															
SEMI CUT OFF																																																															
LINEA																																																															
SEZ.																																																															
x PE																																																															
<b>POSIZIONE</b>																																																															
x SEDE STRADALE																																																															
BANCHINA																																																															
MARCIAPIEDE																																																															
ALTRO																																																															
Note: Presenza stagna per luminarie																																																															
<b>CONDIZIONI</b>																																																															
<b>SOSTEGNO</b>																																																															
☐	- ☐																																																														
	x																																																														
<b>DIFFUSORE</b>																																																															
☐	- ☐																																																														
	x																																																														
<b>GENERALE</b>																																																															
☐	- ☐																																																														
	x																																																														
COD.	172	VIA Piazza																																																													
	<table border="1"> <tr><td colspan="2"><b>CARATT.MECCANICHE</b></td></tr> <tr><td>PALO</td><td>CLS</td></tr> <tr><td>CILINDRICO</td><td>x FE</td></tr> <tr><td>RASTREMATO</td><td>PVC</td></tr> <tr><td>CONICO</td><td>LEGNO</td></tr> <tr><td>x MENSOLA</td><td></td></tr> </table>	<b>CARATT.MECCANICHE</b>		PALO	CLS	CILINDRICO	x FE	RASTREMATO	PVC	CONICO	LEGNO	x MENSOLA		<table border="1"> <tr><td colspan="2"><b>POSA</b></td></tr> <tr><td>POZZ.</td><td>x SCATOLA</td></tr> <tr><td>CLS</td><td>x PVC</td></tr> <tr><td>FE</td><td>FE</td></tr> <tr><td>PVC</td><td>x INCASSO</td></tr> <tr><td></td><td>ESTERNA</td></tr> </table>	<b>POSA</b>		POZZ.	x SCATOLA	CLS	x PVC	FE	FE	PVC	x INCASSO		ESTERNA	<table border="1"> <tr><td colspan="2"><b>DIMENSIONI</b></td></tr> <tr><td>H.</td><td></td></tr> <tr><td>L.</td><td>50cm</td></tr> <tr><td>AcZn</td><td></td></tr> <tr><td>x VERN.</td><td>nero</td></tr> </table>	<b>DIMENSIONI</b>		H.		L.	50cm	AcZn		x VERN.	nero																										
<b>CARATT.MECCANICHE</b>																																																															
PALO	CLS																																																														
CILINDRICO	x FE																																																														
RASTREMATO	PVC																																																														
CONICO	LEGNO																																																														
x MENSOLA																																																															
<b>POSA</b>																																																															
POZZ.	x SCATOLA																																																														
CLS	x PVC																																																														
FE	FE																																																														
PVC	x INCASSO																																																														
	ESTERNA																																																														
<b>DIMENSIONI</b>																																																															
H.																																																															
L.	50cm																																																														
AcZn																																																															
x VERN.	nero																																																														
<table border="1"> <tr><td colspan="2"><b>IDENTIFICAZIONE</b></td></tr> <tr><td colspan="2">COORD. GPS</td></tr> <tr><td>MARCA</td><td></td></tr> <tr><td>TIPO</td><td></td></tr> <tr><td>QUADRO</td><td></td></tr> <tr><td colspan="2">Note:</td></tr> </table>	<b>IDENTIFICAZIONE</b>		COORD. GPS		MARCA		TIPO		QUADRO		Note:		<table border="1"> <tr><td colspan="2"><b>CARATT.ELETTRICHE</b></td></tr> <tr><td>IP</td><td></td></tr> <tr><td>CLASSE</td><td>1</td></tr> <tr><td>CUT OFF</td><td></td></tr> <tr><td>SEMI CUT OFF</td><td></td></tr> <tr><td>LINEA</td><td></td></tr> <tr><td>SEZ.</td><td></td></tr> <tr><td>x PE</td><td></td></tr> </table>	<b>CARATT.ELETTRICHE</b>		IP		CLASSE	1	CUT OFF		SEMI CUT OFF		LINEA		SEZ.		x PE		<table border="1"> <tr><td colspan="2"><b>POSIZIONE</b></td></tr> <tr><td>x SEDE STRADALE</td><td></td></tr> <tr><td>BANCHINA</td><td></td></tr> <tr><td>MARCIAPIEDE</td><td></td></tr> <tr><td>ALTRO</td><td></td></tr> <tr><td colspan="2">Note: Presenza stagna per luminarie</td></tr> </table>	<b>POSIZIONE</b>		x SEDE STRADALE		BANCHINA		MARCIAPIEDE		ALTRO		Note: Presenza stagna per luminarie		<table border="1"> <tr><td colspan="2"><b>CONDIZIONI</b></td></tr> <tr><td colspan="2"><b>SOSTEGNO</b></td></tr> <tr><td>☐</td><td>- ☐</td></tr> <tr><td></td><td>x</td></tr> <tr><td colspan="2"><b>DIFFUSORE</b></td></tr> <tr><td>☐</td><td>- ☐</td></tr> <tr><td></td><td>x</td></tr> <tr><td colspan="2"><b>GENERALE</b></td></tr> <tr><td>☐</td><td>- ☐</td></tr> <tr><td></td><td>x</td></tr> </table>	<b>CONDIZIONI</b>		<b>SOSTEGNO</b>		☐	- ☐		x	<b>DIFFUSORE</b>		☐	- ☐		x	<b>GENERALE</b>		☐	- ☐		x
<b>IDENTIFICAZIONE</b>																																																															
COORD. GPS																																																															
MARCA																																																															
TIPO																																																															
QUADRO																																																															
Note:																																																															
<b>CARATT.ELETTRICHE</b>																																																															
IP																																																															
CLASSE	1																																																														
CUT OFF																																																															
SEMI CUT OFF																																																															
LINEA																																																															
SEZ.																																																															
x PE																																																															
<b>POSIZIONE</b>																																																															
x SEDE STRADALE																																																															
BANCHINA																																																															
MARCIAPIEDE																																																															
ALTRO																																																															
Note: Presenza stagna per luminarie																																																															
<b>CONDIZIONI</b>																																																															
<b>SOSTEGNO</b>																																																															
☐	- ☐																																																														
	x																																																														
<b>DIFFUSORE</b>																																																															
☐	- ☐																																																														
	x																																																														
<b>GENERALE</b>																																																															
☐	- ☐																																																														
	x																																																														
COD.	173	VIA Piazza																																																													
	<table border="1"> <tr><td colspan="2"><b>CARATT.MECCANICHE</b></td></tr> <tr><td>PALO</td><td>CLS</td></tr> <tr><td>CILINDRICO</td><td>x FE</td></tr> <tr><td>x RASTREMATO</td><td>PVC</td></tr> <tr><td>CONICO</td><td>LEGNO</td></tr> </table>	<b>CARATT.MECCANICHE</b>		PALO	CLS	CILINDRICO	x FE	x RASTREMATO	PVC	CONICO	LEGNO	<table border="1"> <tr><td colspan="2"><b>POSA</b></td></tr> <tr><td>POZZ.</td><td>SCATOLA</td></tr> <tr><td>CLS</td><td>PVC</td></tr> <tr><td>FE</td><td>FE</td></tr> <tr><td>PVC</td><td>INCASSO</td></tr> <tr><td></td><td>ESTERNA</td></tr> </table>	<b>POSA</b>		POZZ.	SCATOLA	CLS	PVC	FE	FE	PVC	INCASSO		ESTERNA	<table border="1"> <tr><td colspan="2"><b>DIMENSIONI</b></td></tr> <tr><td>H.</td><td>5 m</td></tr> <tr><td>L.</td><td></td></tr> <tr><td>AcZn</td><td></td></tr> <tr><td>x VERN.</td><td>nero</td></tr> </table>	<b>DIMENSIONI</b>		H.	5 m	L.		AcZn		x VERN.	nero																												
<b>CARATT.MECCANICHE</b>																																																															
PALO	CLS																																																														
CILINDRICO	x FE																																																														
x RASTREMATO	PVC																																																														
CONICO	LEGNO																																																														
<b>POSA</b>																																																															
POZZ.	SCATOLA																																																														
CLS	PVC																																																														
FE	FE																																																														
PVC	INCASSO																																																														
	ESTERNA																																																														
<b>DIMENSIONI</b>																																																															
H.	5 m																																																														
L.																																																															
AcZn																																																															
x VERN.	nero																																																														
<table border="1"> <tr><td colspan="2"><b>IDENTIFICAZIONE</b></td></tr> <tr><td colspan="2">COORD. GPS</td></tr> <tr><td>MARCA</td><td></td></tr> <tr><td>TIPO</td><td></td></tr> <tr><td>QUADRO</td><td></td></tr> <tr><td colspan="2">Note: doppio</td></tr> </table>	<b>IDENTIFICAZIONE</b>		COORD. GPS		MARCA		TIPO		QUADRO		Note: doppio		<table border="1"> <tr><td colspan="2"><b>CARATT.ELETTRICHE</b></td></tr> <tr><td>IP</td><td></td></tr> <tr><td>CLASSE</td><td>1</td></tr> <tr><td>CUT OFF</td><td></td></tr> <tr><td>SEMI CUT OFF</td><td></td></tr> <tr><td>LINEA</td><td></td></tr> <tr><td>SEZ.</td><td></td></tr> <tr><td>x PE</td><td></td></tr> </table>	<b>CARATT.ELETTRICHE</b>		IP		CLASSE	1	CUT OFF		SEMI CUT OFF		LINEA		SEZ.		x PE		<table border="1"> <tr><td colspan="2"><b>POSIZIONE</b></td></tr> <tr><td>x SEDE STRADALE</td><td></td></tr> <tr><td>BANCHINA</td><td></td></tr> <tr><td>MARCIAPIEDE</td><td></td></tr> <tr><td>ALTRO</td><td></td></tr> <tr><td colspan="2">Note:</td></tr> </table>	<b>POSIZIONE</b>		x SEDE STRADALE		BANCHINA		MARCIAPIEDE		ALTRO		Note:		<table border="1"> <tr><td colspan="2"><b>CONDIZIONI</b></td></tr> <tr><td colspan="2"><b>SOSTEGNO</b></td></tr> <tr><td>☐</td><td>- ☐</td></tr> <tr><td></td><td>x</td></tr> <tr><td colspan="2"><b>DIFFUSORE</b></td></tr> <tr><td>☐</td><td>- ☐</td></tr> <tr><td></td><td>x</td></tr> <tr><td colspan="2"><b>GENERALE</b></td></tr> <tr><td>☐</td><td>- ☐</td></tr> <tr><td></td><td>x</td></tr> </table>	<b>CONDIZIONI</b>		<b>SOSTEGNO</b>		☐	- ☐		x	<b>DIFFUSORE</b>		☐	- ☐		x	<b>GENERALE</b>		☐	- ☐		x
<b>IDENTIFICAZIONE</b>																																																															
COORD. GPS																																																															
MARCA																																																															
TIPO																																																															
QUADRO																																																															
Note: doppio																																																															
<b>CARATT.ELETTRICHE</b>																																																															
IP																																																															
CLASSE	1																																																														
CUT OFF																																																															
SEMI CUT OFF																																																															
LINEA																																																															
SEZ.																																																															
x PE																																																															
<b>POSIZIONE</b>																																																															
x SEDE STRADALE																																																															
BANCHINA																																																															
MARCIAPIEDE																																																															
ALTRO																																																															
Note:																																																															
<b>CONDIZIONI</b>																																																															
<b>SOSTEGNO</b>																																																															
☐	- ☐																																																														
	x																																																														
<b>DIFFUSORE</b>																																																															
☐	- ☐																																																														
	x																																																														
<b>GENERALE</b>																																																															
☐	- ☐																																																														
	x																																																														

<b>00</b>	PIANO REGOLATORE DELL'ILLUMINAZIONE COMUNALE – PRIC – DEL COMUNE DI SCURELLE (TN)	<i>censimento</i>	
<b>SEZ</b>		Pag. 61 di 143	25_09_rel.doc




COD.	174	VIA Piazza																																																																	
	<b>CARATT.MECCANICHE</b>	<b>POSA</b>	<b>DIMENSIONI</b>																																																																
	<table border="1"> <tr><td><input type="checkbox"/></td><td>PALO</td><td></td><td>CLS</td></tr> <tr><td></td><td>CILINDRICO</td><td>x</td><td>FE</td></tr> <tr><td></td><td>RASTREMATO</td><td></td><td>PVC</td></tr> <tr><td></td><td>CONICO</td><td></td><td>LEGNO</td></tr> <tr><td>x</td><td>MENSOLA</td><td></td><td></td></tr> </table>	<input type="checkbox"/>	PALO		CLS		CILINDRICO	x	FE		RASTREMATO		PVC		CONICO		LEGNO	x	MENSOLA			<table border="1"> <tr><td><input type="checkbox"/></td><td>POZZ.</td><td>x</td><td>SCATOLA</td></tr> <tr><td></td><td>CLS</td><td>x</td><td>PVC</td></tr> <tr><td></td><td>FE</td><td></td><td>FE</td></tr> <tr><td></td><td>PVC</td><td>x</td><td>INCASSO</td></tr> <tr><td></td><td></td><td></td><td>ESTERNA</td></tr> </table>	<input type="checkbox"/>	POZZ.	x	SCATOLA		CLS	x	PVC		FE		FE		PVC	x	INCASSO				ESTERNA	<table border="1"> <tr><td><input type="checkbox"/></td><td>H.</td><td></td></tr> <tr><td></td><td>L.</td><td>50cm</td></tr> <tr><td></td><td>AcZn</td><td></td></tr> <tr><td>x</td><td>VERN.</td><td>nero</td></tr> </table>	<input type="checkbox"/>	H.			L.	50cm		AcZn		x	VERN.	nero												
<input type="checkbox"/>	PALO		CLS																																																																
	CILINDRICO	x	FE																																																																
	RASTREMATO		PVC																																																																
	CONICO		LEGNO																																																																
x	MENSOLA																																																																		
<input type="checkbox"/>	POZZ.	x	SCATOLA																																																																
	CLS	x	PVC																																																																
	FE		FE																																																																
	PVC	x	INCASSO																																																																
			ESTERNA																																																																
<input type="checkbox"/>	H.																																																																		
	L.	50cm																																																																	
	AcZn																																																																		
x	VERN.	nero																																																																	
<b>IDENTIFICAZIONE</b>	<b>CARATT.ELETTRICHE</b>	<b>POSIZIONE</b>	<b>CONDIZIONI</b>																																																																
<table border="1"> <tr><td colspan="2">COORD. GPS</td></tr> <tr><td>MARCA</td><td></td></tr> <tr><td>TIPO</td><td></td></tr> <tr><td>QUADRO</td><td></td></tr> </table> <p>Note:</p>	COORD. GPS		MARCA		TIPO		QUADRO		<table border="1"> <tr><td><input type="checkbox"/></td><td>IP</td><td></td></tr> <tr><td></td><td>CLASSE</td><td>1</td></tr> <tr><td></td><td>CUT OFF</td><td></td></tr> <tr><td></td><td>SEMI CUT OFF</td><td></td></tr> <tr><td></td><td>LINEA</td><td></td></tr> <tr><td></td><td>SEZ.</td><td></td></tr> <tr><td>x</td><td>PE</td><td></td></tr> </table>	<input type="checkbox"/>	IP			CLASSE	1		CUT OFF			SEMI CUT OFF			LINEA			SEZ.		x	PE		<table border="1"> <tr><td><input checked="" type="checkbox"/></td><td>SEDE STRADALE</td></tr> <tr><td></td><td>BANCHINA</td></tr> <tr><td></td><td>MARCIAPIEDE</td></tr> <tr><td></td><td>ALTRO</td></tr> </table> <p>Note:</p>	<input checked="" type="checkbox"/>	SEDE STRADALE		BANCHINA		MARCIAPIEDE		ALTRO	<table border="1"> <tr><td colspan="3">SOSTEGNO</td></tr> <tr><td><input type="checkbox"/></td><td>-</td><td><input type="checkbox"/></td></tr> <tr><td></td><td></td><td>x</td></tr> <tr><td colspan="3">DIFFUSORE</td></tr> <tr><td><input type="checkbox"/></td><td>-</td><td><input type="checkbox"/></td></tr> <tr><td></td><td></td><td>x</td></tr> <tr><td colspan="3">GENERALE</td></tr> <tr><td><input type="checkbox"/></td><td>-</td><td><input type="checkbox"/></td></tr> <tr><td></td><td></td><td>x</td></tr> </table>	SOSTEGNO			<input type="checkbox"/>	-	<input type="checkbox"/>			x	DIFFUSORE			<input type="checkbox"/>	-	<input type="checkbox"/>			x	GENERALE			<input type="checkbox"/>	-	<input type="checkbox"/>			x
COORD. GPS																																																																			
MARCA																																																																			
TIPO																																																																			
QUADRO																																																																			
<input type="checkbox"/>	IP																																																																		
	CLASSE	1																																																																	
	CUT OFF																																																																		
	SEMI CUT OFF																																																																		
	LINEA																																																																		
	SEZ.																																																																		
x	PE																																																																		
<input checked="" type="checkbox"/>	SEDE STRADALE																																																																		
	BANCHINA																																																																		
	MARCIAPIEDE																																																																		
	ALTRO																																																																		
SOSTEGNO																																																																			
<input type="checkbox"/>	-	<input type="checkbox"/>																																																																	
		x																																																																	
DIFFUSORE																																																																			
<input type="checkbox"/>	-	<input type="checkbox"/>																																																																	
		x																																																																	
GENERALE																																																																			
<input type="checkbox"/>	-	<input type="checkbox"/>																																																																	
		x																																																																	
COD.	175	VIA Piazza																																																																	
	<b>CARATT.MECCANICHE</b>	<b>POSA</b>	<b>DIMENSIONI</b>																																																																
	<table border="1"> <tr><td><input type="checkbox"/></td><td>PALO</td><td></td><td>CLS</td></tr> <tr><td></td><td>CILINDRICO</td><td>x</td><td>FE</td></tr> <tr><td></td><td>RASTREMATO</td><td></td><td>PVC</td></tr> <tr><td></td><td>CONICO</td><td></td><td>LEGNO</td></tr> <tr><td>x</td><td>MENSOLA</td><td></td><td></td></tr> </table>	<input type="checkbox"/>	PALO		CLS		CILINDRICO	x	FE		RASTREMATO		PVC		CONICO		LEGNO	x	MENSOLA			<table border="1"> <tr><td><input type="checkbox"/></td><td>POZZ.</td><td>x</td><td>SCATOLA</td></tr> <tr><td></td><td>CLS</td><td>x</td><td>PVC</td></tr> <tr><td></td><td>FE</td><td></td><td>FE</td></tr> <tr><td></td><td>PVC</td><td>x</td><td>INCASSO</td></tr> <tr><td></td><td></td><td></td><td>ESTERNA</td></tr> </table>	<input type="checkbox"/>	POZZ.	x	SCATOLA		CLS	x	PVC		FE		FE		PVC	x	INCASSO				ESTERNA	<table border="1"> <tr><td><input type="checkbox"/></td><td>H.</td><td></td></tr> <tr><td></td><td>L.</td><td>50cm</td></tr> <tr><td></td><td>AcZn</td><td></td></tr> <tr><td>x</td><td>VERN.</td><td>nero</td></tr> </table>	<input type="checkbox"/>	H.			L.	50cm		AcZn		x	VERN.	nero												
<input type="checkbox"/>	PALO		CLS																																																																
	CILINDRICO	x	FE																																																																
	RASTREMATO		PVC																																																																
	CONICO		LEGNO																																																																
x	MENSOLA																																																																		
<input type="checkbox"/>	POZZ.	x	SCATOLA																																																																
	CLS	x	PVC																																																																
	FE		FE																																																																
	PVC	x	INCASSO																																																																
			ESTERNA																																																																
<input type="checkbox"/>	H.																																																																		
	L.	50cm																																																																	
	AcZn																																																																		
x	VERN.	nero																																																																	
<b>IDENTIFICAZIONE</b>	<b>CARATT.ELETTRICHE</b>	<b>POSIZIONE</b>	<b>CONDIZIONI</b>																																																																
<table border="1"> <tr><td colspan="2">COORD. GPS</td></tr> <tr><td>MARCA</td><td></td></tr> <tr><td>TIPO</td><td></td></tr> <tr><td>QUADRO</td><td></td></tr> </table> <p>Note:</p>	COORD. GPS		MARCA		TIPO		QUADRO		<table border="1"> <tr><td><input type="checkbox"/></td><td>IP</td><td></td></tr> <tr><td></td><td>CLASSE</td><td>1</td></tr> <tr><td></td><td>CUT OFF</td><td></td></tr> <tr><td></td><td>SEMI CUT OFF</td><td></td></tr> <tr><td></td><td>LINEA</td><td></td></tr> <tr><td></td><td>SEZ.</td><td></td></tr> <tr><td>x</td><td>PE</td><td></td></tr> </table>	<input type="checkbox"/>	IP			CLASSE	1		CUT OFF			SEMI CUT OFF			LINEA			SEZ.		x	PE		<table border="1"> <tr><td><input checked="" type="checkbox"/></td><td>SEDE STRADALE</td></tr> <tr><td></td><td>BANCHINA</td></tr> <tr><td></td><td>MARCIAPIEDE</td></tr> <tr><td></td><td>ALTRO</td></tr> </table> <p>Note:</p>	<input checked="" type="checkbox"/>	SEDE STRADALE		BANCHINA		MARCIAPIEDE		ALTRO	<table border="1"> <tr><td colspan="3">SOSTEGNO</td></tr> <tr><td><input type="checkbox"/></td><td>-</td><td><input type="checkbox"/></td></tr> <tr><td></td><td></td><td>x</td></tr> <tr><td colspan="3">DIFFUSORE</td></tr> <tr><td><input type="checkbox"/></td><td>-</td><td><input type="checkbox"/></td></tr> <tr><td></td><td></td><td>x</td></tr> <tr><td colspan="3">GENERALE</td></tr> <tr><td><input type="checkbox"/></td><td>-</td><td><input type="checkbox"/></td></tr> <tr><td></td><td></td><td>x</td></tr> </table>	SOSTEGNO			<input type="checkbox"/>	-	<input type="checkbox"/>			x	DIFFUSORE			<input type="checkbox"/>	-	<input type="checkbox"/>			x	GENERALE			<input type="checkbox"/>	-	<input type="checkbox"/>			x
COORD. GPS																																																																			
MARCA																																																																			
TIPO																																																																			
QUADRO																																																																			
<input type="checkbox"/>	IP																																																																		
	CLASSE	1																																																																	
	CUT OFF																																																																		
	SEMI CUT OFF																																																																		
	LINEA																																																																		
	SEZ.																																																																		
x	PE																																																																		
<input checked="" type="checkbox"/>	SEDE STRADALE																																																																		
	BANCHINA																																																																		
	MARCIAPIEDE																																																																		
	ALTRO																																																																		
SOSTEGNO																																																																			
<input type="checkbox"/>	-	<input type="checkbox"/>																																																																	
		x																																																																	
DIFFUSORE																																																																			
<input type="checkbox"/>	-	<input type="checkbox"/>																																																																	
		x																																																																	
GENERALE																																																																			
<input type="checkbox"/>	-	<input type="checkbox"/>																																																																	
		x																																																																	
COD.	C01-C04	VIA Campi sportivo																																																																	
	<b>CARATT.MECCANICHE</b>	<b>POSA</b>	<b>DIMENSIONI</b>																																																																
	<table border="1"> <tr><td><input type="checkbox"/></td><td>PALO</td><td></td><td>CLS</td></tr> <tr><td></td><td>CILINDRICO</td><td>x</td><td>FE</td></tr> <tr><td>x</td><td>RASTREMATO</td><td></td><td>PVC</td></tr> <tr><td></td><td>CONICO</td><td></td><td>LEGNO</td></tr> </table>	<input type="checkbox"/>	PALO		CLS		CILINDRICO	x	FE	x	RASTREMATO		PVC		CONICO		LEGNO	<table border="1"> <tr><td><input checked="" type="checkbox"/></td><td>POZZ.</td><td></td><td>SCATOLA</td></tr> <tr><td></td><td>CLS</td><td></td><td>PVC</td></tr> <tr><td>x</td><td>FE</td><td></td><td>FE</td></tr> <tr><td></td><td>PVC</td><td></td><td>INCASSO</td></tr> <tr><td></td><td></td><td></td><td>ESTERNA</td></tr> </table>	<input checked="" type="checkbox"/>	POZZ.		SCATOLA		CLS		PVC	x	FE		FE		PVC		INCASSO				ESTERNA	<table border="1"> <tr><td><input type="checkbox"/></td><td>H.</td><td>10m</td></tr> <tr><td></td><td>L.</td><td></td></tr> <tr><td></td><td>AcZn</td><td></td></tr> <tr><td>x</td><td>VERN.</td><td>nero</td></tr> </table>	<input type="checkbox"/>	H.	10m		L.			AcZn		x	VERN.	nero																
<input type="checkbox"/>	PALO		CLS																																																																
	CILINDRICO	x	FE																																																																
x	RASTREMATO		PVC																																																																
	CONICO		LEGNO																																																																
<input checked="" type="checkbox"/>	POZZ.		SCATOLA																																																																
	CLS		PVC																																																																
x	FE		FE																																																																
	PVC		INCASSO																																																																
			ESTERNA																																																																
<input type="checkbox"/>	H.	10m																																																																	
	L.																																																																		
	AcZn																																																																		
x	VERN.	nero																																																																	
<b>IDENTIFICAZIONE</b>	<b>CARATT.ELETTRICHE</b>	<b>POSIZIONE</b>	<b>CONDIZIONI</b>																																																																
<table border="1"> <tr><td colspan="2">COORD. GPS</td></tr> <tr><td>MARCA</td><td></td></tr> <tr><td>TIPO</td><td></td></tr> <tr><td>QUADRO</td><td></td></tr> </table> <p>Note: 2 proiettori su ogni palo</p>	COORD. GPS		MARCA		TIPO		QUADRO		<table border="1"> <tr><td><input type="checkbox"/></td><td>IP</td><td></td></tr> <tr><td></td><td>CLASSE</td><td>1</td></tr> <tr><td></td><td>CUT OFF</td><td></td></tr> <tr><td></td><td>SEMI CUT OFF</td><td></td></tr> <tr><td></td><td>LINEA</td><td></td></tr> <tr><td></td><td>SEZ.</td><td></td></tr> <tr><td>x</td><td>PE</td><td></td></tr> </table>	<input type="checkbox"/>	IP			CLASSE	1		CUT OFF			SEMI CUT OFF			LINEA			SEZ.		x	PE		<table border="1"> <tr><td></td><td>SEDE STRADALE</td></tr> <tr><td></td><td>BANCHINA</td></tr> <tr><td></td><td>MARCIAPIEDE</td></tr> <tr><td></td><td>ALTRO:campo da calcio</td></tr> </table> <p>Note:</p>		SEDE STRADALE		BANCHINA		MARCIAPIEDE		ALTRO:campo da calcio	<table border="1"> <tr><td colspan="3">SOSTEGNO</td></tr> <tr><td><input type="checkbox"/></td><td>-</td><td><input type="checkbox"/></td></tr> <tr><td></td><td></td><td>x</td></tr> <tr><td colspan="3">DIFFUSORE</td></tr> <tr><td><input type="checkbox"/></td><td>-</td><td><input type="checkbox"/></td></tr> <tr><td></td><td></td><td>x</td></tr> <tr><td colspan="3">GENERALE</td></tr> <tr><td><input type="checkbox"/></td><td>-</td><td><input type="checkbox"/></td></tr> <tr><td></td><td></td><td>x</td></tr> </table>	SOSTEGNO			<input type="checkbox"/>	-	<input type="checkbox"/>			x	DIFFUSORE			<input type="checkbox"/>	-	<input type="checkbox"/>			x	GENERALE			<input type="checkbox"/>	-	<input type="checkbox"/>			x
COORD. GPS																																																																			
MARCA																																																																			
TIPO																																																																			
QUADRO																																																																			
<input type="checkbox"/>	IP																																																																		
	CLASSE	1																																																																	
	CUT OFF																																																																		
	SEMI CUT OFF																																																																		
	LINEA																																																																		
	SEZ.																																																																		
x	PE																																																																		
	SEDE STRADALE																																																																		
	BANCHINA																																																																		
	MARCIAPIEDE																																																																		
	ALTRO:campo da calcio																																																																		
SOSTEGNO																																																																			
<input type="checkbox"/>	-	<input type="checkbox"/>																																																																	
		x																																																																	
DIFFUSORE																																																																			
<input type="checkbox"/>	-	<input type="checkbox"/>																																																																	
		x																																																																	
GENERALE																																																																			
<input type="checkbox"/>	-	<input type="checkbox"/>																																																																	
		x																																																																	

<b>00</b>	PIANO REGOLATORE DELL'ILLUMINAZIONE COMUNALE – PRIC – DEL COMUNE DI SCURELLE (TN)	<i>censimento</i>	
<b>SEZ</b>		Pag. 62 di 143	25_09_rel.doc




COD.	C05-C08	VIA <b>Campi sportivo</b>																																																																	
	<b>CARATT.MECCANICHE</b>	<b>POSA</b>	<b>DIMENSIONI</b>																																																																
	<table border="1"> <tr><td><input type="checkbox"/></td><td>PALO</td><td><input type="checkbox"/></td><td>CLS</td></tr> <tr><td><input type="checkbox"/></td><td>CILINDRICO</td><td><input checked="" type="checkbox"/></td><td>FE</td></tr> <tr><td><input checked="" type="checkbox"/></td><td>RASTREMATO</td><td><input type="checkbox"/></td><td>PVC</td></tr> <tr><td><input type="checkbox"/></td><td>CONICO</td><td><input type="checkbox"/></td><td>LEGNO</td></tr> </table>	<input type="checkbox"/>	PALO	<input type="checkbox"/>	CLS	<input type="checkbox"/>	CILINDRICO	<input checked="" type="checkbox"/>	FE	<input checked="" type="checkbox"/>	RASTREMATO	<input type="checkbox"/>	PVC	<input type="checkbox"/>	CONICO	<input type="checkbox"/>	LEGNO	<table border="1"> <tr><td><input checked="" type="checkbox"/></td><td>POZZ.</td><td><input type="checkbox"/></td><td>SCATOLA</td></tr> <tr><td><input checked="" type="checkbox"/></td><td>CLS</td><td><input type="checkbox"/></td><td>PVC</td></tr> <tr><td><input type="checkbox"/></td><td>FE</td><td><input type="checkbox"/></td><td>FE</td></tr> <tr><td><input type="checkbox"/></td><td>PVC</td><td><input type="checkbox"/></td><td>INCASSO</td></tr> <tr><td><input type="checkbox"/></td><td></td><td><input type="checkbox"/></td><td>ESTERNA</td></tr> </table>	<input checked="" type="checkbox"/>	POZZ.	<input type="checkbox"/>	SCATOLA	<input checked="" type="checkbox"/>	CLS	<input type="checkbox"/>	PVC	<input type="checkbox"/>	FE	<input type="checkbox"/>	FE	<input type="checkbox"/>	PVC	<input type="checkbox"/>	INCASSO	<input type="checkbox"/>		<input type="checkbox"/>	ESTERNA	<table border="1"> <tr><td><input type="checkbox"/></td><td>H.</td><td>12m</td></tr> <tr><td><input type="checkbox"/></td><td>L.</td><td></td></tr> <tr><td><input type="checkbox"/></td><td>AcZn</td><td></td></tr> <tr><td><input checked="" type="checkbox"/></td><td>VERN.</td><td>nero</td></tr> </table>	<input type="checkbox"/>	H.	12m	<input type="checkbox"/>	L.		<input type="checkbox"/>	AcZn		<input checked="" type="checkbox"/>	VERN.	nero																
<input type="checkbox"/>	PALO	<input type="checkbox"/>	CLS																																																																
<input type="checkbox"/>	CILINDRICO	<input checked="" type="checkbox"/>	FE																																																																
<input checked="" type="checkbox"/>	RASTREMATO	<input type="checkbox"/>	PVC																																																																
<input type="checkbox"/>	CONICO	<input type="checkbox"/>	LEGNO																																																																
<input checked="" type="checkbox"/>	POZZ.	<input type="checkbox"/>	SCATOLA																																																																
<input checked="" type="checkbox"/>	CLS	<input type="checkbox"/>	PVC																																																																
<input type="checkbox"/>	FE	<input type="checkbox"/>	FE																																																																
<input type="checkbox"/>	PVC	<input type="checkbox"/>	INCASSO																																																																
<input type="checkbox"/>		<input type="checkbox"/>	ESTERNA																																																																
<input type="checkbox"/>	H.	12m																																																																	
<input type="checkbox"/>	L.																																																																		
<input type="checkbox"/>	AcZn																																																																		
<input checked="" type="checkbox"/>	VERN.	nero																																																																	
<b>IDENTIFICAZIONE</b>	<b>CARATT.ELETTRICHE</b>	<b>POSIZIONE</b>	<b>CONDIZIONI</b>																																																																
<table border="1"> <tr><td colspan="2">COORD. GPS</td></tr> <tr><td>MARCA</td><td></td></tr> <tr><td>TIPO</td><td></td></tr> <tr><td>QUADRO</td><td></td></tr> </table> <p>Note: C05 e C06 7 proiettori C07 e C08 6 proiettori Scala alla marinara</p>	COORD. GPS		MARCA		TIPO		QUADRO		<table border="1"> <tr><td><input type="checkbox"/></td><td>IP</td><td></td></tr> <tr><td><input type="checkbox"/></td><td>CLASSE</td><td>1</td></tr> <tr><td><input type="checkbox"/></td><td>CUT OFF</td><td></td></tr> <tr><td><input type="checkbox"/></td><td>SEMI CUT OFF</td><td></td></tr> <tr><td><input type="checkbox"/></td><td>LINEA</td><td></td></tr> <tr><td><input type="checkbox"/></td><td>SEZ.</td><td></td></tr> <tr><td><input checked="" type="checkbox"/></td><td>PE</td><td></td></tr> </table>	<input type="checkbox"/>	IP		<input type="checkbox"/>	CLASSE	1	<input type="checkbox"/>	CUT OFF		<input type="checkbox"/>	SEMI CUT OFF		<input type="checkbox"/>	LINEA		<input type="checkbox"/>	SEZ.		<input checked="" type="checkbox"/>	PE		<table border="1"> <tr><td><input type="checkbox"/></td><td>SEDE STRADALE</td></tr> <tr><td><input type="checkbox"/></td><td>BANCHINA</td></tr> <tr><td><input type="checkbox"/></td><td>MARCIAPIEDE</td></tr> <tr><td><input type="checkbox"/></td><td>ALTRO:campo da calcio</td></tr> </table> <p>Note:</p>	<input type="checkbox"/>	SEDE STRADALE	<input type="checkbox"/>	BANCHINA	<input type="checkbox"/>	MARCIAPIEDE	<input type="checkbox"/>	ALTRO:campo da calcio	<table border="1"> <tr><td colspan="3">SOSTEGNO</td></tr> <tr><td><input type="checkbox"/></td><td>-</td><td><input type="checkbox"/></td></tr> <tr><td><input type="checkbox"/></td><td></td><td><input checked="" type="checkbox"/></td></tr> <tr><td colspan="3">DIFFUSORE</td></tr> <tr><td><input type="checkbox"/></td><td>-</td><td><input type="checkbox"/></td></tr> <tr><td><input type="checkbox"/></td><td></td><td><input checked="" type="checkbox"/></td></tr> <tr><td colspan="3">GENERALE</td></tr> <tr><td><input type="checkbox"/></td><td>-</td><td><input type="checkbox"/></td></tr> <tr><td><input type="checkbox"/></td><td></td><td><input checked="" type="checkbox"/></td></tr> </table>	SOSTEGNO			<input type="checkbox"/>	-	<input type="checkbox"/>	<input type="checkbox"/>		<input checked="" type="checkbox"/>	DIFFUSORE			<input type="checkbox"/>	-	<input type="checkbox"/>	<input type="checkbox"/>		<input checked="" type="checkbox"/>	GENERALE			<input type="checkbox"/>	-	<input type="checkbox"/>	<input type="checkbox"/>		<input checked="" type="checkbox"/>
COORD. GPS																																																																			
MARCA																																																																			
TIPO																																																																			
QUADRO																																																																			
<input type="checkbox"/>	IP																																																																		
<input type="checkbox"/>	CLASSE	1																																																																	
<input type="checkbox"/>	CUT OFF																																																																		
<input type="checkbox"/>	SEMI CUT OFF																																																																		
<input type="checkbox"/>	LINEA																																																																		
<input type="checkbox"/>	SEZ.																																																																		
<input checked="" type="checkbox"/>	PE																																																																		
<input type="checkbox"/>	SEDE STRADALE																																																																		
<input type="checkbox"/>	BANCHINA																																																																		
<input type="checkbox"/>	MARCIAPIEDE																																																																		
<input type="checkbox"/>	ALTRO:campo da calcio																																																																		
SOSTEGNO																																																																			
<input type="checkbox"/>	-	<input type="checkbox"/>																																																																	
<input type="checkbox"/>		<input checked="" type="checkbox"/>																																																																	
DIFFUSORE																																																																			
<input type="checkbox"/>	-	<input type="checkbox"/>																																																																	
<input type="checkbox"/>		<input checked="" type="checkbox"/>																																																																	
GENERALE																																																																			
<input type="checkbox"/>	-	<input type="checkbox"/>																																																																	
<input type="checkbox"/>		<input checked="" type="checkbox"/>																																																																	
COD.	C09-C14	VIA <b>Campi sportivo</b>																																																																	
	<b>CARATT.MECCANICHE</b>	<b>POSA</b>	<b>DIMENSIONI</b>																																																																
	<table border="1"> <tr><td><input type="checkbox"/></td><td>PALO</td><td><input type="checkbox"/></td><td>CLS</td></tr> <tr><td><input type="checkbox"/></td><td>CILINDRICO</td><td><input checked="" type="checkbox"/></td><td>FE</td></tr> <tr><td><input checked="" type="checkbox"/></td><td>RASTREMATO</td><td><input type="checkbox"/></td><td>PVC</td></tr> <tr><td><input type="checkbox"/></td><td>CONICO</td><td><input type="checkbox"/></td><td>LEGNO</td></tr> </table>	<input type="checkbox"/>	PALO	<input type="checkbox"/>	CLS	<input type="checkbox"/>	CILINDRICO	<input checked="" type="checkbox"/>	FE	<input checked="" type="checkbox"/>	RASTREMATO	<input type="checkbox"/>	PVC	<input type="checkbox"/>	CONICO	<input type="checkbox"/>	LEGNO	<table border="1"> <tr><td><input checked="" type="checkbox"/></td><td>POZZ.</td><td><input type="checkbox"/></td><td>SCATOLA</td></tr> <tr><td><input checked="" type="checkbox"/></td><td>CLS</td><td><input type="checkbox"/></td><td>PVC</td></tr> <tr><td><input type="checkbox"/></td><td>FE</td><td><input type="checkbox"/></td><td>FE</td></tr> <tr><td><input type="checkbox"/></td><td>PVC</td><td><input type="checkbox"/></td><td>INCASSO</td></tr> <tr><td><input type="checkbox"/></td><td></td><td><input type="checkbox"/></td><td>ESTERNA</td></tr> </table>	<input checked="" type="checkbox"/>	POZZ.	<input type="checkbox"/>	SCATOLA	<input checked="" type="checkbox"/>	CLS	<input type="checkbox"/>	PVC	<input type="checkbox"/>	FE	<input type="checkbox"/>	FE	<input type="checkbox"/>	PVC	<input type="checkbox"/>	INCASSO	<input type="checkbox"/>		<input type="checkbox"/>	ESTERNA	<table border="1"> <tr><td><input type="checkbox"/></td><td>H.</td><td>11m</td></tr> <tr><td><input type="checkbox"/></td><td>L.</td><td></td></tr> <tr><td><input type="checkbox"/></td><td>AcZn</td><td></td></tr> <tr><td><input checked="" type="checkbox"/></td><td>VERN.</td><td></td></tr> </table>	<input type="checkbox"/>	H.	11m	<input type="checkbox"/>	L.		<input type="checkbox"/>	AcZn		<input checked="" type="checkbox"/>	VERN.																	
<input type="checkbox"/>	PALO	<input type="checkbox"/>	CLS																																																																
<input type="checkbox"/>	CILINDRICO	<input checked="" type="checkbox"/>	FE																																																																
<input checked="" type="checkbox"/>	RASTREMATO	<input type="checkbox"/>	PVC																																																																
<input type="checkbox"/>	CONICO	<input type="checkbox"/>	LEGNO																																																																
<input checked="" type="checkbox"/>	POZZ.	<input type="checkbox"/>	SCATOLA																																																																
<input checked="" type="checkbox"/>	CLS	<input type="checkbox"/>	PVC																																																																
<input type="checkbox"/>	FE	<input type="checkbox"/>	FE																																																																
<input type="checkbox"/>	PVC	<input type="checkbox"/>	INCASSO																																																																
<input type="checkbox"/>		<input type="checkbox"/>	ESTERNA																																																																
<input type="checkbox"/>	H.	11m																																																																	
<input type="checkbox"/>	L.																																																																		
<input type="checkbox"/>	AcZn																																																																		
<input checked="" type="checkbox"/>	VERN.																																																																		
<b>IDENTIFICAZIONE</b>	<b>CARATT.ELETTRICHE</b>	<b>POSIZIONE</b>	<b>CONDIZIONI</b>																																																																
<table border="1"> <tr><td colspan="2">COORD. GPS</td></tr> <tr><td>MARCA</td><td></td></tr> <tr><td>TIPO</td><td></td></tr> <tr><td>QUADRO</td><td></td></tr> </table> <p>Note: 2 proiettori su ogni palo</p>	COORD. GPS		MARCA		TIPO		QUADRO		<table border="1"> <tr><td><input type="checkbox"/></td><td>IP</td><td></td></tr> <tr><td><input type="checkbox"/></td><td>CLASSE</td><td>1</td></tr> <tr><td><input type="checkbox"/></td><td>CUT OFF</td><td></td></tr> <tr><td><input type="checkbox"/></td><td>SEMI CUT OFF</td><td></td></tr> <tr><td><input type="checkbox"/></td><td>LINEA</td><td></td></tr> <tr><td><input type="checkbox"/></td><td>SEZ.</td><td></td></tr> <tr><td><input checked="" type="checkbox"/></td><td>PE</td><td></td></tr> </table>	<input type="checkbox"/>	IP		<input type="checkbox"/>	CLASSE	1	<input type="checkbox"/>	CUT OFF		<input type="checkbox"/>	SEMI CUT OFF		<input type="checkbox"/>	LINEA		<input type="checkbox"/>	SEZ.		<input checked="" type="checkbox"/>	PE		<table border="1"> <tr><td><input type="checkbox"/></td><td>SEDE STRADALE</td></tr> <tr><td><input type="checkbox"/></td><td>BANCHINA</td></tr> <tr><td><input type="checkbox"/></td><td>MARCIAPIEDE</td></tr> <tr><td><input type="checkbox"/></td><td>ALTRO:campo da calcio</td></tr> </table> <p>Note: obsoleti</p>	<input type="checkbox"/>	SEDE STRADALE	<input type="checkbox"/>	BANCHINA	<input type="checkbox"/>	MARCIAPIEDE	<input type="checkbox"/>	ALTRO:campo da calcio	<table border="1"> <tr><td colspan="3">SOSTEGNO</td></tr> <tr><td><input type="checkbox"/></td><td>-</td><td><input type="checkbox"/></td></tr> <tr><td><input type="checkbox"/></td><td></td><td><input checked="" type="checkbox"/></td></tr> <tr><td colspan="3">DIFFUSORE</td></tr> <tr><td><input type="checkbox"/></td><td>-</td><td><input type="checkbox"/></td></tr> <tr><td><input type="checkbox"/></td><td></td><td><input checked="" type="checkbox"/></td></tr> <tr><td colspan="3">GENERALE</td></tr> <tr><td><input type="checkbox"/></td><td>-</td><td><input type="checkbox"/></td></tr> <tr><td><input type="checkbox"/></td><td></td><td><input checked="" type="checkbox"/></td></tr> </table>	SOSTEGNO			<input type="checkbox"/>	-	<input type="checkbox"/>	<input type="checkbox"/>		<input checked="" type="checkbox"/>	DIFFUSORE			<input type="checkbox"/>	-	<input type="checkbox"/>	<input type="checkbox"/>		<input checked="" type="checkbox"/>	GENERALE			<input type="checkbox"/>	-	<input type="checkbox"/>	<input type="checkbox"/>		<input checked="" type="checkbox"/>
COORD. GPS																																																																			
MARCA																																																																			
TIPO																																																																			
QUADRO																																																																			
<input type="checkbox"/>	IP																																																																		
<input type="checkbox"/>	CLASSE	1																																																																	
<input type="checkbox"/>	CUT OFF																																																																		
<input type="checkbox"/>	SEMI CUT OFF																																																																		
<input type="checkbox"/>	LINEA																																																																		
<input type="checkbox"/>	SEZ.																																																																		
<input checked="" type="checkbox"/>	PE																																																																		
<input type="checkbox"/>	SEDE STRADALE																																																																		
<input type="checkbox"/>	BANCHINA																																																																		
<input type="checkbox"/>	MARCIAPIEDE																																																																		
<input type="checkbox"/>	ALTRO:campo da calcio																																																																		
SOSTEGNO																																																																			
<input type="checkbox"/>	-	<input type="checkbox"/>																																																																	
<input type="checkbox"/>		<input checked="" type="checkbox"/>																																																																	
DIFFUSORE																																																																			
<input type="checkbox"/>	-	<input type="checkbox"/>																																																																	
<input type="checkbox"/>		<input checked="" type="checkbox"/>																																																																	
GENERALE																																																																			
<input type="checkbox"/>	-	<input type="checkbox"/>																																																																	
<input type="checkbox"/>		<input checked="" type="checkbox"/>																																																																	
COD.	176	VIA																																																																	
	<b>CARATT.MECCANICHE</b>	<b>POSA</b>	<b>DIMENSIONI</b>																																																																
	<table border="1"> <tr><td><input type="checkbox"/></td><td>PALO</td><td><input type="checkbox"/></td><td>CLS</td></tr> <tr><td><input type="checkbox"/></td><td>CILINDRICO</td><td><input checked="" type="checkbox"/></td><td>FE</td></tr> <tr><td><input type="checkbox"/></td><td>RASTREMATO</td><td><input type="checkbox"/></td><td>PVC</td></tr> <tr><td><input type="checkbox"/></td><td>CONICO</td><td><input type="checkbox"/></td><td>LEGNO</td></tr> <tr><td><input checked="" type="checkbox"/></td><td>MENSOLA</td><td><input type="checkbox"/></td><td></td></tr> </table>	<input type="checkbox"/>	PALO	<input type="checkbox"/>	CLS	<input type="checkbox"/>	CILINDRICO	<input checked="" type="checkbox"/>	FE	<input type="checkbox"/>	RASTREMATO	<input type="checkbox"/>	PVC	<input type="checkbox"/>	CONICO	<input type="checkbox"/>	LEGNO	<input checked="" type="checkbox"/>	MENSOLA	<input type="checkbox"/>		<table border="1"> <tr><td><input checked="" type="checkbox"/></td><td>POZZ.</td><td><input checked="" type="checkbox"/></td><td>SCATOLA</td></tr> <tr><td><input type="checkbox"/></td><td>CLS</td><td><input checked="" type="checkbox"/></td><td>PVC</td></tr> <tr><td><input checked="" type="checkbox"/></td><td>FE</td><td><input type="checkbox"/></td><td>FE</td></tr> <tr><td><input type="checkbox"/></td><td>PVC</td><td><input checked="" type="checkbox"/></td><td>INCASSO</td></tr> <tr><td><input type="checkbox"/></td><td></td><td><input type="checkbox"/></td><td>ESTERNA</td></tr> </table>	<input checked="" type="checkbox"/>	POZZ.	<input checked="" type="checkbox"/>	SCATOLA	<input type="checkbox"/>	CLS	<input checked="" type="checkbox"/>	PVC	<input checked="" type="checkbox"/>	FE	<input type="checkbox"/>	FE	<input type="checkbox"/>	PVC	<input checked="" type="checkbox"/>	INCASSO	<input type="checkbox"/>		<input type="checkbox"/>	ESTERNA	<table border="1"> <tr><td><input type="checkbox"/></td><td>H.</td><td></td></tr> <tr><td><input type="checkbox"/></td><td>L.</td><td>50cm</td></tr> <tr><td><input type="checkbox"/></td><td>AcZn</td><td></td></tr> <tr><td><input checked="" type="checkbox"/></td><td>VERN.</td><td>nero</td></tr> </table>	<input type="checkbox"/>	H.		<input type="checkbox"/>	L.	50cm	<input type="checkbox"/>	AcZn		<input checked="" type="checkbox"/>	VERN.	nero												
<input type="checkbox"/>	PALO	<input type="checkbox"/>	CLS																																																																
<input type="checkbox"/>	CILINDRICO	<input checked="" type="checkbox"/>	FE																																																																
<input type="checkbox"/>	RASTREMATO	<input type="checkbox"/>	PVC																																																																
<input type="checkbox"/>	CONICO	<input type="checkbox"/>	LEGNO																																																																
<input checked="" type="checkbox"/>	MENSOLA	<input type="checkbox"/>																																																																	
<input checked="" type="checkbox"/>	POZZ.	<input checked="" type="checkbox"/>	SCATOLA																																																																
<input type="checkbox"/>	CLS	<input checked="" type="checkbox"/>	PVC																																																																
<input checked="" type="checkbox"/>	FE	<input type="checkbox"/>	FE																																																																
<input type="checkbox"/>	PVC	<input checked="" type="checkbox"/>	INCASSO																																																																
<input type="checkbox"/>		<input type="checkbox"/>	ESTERNA																																																																
<input type="checkbox"/>	H.																																																																		
<input type="checkbox"/>	L.	50cm																																																																	
<input type="checkbox"/>	AcZn																																																																		
<input checked="" type="checkbox"/>	VERN.	nero																																																																	
<b>IDENTIFICAZIONE</b>	<b>CARATT.ELETTRICHE</b>	<b>POSIZIONE</b>	<b>CONDIZIONI</b>																																																																
<table border="1"> <tr><td colspan="2">COORD. GPS</td></tr> <tr><td>MARCA</td><td></td></tr> <tr><td>TIPO</td><td></td></tr> <tr><td>QUADRO</td><td></td></tr> </table> <p>Note:</p>	COORD. GPS		MARCA		TIPO		QUADRO		<table border="1"> <tr><td><input type="checkbox"/></td><td>IP</td><td></td></tr> <tr><td><input type="checkbox"/></td><td>CLASSE</td><td>1</td></tr> <tr><td><input type="checkbox"/></td><td>CUT OFF</td><td></td></tr> <tr><td><input type="checkbox"/></td><td>SEMI CUT OFF</td><td></td></tr> <tr><td><input type="checkbox"/></td><td>LINEA</td><td>FG7</td></tr> <tr><td><input type="checkbox"/></td><td>SEZ.</td><td>2x1x4</td></tr> <tr><td><input checked="" type="checkbox"/></td><td>PE</td><td>1X6</td></tr> </table>	<input type="checkbox"/>	IP		<input type="checkbox"/>	CLASSE	1	<input type="checkbox"/>	CUT OFF		<input type="checkbox"/>	SEMI CUT OFF		<input type="checkbox"/>	LINEA	FG7	<input type="checkbox"/>	SEZ.	2x1x4	<input checked="" type="checkbox"/>	PE	1X6	<table border="1"> <tr><td><input checked="" type="checkbox"/></td><td>SEDE STRADALE</td></tr> <tr><td><input type="checkbox"/></td><td>BANCHINA</td></tr> <tr><td><input type="checkbox"/></td><td>MARCIAPIEDE</td></tr> <tr><td><input type="checkbox"/></td><td>ALTRO</td></tr> </table> <p>Note: Presenza stagna per luminarie</p>	<input checked="" type="checkbox"/>	SEDE STRADALE	<input type="checkbox"/>	BANCHINA	<input type="checkbox"/>	MARCIAPIEDE	<input type="checkbox"/>	ALTRO	<table border="1"> <tr><td colspan="3">SOSTEGNO</td></tr> <tr><td><input type="checkbox"/></td><td>-</td><td><input type="checkbox"/></td></tr> <tr><td><input type="checkbox"/></td><td></td><td><input checked="" type="checkbox"/></td></tr> <tr><td colspan="3">DIFFUSORE</td></tr> <tr><td><input type="checkbox"/></td><td>-</td><td><input type="checkbox"/></td></tr> <tr><td><input type="checkbox"/></td><td></td><td><input checked="" type="checkbox"/></td></tr> <tr><td colspan="3">GENERALE</td></tr> <tr><td><input type="checkbox"/></td><td>-</td><td><input type="checkbox"/></td></tr> <tr><td><input type="checkbox"/></td><td></td><td><input checked="" type="checkbox"/></td></tr> </table>	SOSTEGNO			<input type="checkbox"/>	-	<input type="checkbox"/>	<input type="checkbox"/>		<input checked="" type="checkbox"/>	DIFFUSORE			<input type="checkbox"/>	-	<input type="checkbox"/>	<input type="checkbox"/>		<input checked="" type="checkbox"/>	GENERALE			<input type="checkbox"/>	-	<input type="checkbox"/>	<input type="checkbox"/>		<input checked="" type="checkbox"/>
COORD. GPS																																																																			
MARCA																																																																			
TIPO																																																																			
QUADRO																																																																			
<input type="checkbox"/>	IP																																																																		
<input type="checkbox"/>	CLASSE	1																																																																	
<input type="checkbox"/>	CUT OFF																																																																		
<input type="checkbox"/>	SEMI CUT OFF																																																																		
<input type="checkbox"/>	LINEA	FG7																																																																	
<input type="checkbox"/>	SEZ.	2x1x4																																																																	
<input checked="" type="checkbox"/>	PE	1X6																																																																	
<input checked="" type="checkbox"/>	SEDE STRADALE																																																																		
<input type="checkbox"/>	BANCHINA																																																																		
<input type="checkbox"/>	MARCIAPIEDE																																																																		
<input type="checkbox"/>	ALTRO																																																																		
SOSTEGNO																																																																			
<input type="checkbox"/>	-	<input type="checkbox"/>																																																																	
<input type="checkbox"/>		<input checked="" type="checkbox"/>																																																																	
DIFFUSORE																																																																			
<input type="checkbox"/>	-	<input type="checkbox"/>																																																																	
<input type="checkbox"/>		<input checked="" type="checkbox"/>																																																																	
GENERALE																																																																			
<input type="checkbox"/>	-	<input type="checkbox"/>																																																																	
<input type="checkbox"/>		<input checked="" type="checkbox"/>																																																																	



<b>00</b>	PIANO REGOLATORE DELL'ILLUMINAZIONE COMUNALE – PRIC – DEL COMUNE DI SCURELLE (TN)	<i>censimento</i>	
<b>SEZ</b>		Pag. 63 di 143	25_09_rel.doc

COD.	177	VIA <b>Don Antonio Moschen</b>					
	<b>CARATT.MECCANICHE</b>			<b>POSA</b>		<b>DIMENSIONI</b>	
	<input type="checkbox"/> PALO	<input type="checkbox"/> CLS		<input checked="" type="checkbox"/> POZZ.	<input checked="" type="checkbox"/> SCATOLA	<input type="checkbox"/> H.	
	<input type="checkbox"/> CILINDRICO	<input checked="" type="checkbox"/> FE		<input type="checkbox"/> CLS	<input checked="" type="checkbox"/> PVC	<input type="checkbox"/> L.	50cm
	<input type="checkbox"/> RASTREMATO	<input type="checkbox"/> PVC		<input checked="" type="checkbox"/> FE	<input type="checkbox"/> FE	<input type="checkbox"/> AcZn	
	<input type="checkbox"/> CONICO	<input type="checkbox"/> LEGNO		<input type="checkbox"/> PVC	<input checked="" type="checkbox"/> INCASSO	<input checked="" type="checkbox"/> VERN.	nero
	<input checked="" type="checkbox"/> MENSOLA				<input type="checkbox"/> ESTERNA		
<b>IDENTIFICAZIONE</b>		<b>CARATT.ELETTRICHE</b>		<b>POSIZIONE</b>		<b>CONDIZIONI</b>	
COORD. GPS		<input type="checkbox"/> IP		<input checked="" type="checkbox"/> SEDE STRADALE		SOSTEGNO	
MARCA		<input type="checkbox"/> CLASSE	1	<input type="checkbox"/> BANCHINA		<input type="checkbox"/> -	<input type="checkbox"/>
TIPO		<input type="checkbox"/> CUT OFF		<input type="checkbox"/> MARCIAPIEDE			<input checked="" type="checkbox"/>
QUADRO		<input type="checkbox"/> SEMI CUT OFF		<input type="checkbox"/> ALTRO		DIFFUSORE	
Note:		<input type="checkbox"/> LINEA	FG7	Note:		<input type="checkbox"/> -	<input type="checkbox"/>
		<input type="checkbox"/> SEZ.	2x1x4	Presenza stagna per luminarie			<input checked="" type="checkbox"/>
		<input checked="" type="checkbox"/> PE	1X6			GENERALE	
						<input type="checkbox"/> -	<input type="checkbox"/>
							<input checked="" type="checkbox"/>
COD.	178	VIA <b>Don Antonio Moschen</b>					
	<b>CARATT.MECCANICHE</b>			<b>POSA</b>		<b>DIMENSIONI</b>	
	<input type="checkbox"/> PALO	<input type="checkbox"/> CLS		<input checked="" type="checkbox"/> POZZ.	<input checked="" type="checkbox"/> SCATOLA	<input type="checkbox"/> H.	
	<input type="checkbox"/> CILINDRICO	<input checked="" type="checkbox"/> FE		<input type="checkbox"/> CLS	<input checked="" type="checkbox"/> PVC	<input type="checkbox"/> L.	50cm
	<input type="checkbox"/> RASTREMATO	<input type="checkbox"/> PVC		<input checked="" type="checkbox"/> FE	<input type="checkbox"/> FE	<input type="checkbox"/> AcZn	
	<input type="checkbox"/> CONICO	<input type="checkbox"/> LEGNO		<input type="checkbox"/> PVC	<input checked="" type="checkbox"/> INCASSO	<input checked="" type="checkbox"/> VERN.	nero
	<input checked="" type="checkbox"/> MENSOLA				<input type="checkbox"/> ESTERNA		
<b>IDENTIFICAZIONE</b>		<b>CARATT.ELETTRICHE</b>		<b>POSIZIONE</b>		<b>CONDIZIONI</b>	
COORD. GPS		<input type="checkbox"/> IP		<input checked="" type="checkbox"/> SEDE STRADALE		SOSTEGNO	
MARCA		<input type="checkbox"/> CLASSE	1	<input type="checkbox"/> BANCHINA		<input type="checkbox"/> -	<input type="checkbox"/>
TIPO		<input type="checkbox"/> CUT OFF		<input type="checkbox"/> MARCIAPIEDE			<input checked="" type="checkbox"/>
QUADRO		<input type="checkbox"/> SEMI CUT OFF		<input type="checkbox"/> ALTRO		DIFFUSORE	
Note:		<input type="checkbox"/> LINEA	FG7	Note:		<input type="checkbox"/> -	<input type="checkbox"/>
		<input type="checkbox"/> SEZ.	2x1x4				<input checked="" type="checkbox"/>
		<input checked="" type="checkbox"/> PE	1X6			GENERALE	
						<input type="checkbox"/> -	<input type="checkbox"/>
							<input checked="" type="checkbox"/>
COD.	179	VIA <b>Don Antonio Moschen</b>					
	<b>CARATT.MECCANICHE</b>			<b>POSA</b>		<b>DIMENSIONI</b>	
	<input type="checkbox"/> PALO	<input type="checkbox"/> CLS		<input checked="" type="checkbox"/> POZZ.	<input checked="" type="checkbox"/> SCATOLA	<input type="checkbox"/> H.	
	<input type="checkbox"/> CILINDRICO	<input checked="" type="checkbox"/> FE		<input type="checkbox"/> CLS	<input checked="" type="checkbox"/> PVC	<input type="checkbox"/> L.	50cm
	<input type="checkbox"/> RASTREMATO	<input type="checkbox"/> PVC		<input checked="" type="checkbox"/> FE	<input type="checkbox"/> FE	<input type="checkbox"/> AcZn	
	<input type="checkbox"/> CONICO	<input type="checkbox"/> LEGNO		<input type="checkbox"/> PVC	<input checked="" type="checkbox"/> INCASSO	<input checked="" type="checkbox"/> VERN.	nero
	<input checked="" type="checkbox"/> MENSOLA				<input type="checkbox"/> ESTERNA		
<b>IDENTIFICAZIONE</b>		<b>CARATT.ELETTRICHE</b>		<b>POSIZIONE</b>		<b>CONDIZIONI</b>	
COORD. GPS		<input type="checkbox"/> IP		<input checked="" type="checkbox"/> SEDE STRADALE		SOSTEGNO	
MARCA		<input type="checkbox"/> CLASSE	1	<input type="checkbox"/> BANCHINA		<input type="checkbox"/> -	<input type="checkbox"/>
TIPO		<input type="checkbox"/> CUT OFF		<input type="checkbox"/> MARCIAPIEDE			<input checked="" type="checkbox"/>
QUADRO		<input type="checkbox"/> SEMI CUT OFF		<input type="checkbox"/> ALTRO		DIFFUSORE	
Note:		<input type="checkbox"/> LINEA	FG7	Note:		<input type="checkbox"/> -	<input type="checkbox"/>
		<input type="checkbox"/> SEZ.	2x1x4				<input checked="" type="checkbox"/>
		<input checked="" type="checkbox"/> PE	1X6			GENERALE	
						<input type="checkbox"/> -	<input type="checkbox"/>
							<input checked="" type="checkbox"/>


<b>00</b>	PIANO REGOLATORE DELL'ILLUMINAZIONE COMUNALE – PRIC – DEL COMUNE DI SCURELLE (TN)	<i>censimento</i>	
<b>SEZ</b>		Pag. 64 di 143	25_09_rel.doc

COD.	180	VIA <b>San Valentino</b>																																																																	
	<b>CARATT.MECCANICHE</b>	<b>POSA</b>	<b>DIMENSIONI</b>																																																																
	<table border="1"> <tr><td><input type="checkbox"/></td><td>PALO</td><td></td><td>CLS</td></tr> <tr><td></td><td>CILINDRICO</td><td><input checked="" type="checkbox"/></td><td>FE</td></tr> <tr><td></td><td>RASTREMATO</td><td></td><td>PVC</td></tr> <tr><td></td><td>CONICO</td><td></td><td>LEGNO</td></tr> <tr><td><input checked="" type="checkbox"/></td><td>MENSOLA</td><td></td><td></td></tr> </table>	<input type="checkbox"/>	PALO		CLS		CILINDRICO	<input checked="" type="checkbox"/>	FE		RASTREMATO		PVC		CONICO		LEGNO	<input checked="" type="checkbox"/>	MENSOLA			<table border="1"> <tr><td><input checked="" type="checkbox"/></td><td>POZZ.</td><td><input checked="" type="checkbox"/></td><td>SCATOLA</td></tr> <tr><td></td><td>CLS</td><td><input checked="" type="checkbox"/></td><td>PVC</td></tr> <tr><td><input checked="" type="checkbox"/></td><td>FE</td><td></td><td>FE</td></tr> <tr><td></td><td>PVC</td><td><input checked="" type="checkbox"/></td><td>INCASSO</td></tr> <tr><td></td><td></td><td></td><td>ESTERNA</td></tr> </table>	<input checked="" type="checkbox"/>	POZZ.	<input checked="" type="checkbox"/>	SCATOLA		CLS	<input checked="" type="checkbox"/>	PVC	<input checked="" type="checkbox"/>	FE		FE		PVC	<input checked="" type="checkbox"/>	INCASSO				ESTERNA	<table border="1"> <tr><td></td><td>H.</td><td></td></tr> <tr><td></td><td>L.</td><td>50cm</td></tr> <tr><td></td><td>AcZn</td><td></td></tr> <tr><td><input checked="" type="checkbox"/></td><td>VERN.</td><td>nero</td></tr> </table>		H.			L.	50cm		AcZn		<input checked="" type="checkbox"/>	VERN.	nero												
<input type="checkbox"/>	PALO		CLS																																																																
	CILINDRICO	<input checked="" type="checkbox"/>	FE																																																																
	RASTREMATO		PVC																																																																
	CONICO		LEGNO																																																																
<input checked="" type="checkbox"/>	MENSOLA																																																																		
<input checked="" type="checkbox"/>	POZZ.	<input checked="" type="checkbox"/>	SCATOLA																																																																
	CLS	<input checked="" type="checkbox"/>	PVC																																																																
<input checked="" type="checkbox"/>	FE		FE																																																																
	PVC	<input checked="" type="checkbox"/>	INCASSO																																																																
			ESTERNA																																																																
	H.																																																																		
	L.	50cm																																																																	
	AcZn																																																																		
<input checked="" type="checkbox"/>	VERN.	nero																																																																	
<b>IDENTIFICAZIONE</b>	<b>CARATT.ELETTRICHE</b>	<b>POSIZIONE</b>	<b>CONDIZIONI</b>																																																																
<table border="1"> <tr><td colspan="2">COORD. GPS</td></tr> <tr><td>MARCA</td><td></td></tr> <tr><td>TIPO</td><td></td></tr> <tr><td>QUADRO</td><td></td></tr> </table> <p>Note:</p>	COORD. GPS		MARCA		TIPO		QUADRO		<table border="1"> <tr><td><input type="checkbox"/></td><td>IP</td><td></td></tr> <tr><td></td><td>CLASSE</td><td>1</td></tr> <tr><td></td><td>CUT OFF</td><td></td></tr> <tr><td></td><td>SEMI CUT OFF</td><td></td></tr> <tr><td></td><td>LINEA</td><td>FG7</td></tr> <tr><td></td><td>SEZ.</td><td>4x1x6</td></tr> <tr><td><input checked="" type="checkbox"/></td><td>PE</td><td>1X6</td></tr> </table>	<input type="checkbox"/>	IP			CLASSE	1		CUT OFF			SEMI CUT OFF			LINEA	FG7		SEZ.	4x1x6	<input checked="" type="checkbox"/>	PE	1X6	<table border="1"> <tr><td><input checked="" type="checkbox"/></td><td>SEDE STRADALE</td></tr> <tr><td></td><td>BANCHINA</td></tr> <tr><td></td><td>MARCIAPIEDE</td></tr> <tr><td></td><td>ALTRO</td></tr> </table> <p>Note: Presenza stagna per luminarie</p>	<input checked="" type="checkbox"/>	SEDE STRADALE		BANCHINA		MARCIAPIEDE		ALTRO	<table border="1"> <tr><td colspan="3">SOSTEGNO</td></tr> <tr><td><input type="checkbox"/></td><td>-</td><td><input type="checkbox"/></td></tr> <tr><td></td><td></td><td><input checked="" type="checkbox"/></td></tr> <tr><td colspan="3">DIFFUSORE</td></tr> <tr><td><input type="checkbox"/></td><td>-</td><td><input type="checkbox"/></td></tr> <tr><td></td><td></td><td><input checked="" type="checkbox"/></td></tr> <tr><td colspan="3">GENERALE</td></tr> <tr><td><input type="checkbox"/></td><td>-</td><td><input type="checkbox"/></td></tr> <tr><td></td><td></td><td><input checked="" type="checkbox"/></td></tr> </table>	SOSTEGNO			<input type="checkbox"/>	-	<input type="checkbox"/>			<input checked="" type="checkbox"/>	DIFFUSORE			<input type="checkbox"/>	-	<input type="checkbox"/>			<input checked="" type="checkbox"/>	GENERALE			<input type="checkbox"/>	-	<input type="checkbox"/>			<input checked="" type="checkbox"/>
COORD. GPS																																																																			
MARCA																																																																			
TIPO																																																																			
QUADRO																																																																			
<input type="checkbox"/>	IP																																																																		
	CLASSE	1																																																																	
	CUT OFF																																																																		
	SEMI CUT OFF																																																																		
	LINEA	FG7																																																																	
	SEZ.	4x1x6																																																																	
<input checked="" type="checkbox"/>	PE	1X6																																																																	
<input checked="" type="checkbox"/>	SEDE STRADALE																																																																		
	BANCHINA																																																																		
	MARCIAPIEDE																																																																		
	ALTRO																																																																		
SOSTEGNO																																																																			
<input type="checkbox"/>	-	<input type="checkbox"/>																																																																	
		<input checked="" type="checkbox"/>																																																																	
DIFFUSORE																																																																			
<input type="checkbox"/>	-	<input type="checkbox"/>																																																																	
		<input checked="" type="checkbox"/>																																																																	
GENERALE																																																																			
<input type="checkbox"/>	-	<input type="checkbox"/>																																																																	
		<input checked="" type="checkbox"/>																																																																	
COD.	181	VIA <b>Vicolo degli Sbirri</b>																																																																	
	<b>CARATT.MECCANICHE</b>	<b>POSA</b>	<b>DIMENSIONI</b>																																																																
	<table border="1"> <tr><td><input type="checkbox"/></td><td>PALO</td><td></td><td>CLS</td></tr> <tr><td></td><td>CILINDRICO</td><td><input checked="" type="checkbox"/></td><td>FE</td></tr> <tr><td></td><td>RASTREMATO</td><td></td><td>PVC</td></tr> <tr><td></td><td>CONICO</td><td></td><td>LEGNO</td></tr> <tr><td><input checked="" type="checkbox"/></td><td>MENSOLA</td><td></td><td></td></tr> </table>	<input type="checkbox"/>	PALO		CLS		CILINDRICO	<input checked="" type="checkbox"/>	FE		RASTREMATO		PVC		CONICO		LEGNO	<input checked="" type="checkbox"/>	MENSOLA			<table border="1"> <tr><td><input checked="" type="checkbox"/></td><td>POZZ.</td><td><input checked="" type="checkbox"/></td><td>SCATOLA</td></tr> <tr><td></td><td>CLS</td><td><input checked="" type="checkbox"/></td><td>PVC</td></tr> <tr><td><input checked="" type="checkbox"/></td><td>FE</td><td></td><td>FE</td></tr> <tr><td></td><td>PVC</td><td><input checked="" type="checkbox"/></td><td>INCASSO</td></tr> <tr><td></td><td></td><td></td><td>ESTERNA</td></tr> </table>	<input checked="" type="checkbox"/>	POZZ.	<input checked="" type="checkbox"/>	SCATOLA		CLS	<input checked="" type="checkbox"/>	PVC	<input checked="" type="checkbox"/>	FE		FE		PVC	<input checked="" type="checkbox"/>	INCASSO				ESTERNA	<table border="1"> <tr><td></td><td>H.</td><td></td></tr> <tr><td></td><td>L.</td><td>50cm</td></tr> <tr><td></td><td>AcZn</td><td></td></tr> <tr><td><input checked="" type="checkbox"/></td><td>VERN.</td><td>nero</td></tr> </table>		H.			L.	50cm		AcZn		<input checked="" type="checkbox"/>	VERN.	nero												
<input type="checkbox"/>	PALO		CLS																																																																
	CILINDRICO	<input checked="" type="checkbox"/>	FE																																																																
	RASTREMATO		PVC																																																																
	CONICO		LEGNO																																																																
<input checked="" type="checkbox"/>	MENSOLA																																																																		
<input checked="" type="checkbox"/>	POZZ.	<input checked="" type="checkbox"/>	SCATOLA																																																																
	CLS	<input checked="" type="checkbox"/>	PVC																																																																
<input checked="" type="checkbox"/>	FE		FE																																																																
	PVC	<input checked="" type="checkbox"/>	INCASSO																																																																
			ESTERNA																																																																
	H.																																																																		
	L.	50cm																																																																	
	AcZn																																																																		
<input checked="" type="checkbox"/>	VERN.	nero																																																																	
<b>IDENTIFICAZIONE</b>	<b>CARATT.ELETTRICHE</b>	<b>POSIZIONE</b>	<b>CONDIZIONI</b>																																																																
<table border="1"> <tr><td colspan="2">COORD. GPS</td></tr> <tr><td>MARCA</td><td></td></tr> <tr><td>TIPO</td><td></td></tr> <tr><td>QUADRO</td><td></td></tr> </table> <p>Note: Manca coperchio scatola di derivazione</p>	COORD. GPS		MARCA		TIPO		QUADRO		<table border="1"> <tr><td><input type="checkbox"/></td><td>IP</td><td></td></tr> <tr><td></td><td>CLASSE</td><td>1</td></tr> <tr><td></td><td>CUT OFF</td><td></td></tr> <tr><td></td><td>SEMI CUT OFF</td><td></td></tr> <tr><td></td><td>LINEA</td><td>FG7</td></tr> <tr><td></td><td>SEZ.</td><td>4x1x6</td></tr> <tr><td><input checked="" type="checkbox"/></td><td>PE</td><td>1X6</td></tr> </table>	<input type="checkbox"/>	IP			CLASSE	1		CUT OFF			SEMI CUT OFF			LINEA	FG7		SEZ.	4x1x6	<input checked="" type="checkbox"/>	PE	1X6	<table border="1"> <tr><td><input checked="" type="checkbox"/></td><td>SEDE STRADALE</td></tr> <tr><td></td><td>BANCHINA</td></tr> <tr><td></td><td>MARCIAPIEDE</td></tr> <tr><td></td><td>ALTRO</td></tr> </table> <p>Note:</p>	<input checked="" type="checkbox"/>	SEDE STRADALE		BANCHINA		MARCIAPIEDE		ALTRO	<table border="1"> <tr><td colspan="3">SOSTEGNO</td></tr> <tr><td><input type="checkbox"/></td><td>-</td><td><input type="checkbox"/></td></tr> <tr><td></td><td></td><td><input checked="" type="checkbox"/></td></tr> <tr><td colspan="3">DIFFUSORE</td></tr> <tr><td><input type="checkbox"/></td><td>-</td><td><input type="checkbox"/></td></tr> <tr><td></td><td></td><td><input checked="" type="checkbox"/></td></tr> <tr><td colspan="3">GENERALE</td></tr> <tr><td><input type="checkbox"/></td><td>-</td><td><input type="checkbox"/></td></tr> <tr><td></td><td></td><td><input checked="" type="checkbox"/></td></tr> </table>	SOSTEGNO			<input type="checkbox"/>	-	<input type="checkbox"/>			<input checked="" type="checkbox"/>	DIFFUSORE			<input type="checkbox"/>	-	<input type="checkbox"/>			<input checked="" type="checkbox"/>	GENERALE			<input type="checkbox"/>	-	<input type="checkbox"/>			<input checked="" type="checkbox"/>
COORD. GPS																																																																			
MARCA																																																																			
TIPO																																																																			
QUADRO																																																																			
<input type="checkbox"/>	IP																																																																		
	CLASSE	1																																																																	
	CUT OFF																																																																		
	SEMI CUT OFF																																																																		
	LINEA	FG7																																																																	
	SEZ.	4x1x6																																																																	
<input checked="" type="checkbox"/>	PE	1X6																																																																	
<input checked="" type="checkbox"/>	SEDE STRADALE																																																																		
	BANCHINA																																																																		
	MARCIAPIEDE																																																																		
	ALTRO																																																																		
SOSTEGNO																																																																			
<input type="checkbox"/>	-	<input type="checkbox"/>																																																																	
		<input checked="" type="checkbox"/>																																																																	
DIFFUSORE																																																																			
<input type="checkbox"/>	-	<input type="checkbox"/>																																																																	
		<input checked="" type="checkbox"/>																																																																	
GENERALE																																																																			
<input type="checkbox"/>	-	<input type="checkbox"/>																																																																	
		<input checked="" type="checkbox"/>																																																																	
COD.	182	VIA <b>San Valentino</b>																																																																	
	<b>CARATT.MECCANICHE</b>	<b>POSA</b>	<b>DIMENSIONI</b>																																																																
	<table border="1"> <tr><td><input type="checkbox"/></td><td>PALO</td><td></td><td>CLS</td></tr> <tr><td></td><td>CILINDRICO</td><td><input checked="" type="checkbox"/></td><td>FE</td></tr> <tr><td></td><td>RASTREMATO</td><td></td><td>PVC</td></tr> <tr><td></td><td>CONICO</td><td></td><td>LEGNO</td></tr> <tr><td><input checked="" type="checkbox"/></td><td>MENSOLA</td><td></td><td></td></tr> </table>	<input type="checkbox"/>	PALO		CLS		CILINDRICO	<input checked="" type="checkbox"/>	FE		RASTREMATO		PVC		CONICO		LEGNO	<input checked="" type="checkbox"/>	MENSOLA			<table border="1"> <tr><td><input checked="" type="checkbox"/></td><td>POZZ.</td><td><input checked="" type="checkbox"/></td><td>SCATOLA</td></tr> <tr><td></td><td>CLS</td><td><input checked="" type="checkbox"/></td><td>PVC</td></tr> <tr><td><input checked="" type="checkbox"/></td><td>FE</td><td></td><td>FE</td></tr> <tr><td></td><td>PVC</td><td><input checked="" type="checkbox"/></td><td>INCASSO</td></tr> <tr><td></td><td></td><td></td><td>ESTERNA</td></tr> </table>	<input checked="" type="checkbox"/>	POZZ.	<input checked="" type="checkbox"/>	SCATOLA		CLS	<input checked="" type="checkbox"/>	PVC	<input checked="" type="checkbox"/>	FE		FE		PVC	<input checked="" type="checkbox"/>	INCASSO				ESTERNA	<table border="1"> <tr><td></td><td>H.</td><td></td></tr> <tr><td></td><td>L.</td><td>50cm</td></tr> <tr><td></td><td>AcZn</td><td></td></tr> <tr><td><input checked="" type="checkbox"/></td><td>VERN.</td><td>nero</td></tr> </table>		H.			L.	50cm		AcZn		<input checked="" type="checkbox"/>	VERN.	nero												
<input type="checkbox"/>	PALO		CLS																																																																
	CILINDRICO	<input checked="" type="checkbox"/>	FE																																																																
	RASTREMATO		PVC																																																																
	CONICO		LEGNO																																																																
<input checked="" type="checkbox"/>	MENSOLA																																																																		
<input checked="" type="checkbox"/>	POZZ.	<input checked="" type="checkbox"/>	SCATOLA																																																																
	CLS	<input checked="" type="checkbox"/>	PVC																																																																
<input checked="" type="checkbox"/>	FE		FE																																																																
	PVC	<input checked="" type="checkbox"/>	INCASSO																																																																
			ESTERNA																																																																
	H.																																																																		
	L.	50cm																																																																	
	AcZn																																																																		
<input checked="" type="checkbox"/>	VERN.	nero																																																																	
<b>IDENTIFICAZIONE</b>	<b>CARATT.ELETTRICHE</b>	<b>POSIZIONE</b>	<b>CONDIZIONI</b>																																																																
<table border="1"> <tr><td colspan="2">COORD. GPS</td></tr> <tr><td>MARCA</td><td></td></tr> <tr><td>TIPO</td><td></td></tr> <tr><td>QUADRO</td><td></td></tr> </table> <p>Note:</p>	COORD. GPS		MARCA		TIPO		QUADRO		<table border="1"> <tr><td><input type="checkbox"/></td><td>IP</td><td></td></tr> <tr><td></td><td>CLASSE</td><td>1</td></tr> <tr><td></td><td>CUT OFF</td><td></td></tr> <tr><td></td><td>SEMI CUT OFF</td><td></td></tr> <tr><td></td><td>LINEA</td><td>FG7</td></tr> <tr><td></td><td>SEZ.</td><td>4x1x6</td></tr> <tr><td><input checked="" type="checkbox"/></td><td>PE</td><td>1X6</td></tr> </table>	<input type="checkbox"/>	IP			CLASSE	1		CUT OFF			SEMI CUT OFF			LINEA	FG7		SEZ.	4x1x6	<input checked="" type="checkbox"/>	PE	1X6	<table border="1"> <tr><td><input checked="" type="checkbox"/></td><td>SEDE STRADALE</td></tr> <tr><td></td><td>BANCHINA</td></tr> <tr><td></td><td>MARCIAPIEDE</td></tr> <tr><td></td><td>ALTRO</td></tr> </table> <p>Note:</p>	<input checked="" type="checkbox"/>	SEDE STRADALE		BANCHINA		MARCIAPIEDE		ALTRO	<table border="1"> <tr><td colspan="3">SOSTEGNO</td></tr> <tr><td><input type="checkbox"/></td><td>-</td><td><input type="checkbox"/></td></tr> <tr><td></td><td></td><td><input checked="" type="checkbox"/></td></tr> <tr><td colspan="3">DIFFUSORE</td></tr> <tr><td><input type="checkbox"/></td><td>-</td><td><input type="checkbox"/></td></tr> <tr><td></td><td></td><td><input checked="" type="checkbox"/></td></tr> <tr><td colspan="3">GENERALE</td></tr> <tr><td><input type="checkbox"/></td><td>-</td><td><input type="checkbox"/></td></tr> <tr><td></td><td></td><td><input checked="" type="checkbox"/></td></tr> </table>	SOSTEGNO			<input type="checkbox"/>	-	<input type="checkbox"/>			<input checked="" type="checkbox"/>	DIFFUSORE			<input type="checkbox"/>	-	<input type="checkbox"/>			<input checked="" type="checkbox"/>	GENERALE			<input type="checkbox"/>	-	<input type="checkbox"/>			<input checked="" type="checkbox"/>
COORD. GPS																																																																			
MARCA																																																																			
TIPO																																																																			
QUADRO																																																																			
<input type="checkbox"/>	IP																																																																		
	CLASSE	1																																																																	
	CUT OFF																																																																		
	SEMI CUT OFF																																																																		
	LINEA	FG7																																																																	
	SEZ.	4x1x6																																																																	
<input checked="" type="checkbox"/>	PE	1X6																																																																	
<input checked="" type="checkbox"/>	SEDE STRADALE																																																																		
	BANCHINA																																																																		
	MARCIAPIEDE																																																																		
	ALTRO																																																																		
SOSTEGNO																																																																			
<input type="checkbox"/>	-	<input type="checkbox"/>																																																																	
		<input checked="" type="checkbox"/>																																																																	
DIFFUSORE																																																																			
<input type="checkbox"/>	-	<input type="checkbox"/>																																																																	
		<input checked="" type="checkbox"/>																																																																	
GENERALE																																																																			
<input type="checkbox"/>	-	<input type="checkbox"/>																																																																	
		<input checked="" type="checkbox"/>																																																																	


<b>00</b>	PIANO REGOLATORE DELL'ILLUMINAZIONE COMUNALE – PRIC – DEL COMUNE DI SCURELLE (TN)	<i>censimento</i>	
<b>SEZ</b>		Pag. 65 di 143	25_09_rel.doc


COD.	183	VIA <b>San Valentino</b>																																					
		<b>CARATT.MECCANICHE</b>	<b>POSA</b>																																				
		<table border="1"> <tr><td><input type="checkbox"/></td><td>PALO</td><td><input type="checkbox"/></td><td>CLS</td></tr> <tr><td><input type="checkbox"/></td><td>CILINDRICO</td><td><input checked="" type="checkbox"/></td><td>FE</td></tr> <tr><td><input checked="" type="checkbox"/></td><td>RASTREMATO</td><td><input type="checkbox"/></td><td>PVC</td></tr> <tr><td><input type="checkbox"/></td><td>CONICO</td><td><input type="checkbox"/></td><td>LEGNO</td></tr> </table>	<input type="checkbox"/>	PALO	<input type="checkbox"/>	CLS	<input type="checkbox"/>	CILINDRICO	<input checked="" type="checkbox"/>	FE	<input checked="" type="checkbox"/>	RASTREMATO	<input type="checkbox"/>	PVC	<input type="checkbox"/>	CONICO	<input type="checkbox"/>	LEGNO	<table border="1"> <tr><td><input checked="" type="checkbox"/></td><td>POZZ.</td><td><input type="checkbox"/></td><td>SCATOLA</td></tr> <tr><td><input type="checkbox"/></td><td>CLS</td><td><input type="checkbox"/></td><td>PVC</td></tr> <tr><td><input checked="" type="checkbox"/></td><td>FE</td><td><input type="checkbox"/></td><td>FE</td></tr> <tr><td><input type="checkbox"/></td><td>PVC</td><td><input type="checkbox"/></td><td>INCASSO</td></tr> <tr><td><input type="checkbox"/></td><td></td><td><input type="checkbox"/></td><td>ESTERNA</td></tr> </table>	<input checked="" type="checkbox"/>	POZZ.	<input type="checkbox"/>	SCATOLA	<input type="checkbox"/>	CLS	<input type="checkbox"/>	PVC	<input checked="" type="checkbox"/>	FE	<input type="checkbox"/>	FE	<input type="checkbox"/>	PVC	<input type="checkbox"/>	INCASSO	<input type="checkbox"/>		<input type="checkbox"/>	ESTERNA
<input type="checkbox"/>	PALO	<input type="checkbox"/>	CLS																																				
<input type="checkbox"/>	CILINDRICO	<input checked="" type="checkbox"/>	FE																																				
<input checked="" type="checkbox"/>	RASTREMATO	<input type="checkbox"/>	PVC																																				
<input type="checkbox"/>	CONICO	<input type="checkbox"/>	LEGNO																																				
<input checked="" type="checkbox"/>	POZZ.	<input type="checkbox"/>	SCATOLA																																				
<input type="checkbox"/>	CLS	<input type="checkbox"/>	PVC																																				
<input checked="" type="checkbox"/>	FE	<input type="checkbox"/>	FE																																				
<input type="checkbox"/>	PVC	<input type="checkbox"/>	INCASSO																																				
<input type="checkbox"/>		<input type="checkbox"/>	ESTERNA																																				
		<b>DIMENSIONI</b>																																					
		<table border="1"> <tr><td><input type="checkbox"/></td><td>H.</td><td>5 m</td></tr> <tr><td><input type="checkbox"/></td><td>L.</td><td></td></tr> <tr><td><input type="checkbox"/></td><td>AcZn</td><td></td></tr> <tr><td><input checked="" type="checkbox"/></td><td>VERN.</td><td>nero</td></tr> </table>		<input type="checkbox"/>	H.	5 m	<input type="checkbox"/>	L.		<input type="checkbox"/>	AcZn		<input checked="" type="checkbox"/>	VERN.	nero																								
<input type="checkbox"/>	H.	5 m																																					
<input type="checkbox"/>	L.																																						
<input type="checkbox"/>	AcZn																																						
<input checked="" type="checkbox"/>	VERN.	nero																																					
<b>IDENTIFICAZIONE</b>		<b>CARATT.ELETTRICHE</b>																																					
<table border="1"> <tr><td colspan="2">COORD. GPS</td></tr> <tr><td>MARCA</td><td></td></tr> <tr><td>TIPO</td><td></td></tr> <tr><td>QUADRO</td><td></td></tr> </table>		COORD. GPS		MARCA		TIPO		QUADRO		<table border="1"> <tr><td><input type="checkbox"/></td><td>IP</td><td></td></tr> <tr><td><input type="checkbox"/></td><td>CLASSE</td><td>1</td></tr> <tr><td><input type="checkbox"/></td><td>CUT OFF</td><td></td></tr> <tr><td><input type="checkbox"/></td><td>SEMI CUT OFF</td><td></td></tr> <tr><td><input type="checkbox"/></td><td>LINEA</td><td>FG7</td></tr> <tr><td><input type="checkbox"/></td><td>SEZ.</td><td>4x1x6</td></tr> <tr><td><input checked="" type="checkbox"/></td><td>PE</td><td>1X6</td></tr> </table>		<input type="checkbox"/>	IP		<input type="checkbox"/>	CLASSE	1	<input type="checkbox"/>	CUT OFF		<input type="checkbox"/>	SEMI CUT OFF		<input type="checkbox"/>	LINEA	FG7	<input type="checkbox"/>	SEZ.	4x1x6	<input checked="" type="checkbox"/>	PE	1X6							
COORD. GPS																																							
MARCA																																							
TIPO																																							
QUADRO																																							
<input type="checkbox"/>	IP																																						
<input type="checkbox"/>	CLASSE	1																																					
<input type="checkbox"/>	CUT OFF																																						
<input type="checkbox"/>	SEMI CUT OFF																																						
<input type="checkbox"/>	LINEA	FG7																																					
<input type="checkbox"/>	SEZ.	4x1x6																																					
<input checked="" type="checkbox"/>	PE	1X6																																					
Note:		<b>POSIZIONE</b>																																					
		<table border="1"> <tr><td><input checked="" type="checkbox"/></td><td>SEDE STRADALE</td></tr> <tr><td><input type="checkbox"/></td><td>BANCHINA</td></tr> <tr><td><input type="checkbox"/></td><td>MARCIAPIEDE</td></tr> <tr><td><input type="checkbox"/></td><td>ALTRO</td></tr> </table>		<input checked="" type="checkbox"/>	SEDE STRADALE	<input type="checkbox"/>	BANCHINA	<input type="checkbox"/>	MARCIAPIEDE	<input type="checkbox"/>	ALTRO																												
<input checked="" type="checkbox"/>	SEDE STRADALE																																						
<input type="checkbox"/>	BANCHINA																																						
<input type="checkbox"/>	MARCIAPIEDE																																						
<input type="checkbox"/>	ALTRO																																						
		Note:																																					
		<b>CONDIZIONI</b>																																					
		<table border="1"> <tr><td colspan="3">SOSTEGNO</td></tr> <tr><td><input type="checkbox"/></td><td>-</td><td><input type="checkbox"/></td></tr> <tr><td><input type="checkbox"/></td><td></td><td><input checked="" type="checkbox"/></td></tr> </table>		SOSTEGNO			<input type="checkbox"/>	-	<input type="checkbox"/>	<input type="checkbox"/>		<input checked="" type="checkbox"/>																											
SOSTEGNO																																							
<input type="checkbox"/>	-	<input type="checkbox"/>																																					
<input type="checkbox"/>		<input checked="" type="checkbox"/>																																					
		<table border="1"> <tr><td colspan="3">DIFFUSORE</td></tr> <tr><td><input type="checkbox"/></td><td>-</td><td><input type="checkbox"/></td></tr> <tr><td><input type="checkbox"/></td><td></td><td><input checked="" type="checkbox"/></td></tr> </table>		DIFFUSORE			<input type="checkbox"/>	-	<input type="checkbox"/>	<input type="checkbox"/>		<input checked="" type="checkbox"/>																											
DIFFUSORE																																							
<input type="checkbox"/>	-	<input type="checkbox"/>																																					
<input type="checkbox"/>		<input checked="" type="checkbox"/>																																					
		<table border="1"> <tr><td colspan="3">GENERALE</td></tr> <tr><td><input type="checkbox"/></td><td>-</td><td><input type="checkbox"/></td></tr> <tr><td><input type="checkbox"/></td><td></td><td><input checked="" type="checkbox"/></td></tr> </table>		GENERALE			<input type="checkbox"/>	-	<input type="checkbox"/>	<input type="checkbox"/>		<input checked="" type="checkbox"/>																											
GENERALE																																							
<input type="checkbox"/>	-	<input type="checkbox"/>																																					
<input type="checkbox"/>		<input checked="" type="checkbox"/>																																					


COD.	184	VIA <b>San Valentino</b>																																					
		<b>CARATT.MECCANICHE</b>	<b>POSA</b>																																				
		<table border="1"> <tr><td><input type="checkbox"/></td><td>PALO INC.</td><td><input type="checkbox"/></td><td>CLS</td></tr> <tr><td><input type="checkbox"/></td><td>CILINDRICO</td><td><input checked="" type="checkbox"/></td><td>FE</td></tr> <tr><td><input checked="" type="checkbox"/></td><td>RASTREMATO</td><td><input type="checkbox"/></td><td>PVC</td></tr> <tr><td><input type="checkbox"/></td><td>CONICO</td><td><input type="checkbox"/></td><td>LEGNO</td></tr> </table>	<input type="checkbox"/>	PALO INC.	<input type="checkbox"/>	CLS	<input type="checkbox"/>	CILINDRICO	<input checked="" type="checkbox"/>	FE	<input checked="" type="checkbox"/>	RASTREMATO	<input type="checkbox"/>	PVC	<input type="checkbox"/>	CONICO	<input type="checkbox"/>	LEGNO	<table border="1"> <tr><td><input checked="" type="checkbox"/></td><td>POZZ.</td><td><input type="checkbox"/></td><td>SCATOLA</td></tr> <tr><td><input type="checkbox"/></td><td>CLS</td><td><input type="checkbox"/></td><td>PVC</td></tr> <tr><td><input checked="" type="checkbox"/></td><td>FE</td><td><input type="checkbox"/></td><td>FE</td></tr> <tr><td><input type="checkbox"/></td><td>PVC</td><td><input type="checkbox"/></td><td>INCASSO</td></tr> <tr><td><input type="checkbox"/></td><td></td><td><input type="checkbox"/></td><td>ESTERNA</td></tr> </table>	<input checked="" type="checkbox"/>	POZZ.	<input type="checkbox"/>	SCATOLA	<input type="checkbox"/>	CLS	<input type="checkbox"/>	PVC	<input checked="" type="checkbox"/>	FE	<input type="checkbox"/>	FE	<input type="checkbox"/>	PVC	<input type="checkbox"/>	INCASSO	<input type="checkbox"/>		<input type="checkbox"/>	ESTERNA
<input type="checkbox"/>	PALO INC.	<input type="checkbox"/>	CLS																																				
<input type="checkbox"/>	CILINDRICO	<input checked="" type="checkbox"/>	FE																																				
<input checked="" type="checkbox"/>	RASTREMATO	<input type="checkbox"/>	PVC																																				
<input type="checkbox"/>	CONICO	<input type="checkbox"/>	LEGNO																																				
<input checked="" type="checkbox"/>	POZZ.	<input type="checkbox"/>	SCATOLA																																				
<input type="checkbox"/>	CLS	<input type="checkbox"/>	PVC																																				
<input checked="" type="checkbox"/>	FE	<input type="checkbox"/>	FE																																				
<input type="checkbox"/>	PVC	<input type="checkbox"/>	INCASSO																																				
<input type="checkbox"/>		<input type="checkbox"/>	ESTERNA																																				
		<b>DIMENSIONI</b>																																					
		<table border="1"> <tr><td><input type="checkbox"/></td><td>H.</td><td>5 m</td></tr> <tr><td><input type="checkbox"/></td><td>L.</td><td></td></tr> <tr><td><input type="checkbox"/></td><td>AcZn</td><td></td></tr> <tr><td><input checked="" type="checkbox"/></td><td>VERN.</td><td>nero</td></tr> </table>		<input type="checkbox"/>	H.	5 m	<input type="checkbox"/>	L.		<input type="checkbox"/>	AcZn		<input checked="" type="checkbox"/>	VERN.	nero																								
<input type="checkbox"/>	H.	5 m																																					
<input type="checkbox"/>	L.																																						
<input type="checkbox"/>	AcZn																																						
<input checked="" type="checkbox"/>	VERN.	nero																																					
<b>IDENTIFICAZIONE</b>		<b>CARATT.ELETTRICHE</b>																																					
<table border="1"> <tr><td colspan="2">COORD. GPS</td></tr> <tr><td>MARCA</td><td></td></tr> <tr><td>TIPO</td><td></td></tr> <tr><td>QUADRO</td><td></td></tr> </table>		COORD. GPS		MARCA		TIPO		QUADRO		<table border="1"> <tr><td><input type="checkbox"/></td><td>IP</td><td></td></tr> <tr><td><input type="checkbox"/></td><td>CLASSE</td><td>1</td></tr> <tr><td><input type="checkbox"/></td><td>CUT OFF</td><td></td></tr> <tr><td><input type="checkbox"/></td><td>SEMI CUT OFF</td><td></td></tr> <tr><td><input type="checkbox"/></td><td>LINEA</td><td>FG7</td></tr> <tr><td><input type="checkbox"/></td><td>SEZ.</td><td>4x1x6</td></tr> <tr><td><input checked="" type="checkbox"/></td><td>PE</td><td>1X6</td></tr> </table>		<input type="checkbox"/>	IP		<input type="checkbox"/>	CLASSE	1	<input type="checkbox"/>	CUT OFF		<input type="checkbox"/>	SEMI CUT OFF		<input type="checkbox"/>	LINEA	FG7	<input type="checkbox"/>	SEZ.	4x1x6	<input checked="" type="checkbox"/>	PE	1X6							
COORD. GPS																																							
MARCA																																							
TIPO																																							
QUADRO																																							
<input type="checkbox"/>	IP																																						
<input type="checkbox"/>	CLASSE	1																																					
<input type="checkbox"/>	CUT OFF																																						
<input type="checkbox"/>	SEMI CUT OFF																																						
<input type="checkbox"/>	LINEA	FG7																																					
<input type="checkbox"/>	SEZ.	4x1x6																																					
<input checked="" type="checkbox"/>	PE	1X6																																					
Note:		<b>POSIZIONE</b>																																					
		<table border="1"> <tr><td><input checked="" type="checkbox"/></td><td>SEDE STRADALE</td></tr> <tr><td><input type="checkbox"/></td><td>BANCHINA</td></tr> <tr><td><input type="checkbox"/></td><td>MARCIAPIEDE</td></tr> <tr><td><input type="checkbox"/></td><td>ALTRO</td></tr> </table>		<input checked="" type="checkbox"/>	SEDE STRADALE	<input type="checkbox"/>	BANCHINA	<input type="checkbox"/>	MARCIAPIEDE	<input type="checkbox"/>	ALTRO																												
<input checked="" type="checkbox"/>	SEDE STRADALE																																						
<input type="checkbox"/>	BANCHINA																																						
<input type="checkbox"/>	MARCIAPIEDE																																						
<input type="checkbox"/>	ALTRO																																						
		Note:																																					
		<b>CONDIZIONI</b>																																					
		<table border="1"> <tr><td colspan="3">SOSTEGNO</td></tr> <tr><td><input type="checkbox"/></td><td>-</td><td><input type="checkbox"/></td></tr> <tr><td><input type="checkbox"/></td><td></td><td><input checked="" type="checkbox"/></td></tr> </table>		SOSTEGNO			<input type="checkbox"/>	-	<input type="checkbox"/>	<input type="checkbox"/>		<input checked="" type="checkbox"/>																											
SOSTEGNO																																							
<input type="checkbox"/>	-	<input type="checkbox"/>																																					
<input type="checkbox"/>		<input checked="" type="checkbox"/>																																					
		<table border="1"> <tr><td colspan="3">DIFFUSORE</td></tr> <tr><td><input type="checkbox"/></td><td>-</td><td><input type="checkbox"/></td></tr> <tr><td><input type="checkbox"/></td><td></td><td><input checked="" type="checkbox"/></td></tr> </table>		DIFFUSORE			<input type="checkbox"/>	-	<input type="checkbox"/>	<input type="checkbox"/>		<input checked="" type="checkbox"/>																											
DIFFUSORE																																							
<input type="checkbox"/>	-	<input type="checkbox"/>																																					
<input type="checkbox"/>		<input checked="" type="checkbox"/>																																					
		<table border="1"> <tr><td colspan="3">GENERALE</td></tr> <tr><td><input type="checkbox"/></td><td>-</td><td><input type="checkbox"/></td></tr> <tr><td><input type="checkbox"/></td><td></td><td><input checked="" type="checkbox"/></td></tr> </table>		GENERALE			<input type="checkbox"/>	-	<input type="checkbox"/>	<input type="checkbox"/>		<input checked="" type="checkbox"/>																											
GENERALE																																							
<input type="checkbox"/>	-	<input type="checkbox"/>																																					
<input type="checkbox"/>		<input checked="" type="checkbox"/>																																					

COD.	185	VIA <b>San Valentino</b>																																					
		<b>CARATT.MECCANICHE</b>	<b>POSA</b>																																				
		<table border="1"> <tr><td><input type="checkbox"/></td><td>PALO</td><td><input type="checkbox"/></td><td>CLS</td></tr> <tr><td><input type="checkbox"/></td><td>CILINDRICO</td><td><input checked="" type="checkbox"/></td><td>FE</td></tr> <tr><td><input checked="" type="checkbox"/></td><td>RASTREMATO</td><td><input type="checkbox"/></td><td>PVC</td></tr> <tr><td><input type="checkbox"/></td><td>CONICO</td><td><input type="checkbox"/></td><td>LEGNO</td></tr> </table>	<input type="checkbox"/>	PALO	<input type="checkbox"/>	CLS	<input type="checkbox"/>	CILINDRICO	<input checked="" type="checkbox"/>	FE	<input checked="" type="checkbox"/>	RASTREMATO	<input type="checkbox"/>	PVC	<input type="checkbox"/>	CONICO	<input type="checkbox"/>	LEGNO	<table border="1"> <tr><td><input checked="" type="checkbox"/></td><td>POZZ.</td><td><input type="checkbox"/></td><td>SCATOLA</td></tr> <tr><td><input type="checkbox"/></td><td>CLS</td><td><input type="checkbox"/></td><td>PVC</td></tr> <tr><td><input checked="" type="checkbox"/></td><td>FE</td><td><input type="checkbox"/></td><td>FE</td></tr> <tr><td><input type="checkbox"/></td><td>PVC</td><td><input type="checkbox"/></td><td>INCASSO</td></tr> <tr><td><input type="checkbox"/></td><td></td><td><input type="checkbox"/></td><td>ESTERNA</td></tr> </table>	<input checked="" type="checkbox"/>	POZZ.	<input type="checkbox"/>	SCATOLA	<input type="checkbox"/>	CLS	<input type="checkbox"/>	PVC	<input checked="" type="checkbox"/>	FE	<input type="checkbox"/>	FE	<input type="checkbox"/>	PVC	<input type="checkbox"/>	INCASSO	<input type="checkbox"/>		<input type="checkbox"/>	ESTERNA
<input type="checkbox"/>	PALO	<input type="checkbox"/>	CLS																																				
<input type="checkbox"/>	CILINDRICO	<input checked="" type="checkbox"/>	FE																																				
<input checked="" type="checkbox"/>	RASTREMATO	<input type="checkbox"/>	PVC																																				
<input type="checkbox"/>	CONICO	<input type="checkbox"/>	LEGNO																																				
<input checked="" type="checkbox"/>	POZZ.	<input type="checkbox"/>	SCATOLA																																				
<input type="checkbox"/>	CLS	<input type="checkbox"/>	PVC																																				
<input checked="" type="checkbox"/>	FE	<input type="checkbox"/>	FE																																				
<input type="checkbox"/>	PVC	<input type="checkbox"/>	INCASSO																																				
<input type="checkbox"/>		<input type="checkbox"/>	ESTERNA																																				
		<b>DIMENSIONI</b>																																					
		<table border="1"> <tr><td><input type="checkbox"/></td><td>H.</td><td>5 m</td></tr> <tr><td><input type="checkbox"/></td><td>L.</td><td></td></tr> <tr><td><input type="checkbox"/></td><td>AcZn</td><td></td></tr> <tr><td><input checked="" type="checkbox"/></td><td>VERN.</td><td>nero</td></tr> </table>		<input type="checkbox"/>	H.	5 m	<input type="checkbox"/>	L.		<input type="checkbox"/>	AcZn		<input checked="" type="checkbox"/>	VERN.	nero																								
<input type="checkbox"/>	H.	5 m																																					
<input type="checkbox"/>	L.																																						
<input type="checkbox"/>	AcZn																																						
<input checked="" type="checkbox"/>	VERN.	nero																																					
<b>IDENTIFICAZIONE</b>		<b>CARATT.ELETTRICHE</b>																																					
<table border="1"> <tr><td colspan="2">COORD. GPS</td></tr> <tr><td>MARCA</td><td></td></tr> <tr><td>TIPO</td><td></td></tr> <tr><td>QUADRO</td><td></td></tr> </table>		COORD. GPS		MARCA		TIPO		QUADRO		<table border="1"> <tr><td><input type="checkbox"/></td><td>IP</td><td></td></tr> <tr><td><input type="checkbox"/></td><td>CLASSE</td><td>1</td></tr> <tr><td><input type="checkbox"/></td><td>CUT OFF</td><td></td></tr> <tr><td><input type="checkbox"/></td><td>SEMI CUT OFF</td><td></td></tr> <tr><td><input type="checkbox"/></td><td>LINEA</td><td>FG7</td></tr> <tr><td><input type="checkbox"/></td><td>SEZ.</td><td>4x1x6</td></tr> <tr><td><input checked="" type="checkbox"/></td><td>PE</td><td>1X6</td></tr> </table>		<input type="checkbox"/>	IP		<input type="checkbox"/>	CLASSE	1	<input type="checkbox"/>	CUT OFF		<input type="checkbox"/>	SEMI CUT OFF		<input type="checkbox"/>	LINEA	FG7	<input type="checkbox"/>	SEZ.	4x1x6	<input checked="" type="checkbox"/>	PE	1X6							
COORD. GPS																																							
MARCA																																							
TIPO																																							
QUADRO																																							
<input type="checkbox"/>	IP																																						
<input type="checkbox"/>	CLASSE	1																																					
<input type="checkbox"/>	CUT OFF																																						
<input type="checkbox"/>	SEMI CUT OFF																																						
<input type="checkbox"/>	LINEA	FG7																																					
<input type="checkbox"/>	SEZ.	4x1x6																																					
<input checked="" type="checkbox"/>	PE	1X6																																					
Note:		<b>POSIZIONE</b>																																					
		<table border="1"> <tr><td><input checked="" type="checkbox"/></td><td>SEDE STRADALE</td></tr> <tr><td><input type="checkbox"/></td><td>BANCHINA</td></tr> <tr><td><input type="checkbox"/></td><td>MARCIAPIEDE</td></tr> <tr><td><input type="checkbox"/></td><td>ALTRO</td></tr> </table>		<input checked="" type="checkbox"/>	SEDE STRADALE	<input type="checkbox"/>	BANCHINA	<input type="checkbox"/>	MARCIAPIEDE	<input type="checkbox"/>	ALTRO																												
<input checked="" type="checkbox"/>	SEDE STRADALE																																						
<input type="checkbox"/>	BANCHINA																																						
<input type="checkbox"/>	MARCIAPIEDE																																						
<input type="checkbox"/>	ALTRO																																						
		Note:																																					
		<b>CONDIZIONI</b>																																					
		<table border="1"> <tr><td colspan="3">SOSTEGNO</td></tr> <tr><td><input type="checkbox"/></td><td>-</td><td><input type="checkbox"/></td></tr> <tr><td><input type="checkbox"/></td><td></td><td><input checked="" type="checkbox"/></td></tr> </table>		SOSTEGNO			<input type="checkbox"/>	-	<input type="checkbox"/>	<input type="checkbox"/>		<input checked="" type="checkbox"/>																											
SOSTEGNO																																							
<input type="checkbox"/>	-	<input type="checkbox"/>																																					
<input type="checkbox"/>		<input checked="" type="checkbox"/>																																					
		<table border="1"> <tr><td colspan="3">DIFFUSORE</td></tr> <tr><td><input type="checkbox"/></td><td>-</td><td><input type="checkbox"/></td></tr> <tr><td><input type="checkbox"/></td><td></td><td><input checked="" type="checkbox"/></td></tr> </table>		DIFFUSORE			<input type="checkbox"/>	-	<input type="checkbox"/>	<input type="checkbox"/>		<input checked="" type="checkbox"/>																											
DIFFUSORE																																							
<input type="checkbox"/>	-	<input type="checkbox"/>																																					
<input type="checkbox"/>		<input checked="" type="checkbox"/>																																					
		<table border="1"> <tr><td colspan="3">GENERALE</td></tr> <tr><td><input type="checkbox"/></td><td>-</td><td><input type="checkbox"/></td></tr> <tr><td><input type="checkbox"/></td><td></td><td><input checked="" type="checkbox"/></td></tr> </table>		GENERALE			<input type="checkbox"/>	-	<input type="checkbox"/>	<input type="checkbox"/>		<input checked="" type="checkbox"/>																											
GENERALE																																							
<input type="checkbox"/>	-	<input type="checkbox"/>																																					
<input type="checkbox"/>		<input checked="" type="checkbox"/>																																					

<b>00</b>	PIANO REGOLATORE DELL'ILLUMINAZIONE COMUNALE – PRIC – DEL COMUNE DI SCURELLE (TN)	<i>censimento</i>	
<b>SEZ</b>		Pag. 66 di 143	25_09_rel.doc

COD.	186	VIA <b>San Valentino</b>																																																																	
	<b>CARATT.MECCANICHE</b>	<b>POSA</b>	<b>DIMENSIONI</b>																																																																
	<table border="1"> <tr><td><input type="checkbox"/></td><td>PALO</td><td></td><td>CLS</td></tr> <tr><td></td><td>CILINDRICO</td><td><input checked="" type="checkbox"/></td><td>FE</td></tr> <tr><td></td><td>RASTREMATO</td><td></td><td>PVC</td></tr> <tr><td></td><td>CONICO</td><td></td><td>LEGNO</td></tr> <tr><td><input checked="" type="checkbox"/></td><td>MENSOLA</td><td></td><td></td></tr> </table>	<input type="checkbox"/>	PALO		CLS		CILINDRICO	<input checked="" type="checkbox"/>	FE		RASTREMATO		PVC		CONICO		LEGNO	<input checked="" type="checkbox"/>	MENSOLA			<table border="1"> <tr><td><input checked="" type="checkbox"/></td><td>POZZ.</td><td><input checked="" type="checkbox"/></td><td>SCATOLA</td></tr> <tr><td></td><td>CLS</td><td><input checked="" type="checkbox"/></td><td>PVC</td></tr> <tr><td><input checked="" type="checkbox"/></td><td>FE</td><td></td><td>FE</td></tr> <tr><td></td><td>PVC</td><td><input checked="" type="checkbox"/></td><td>INCASSO</td></tr> <tr><td></td><td></td><td></td><td>ESTERNA</td></tr> </table>	<input checked="" type="checkbox"/>	POZZ.	<input checked="" type="checkbox"/>	SCATOLA		CLS	<input checked="" type="checkbox"/>	PVC	<input checked="" type="checkbox"/>	FE		FE		PVC	<input checked="" type="checkbox"/>	INCASSO				ESTERNA	<table border="1"> <tr><td></td><td>H.</td><td></td></tr> <tr><td></td><td>L.</td><td>50cm</td></tr> <tr><td></td><td>AcZn</td><td></td></tr> <tr><td><input checked="" type="checkbox"/></td><td>VERN.</td><td>nero</td></tr> </table>		H.			L.	50cm		AcZn		<input checked="" type="checkbox"/>	VERN.	nero												
<input type="checkbox"/>	PALO		CLS																																																																
	CILINDRICO	<input checked="" type="checkbox"/>	FE																																																																
	RASTREMATO		PVC																																																																
	CONICO		LEGNO																																																																
<input checked="" type="checkbox"/>	MENSOLA																																																																		
<input checked="" type="checkbox"/>	POZZ.	<input checked="" type="checkbox"/>	SCATOLA																																																																
	CLS	<input checked="" type="checkbox"/>	PVC																																																																
<input checked="" type="checkbox"/>	FE		FE																																																																
	PVC	<input checked="" type="checkbox"/>	INCASSO																																																																
			ESTERNA																																																																
	H.																																																																		
	L.	50cm																																																																	
	AcZn																																																																		
<input checked="" type="checkbox"/>	VERN.	nero																																																																	
<b>IDENTIFICAZIONE</b>	<b>CARATT.ELETTRICHE</b>	<b>POSIZIONE</b>	<b>CONDIZIONI</b>																																																																
<table border="1"> <tr><td colspan="2">COORD. GPS</td></tr> <tr><td>MARCA</td><td></td></tr> <tr><td>TIPO</td><td></td></tr> <tr><td>QUADRO</td><td></td></tr> </table> <p>Note:</p>	COORD. GPS		MARCA		TIPO		QUADRO		<table border="1"> <tr><td><input type="checkbox"/></td><td>IP</td><td></td></tr> <tr><td></td><td>CLASSE</td><td>1</td></tr> <tr><td></td><td>CUT OFF</td><td></td></tr> <tr><td></td><td>SEMI CUT OFF</td><td></td></tr> <tr><td></td><td>LINEA</td><td>FG7</td></tr> <tr><td></td><td>SEZ.</td><td>4x1x6</td></tr> <tr><td><input checked="" type="checkbox"/></td><td>PE</td><td>1X6</td></tr> </table>	<input type="checkbox"/>	IP			CLASSE	1		CUT OFF			SEMI CUT OFF			LINEA	FG7		SEZ.	4x1x6	<input checked="" type="checkbox"/>	PE	1X6	<table border="1"> <tr><td><input checked="" type="checkbox"/></td><td>SEDE STRADALE</td></tr> <tr><td></td><td>BANCHINA</td></tr> <tr><td></td><td>MARCIAPIEDE</td></tr> <tr><td></td><td>ALTRO</td></tr> </table> <p>Note:</p>	<input checked="" type="checkbox"/>	SEDE STRADALE		BANCHINA		MARCIAPIEDE		ALTRO	<table border="1"> <tr><td colspan="3"><b>SOSTEGNO</b></td></tr> <tr><td><input type="checkbox"/></td><td>-</td><td><input type="checkbox"/></td></tr> <tr><td></td><td></td><td><input checked="" type="checkbox"/></td></tr> <tr><td colspan="3"><b>DIFFUSORE</b></td></tr> <tr><td><input type="checkbox"/></td><td>-</td><td><input type="checkbox"/></td></tr> <tr><td></td><td></td><td><input checked="" type="checkbox"/></td></tr> <tr><td colspan="3"><b>GENERALE</b></td></tr> <tr><td><input type="checkbox"/></td><td>-</td><td><input type="checkbox"/></td></tr> <tr><td></td><td></td><td><input checked="" type="checkbox"/></td></tr> </table>	<b>SOSTEGNO</b>			<input type="checkbox"/>	-	<input type="checkbox"/>			<input checked="" type="checkbox"/>	<b>DIFFUSORE</b>			<input type="checkbox"/>	-	<input type="checkbox"/>			<input checked="" type="checkbox"/>	<b>GENERALE</b>			<input type="checkbox"/>	-	<input type="checkbox"/>			<input checked="" type="checkbox"/>
COORD. GPS																																																																			
MARCA																																																																			
TIPO																																																																			
QUADRO																																																																			
<input type="checkbox"/>	IP																																																																		
	CLASSE	1																																																																	
	CUT OFF																																																																		
	SEMI CUT OFF																																																																		
	LINEA	FG7																																																																	
	SEZ.	4x1x6																																																																	
<input checked="" type="checkbox"/>	PE	1X6																																																																	
<input checked="" type="checkbox"/>	SEDE STRADALE																																																																		
	BANCHINA																																																																		
	MARCIAPIEDE																																																																		
	ALTRO																																																																		
<b>SOSTEGNO</b>																																																																			
<input type="checkbox"/>	-	<input type="checkbox"/>																																																																	
		<input checked="" type="checkbox"/>																																																																	
<b>DIFFUSORE</b>																																																																			
<input type="checkbox"/>	-	<input type="checkbox"/>																																																																	
		<input checked="" type="checkbox"/>																																																																	
<b>GENERALE</b>																																																																			
<input type="checkbox"/>	-	<input type="checkbox"/>																																																																	
		<input checked="" type="checkbox"/>																																																																	


COD.	187	VIA <b>Bertoldi</b>																																																																	
	<b>CARATT.MECCANICHE</b>	<b>POSA</b>	<b>DIMENSIONI</b>																																																																
	<table border="1"> <tr><td><input type="checkbox"/></td><td>PALO INC.</td><td></td><td>CLS</td></tr> <tr><td></td><td>CILINDRICO</td><td><input checked="" type="checkbox"/></td><td>FE</td></tr> <tr><td></td><td>RASTREMATO</td><td></td><td>PVC</td></tr> <tr><td><input checked="" type="checkbox"/></td><td>CONICO</td><td></td><td>LEGNO</td></tr> </table>	<input type="checkbox"/>	PALO INC.		CLS		CILINDRICO	<input checked="" type="checkbox"/>	FE		RASTREMATO		PVC	<input checked="" type="checkbox"/>	CONICO		LEGNO	<table border="1"> <tr><td><input checked="" type="checkbox"/></td><td>POZZ.</td><td></td><td>SCATOLA</td></tr> <tr><td></td><td>CLS</td><td></td><td>PVC</td></tr> <tr><td><input checked="" type="checkbox"/></td><td>FE</td><td></td><td>FE</td></tr> <tr><td></td><td>PVC</td><td></td><td>INCASSO</td></tr> <tr><td></td><td></td><td></td><td>ESTERNA</td></tr> </table>	<input checked="" type="checkbox"/>	POZZ.		SCATOLA		CLS		PVC	<input checked="" type="checkbox"/>	FE		FE		PVC		INCASSO				ESTERNA	<table border="1"> <tr><td></td><td>H.</td><td>9 m</td></tr> <tr><td></td><td>L.</td><td></td></tr> <tr><td></td><td>AcZn</td><td></td></tr> <tr><td><input checked="" type="checkbox"/></td><td>VERN.</td><td>Verd.</td></tr> </table>		H.	9 m		L.			AcZn		<input checked="" type="checkbox"/>	VERN.	Verd.																
<input type="checkbox"/>	PALO INC.		CLS																																																																
	CILINDRICO	<input checked="" type="checkbox"/>	FE																																																																
	RASTREMATO		PVC																																																																
<input checked="" type="checkbox"/>	CONICO		LEGNO																																																																
<input checked="" type="checkbox"/>	POZZ.		SCATOLA																																																																
	CLS		PVC																																																																
<input checked="" type="checkbox"/>	FE		FE																																																																
	PVC		INCASSO																																																																
			ESTERNA																																																																
	H.	9 m																																																																	
	L.																																																																		
	AcZn																																																																		
<input checked="" type="checkbox"/>	VERN.	Verd.																																																																	
<b>IDENTIFICAZIONE</b>	<b>CARATT.ELETTRICHE</b>	<b>POSIZIONE</b>	<b>CONDIZIONI</b>																																																																
<table border="1"> <tr><td colspan="2">COORD. GPS</td></tr> <tr><td>MARCA</td><td></td></tr> <tr><td>TIPO</td><td></td></tr> <tr><td>QUADRO</td><td></td></tr> </table> <p>Note: Testapalo</p>	COORD. GPS		MARCA		TIPO		QUADRO		<table border="1"> <tr><td><input type="checkbox"/></td><td>IP</td><td></td></tr> <tr><td></td><td>CLASSE</td><td>1</td></tr> <tr><td></td><td>CUT OFF</td><td></td></tr> <tr><td></td><td>SEMI CUT OFF</td><td></td></tr> <tr><td></td><td>LINEA</td><td>FG7</td></tr> <tr><td></td><td>SEZ.</td><td>4x1x6</td></tr> <tr><td><input checked="" type="checkbox"/></td><td>PE</td><td>1X6</td></tr> </table>	<input type="checkbox"/>	IP			CLASSE	1		CUT OFF			SEMI CUT OFF			LINEA	FG7		SEZ.	4x1x6	<input checked="" type="checkbox"/>	PE	1X6	<table border="1"> <tr><td><input checked="" type="checkbox"/></td><td>SEDE STRADALE</td></tr> <tr><td></td><td>BANCHINA</td></tr> <tr><td></td><td>MARCIAPIEDE</td></tr> <tr><td></td><td>ALTRO</td></tr> </table> <p>Note:</p>	<input checked="" type="checkbox"/>	SEDE STRADALE		BANCHINA		MARCIAPIEDE		ALTRO	<table border="1"> <tr><td colspan="3"><b>SOSTEGNO</b></td></tr> <tr><td><input type="checkbox"/></td><td>-</td><td><input type="checkbox"/></td></tr> <tr><td></td><td></td><td><input checked="" type="checkbox"/></td></tr> <tr><td colspan="3"><b>DIFFUSORE</b></td></tr> <tr><td><input type="checkbox"/></td><td>-</td><td><input type="checkbox"/></td></tr> <tr><td></td><td></td><td><input checked="" type="checkbox"/></td></tr> <tr><td colspan="3"><b>GENERALE</b></td></tr> <tr><td><input type="checkbox"/></td><td>-</td><td><input type="checkbox"/></td></tr> <tr><td></td><td></td><td><input checked="" type="checkbox"/></td></tr> </table>	<b>SOSTEGNO</b>			<input type="checkbox"/>	-	<input type="checkbox"/>			<input checked="" type="checkbox"/>	<b>DIFFUSORE</b>			<input type="checkbox"/>	-	<input type="checkbox"/>			<input checked="" type="checkbox"/>	<b>GENERALE</b>			<input type="checkbox"/>	-	<input type="checkbox"/>			<input checked="" type="checkbox"/>
COORD. GPS																																																																			
MARCA																																																																			
TIPO																																																																			
QUADRO																																																																			
<input type="checkbox"/>	IP																																																																		
	CLASSE	1																																																																	
	CUT OFF																																																																		
	SEMI CUT OFF																																																																		
	LINEA	FG7																																																																	
	SEZ.	4x1x6																																																																	
<input checked="" type="checkbox"/>	PE	1X6																																																																	
<input checked="" type="checkbox"/>	SEDE STRADALE																																																																		
	BANCHINA																																																																		
	MARCIAPIEDE																																																																		
	ALTRO																																																																		
<b>SOSTEGNO</b>																																																																			
<input type="checkbox"/>	-	<input type="checkbox"/>																																																																	
		<input checked="" type="checkbox"/>																																																																	
<b>DIFFUSORE</b>																																																																			
<input type="checkbox"/>	-	<input type="checkbox"/>																																																																	
		<input checked="" type="checkbox"/>																																																																	
<b>GENERALE</b>																																																																			
<input type="checkbox"/>	-	<input type="checkbox"/>																																																																	
		<input checked="" type="checkbox"/>																																																																	

COD.	188	VIA <b>Bertoldi</b>																																																																	
	<b>CARATT.MECCANICHE</b>	<b>POSA</b>	<b>DIMENSIONI</b>																																																																
	<table border="1"> <tr><td><input type="checkbox"/></td><td>PALO INC.</td><td></td><td>CLS</td></tr> <tr><td></td><td>CILINDRICO</td><td><input checked="" type="checkbox"/></td><td>FE</td></tr> <tr><td></td><td>RASTREMATO</td><td></td><td>PVC</td></tr> <tr><td><input checked="" type="checkbox"/></td><td>CONICO</td><td></td><td>LEGNO</td></tr> </table>	<input type="checkbox"/>	PALO INC.		CLS		CILINDRICO	<input checked="" type="checkbox"/>	FE		RASTREMATO		PVC	<input checked="" type="checkbox"/>	CONICO		LEGNO	<table border="1"> <tr><td><input checked="" type="checkbox"/></td><td>POZZ.</td><td></td><td>SCATOLA</td></tr> <tr><td></td><td>CLS</td><td></td><td>PVC</td></tr> <tr><td><input checked="" type="checkbox"/></td><td>FE</td><td></td><td>FE</td></tr> <tr><td></td><td>PVC</td><td></td><td>INCASSO</td></tr> <tr><td></td><td></td><td></td><td>ESTERNA</td></tr> </table>	<input checked="" type="checkbox"/>	POZZ.		SCATOLA		CLS		PVC	<input checked="" type="checkbox"/>	FE		FE		PVC		INCASSO				ESTERNA	<table border="1"> <tr><td></td><td>H.</td><td>9 m</td></tr> <tr><td></td><td>L.</td><td></td></tr> <tr><td></td><td>AcZn</td><td></td></tr> <tr><td><input checked="" type="checkbox"/></td><td>VERN.</td><td>Verd.</td></tr> </table>		H.	9 m		L.			AcZn		<input checked="" type="checkbox"/>	VERN.	Verd.																
<input type="checkbox"/>	PALO INC.		CLS																																																																
	CILINDRICO	<input checked="" type="checkbox"/>	FE																																																																
	RASTREMATO		PVC																																																																
<input checked="" type="checkbox"/>	CONICO		LEGNO																																																																
<input checked="" type="checkbox"/>	POZZ.		SCATOLA																																																																
	CLS		PVC																																																																
<input checked="" type="checkbox"/>	FE		FE																																																																
	PVC		INCASSO																																																																
			ESTERNA																																																																
	H.	9 m																																																																	
	L.																																																																		
	AcZn																																																																		
<input checked="" type="checkbox"/>	VERN.	Verd.																																																																	
<b>IDENTIFICAZIONE</b>	<b>CARATT.ELETTRICHE</b>	<b>POSIZIONE</b>	<b>CONDIZIONI</b>																																																																
<table border="1"> <tr><td colspan="2">COORD. GPS</td></tr> <tr><td>MARCA</td><td></td></tr> <tr><td>TIPO</td><td></td></tr> <tr><td>QUADRO</td><td></td></tr> </table> <p>Note: Testapalo</p>	COORD. GPS		MARCA		TIPO		QUADRO		<table border="1"> <tr><td><input type="checkbox"/></td><td>IP</td><td></td></tr> <tr><td></td><td>CLASSE</td><td>1</td></tr> <tr><td></td><td>CUT OFF</td><td></td></tr> <tr><td></td><td>SEMI CUT OFF</td><td></td></tr> <tr><td></td><td>LINEA</td><td>FG7</td></tr> <tr><td></td><td>SEZ.</td><td>4x1x6</td></tr> <tr><td><input checked="" type="checkbox"/></td><td>PE</td><td>1X6</td></tr> </table>	<input type="checkbox"/>	IP			CLASSE	1		CUT OFF			SEMI CUT OFF			LINEA	FG7		SEZ.	4x1x6	<input checked="" type="checkbox"/>	PE	1X6	<table border="1"> <tr><td><input checked="" type="checkbox"/></td><td>SEDE STRADALE</td></tr> <tr><td></td><td>BANCHINA</td></tr> <tr><td></td><td>MARCIAPIEDE</td></tr> <tr><td></td><td>ALTRO</td></tr> </table> <p>Note:</p>	<input checked="" type="checkbox"/>	SEDE STRADALE		BANCHINA		MARCIAPIEDE		ALTRO	<table border="1"> <tr><td colspan="3"><b>SOSTEGNO</b></td></tr> <tr><td><input type="checkbox"/></td><td>-</td><td><input type="checkbox"/></td></tr> <tr><td></td><td></td><td><input checked="" type="checkbox"/></td></tr> <tr><td colspan="3"><b>DIFFUSORE</b></td></tr> <tr><td><input type="checkbox"/></td><td>-</td><td><input type="checkbox"/></td></tr> <tr><td></td><td></td><td><input checked="" type="checkbox"/></td></tr> <tr><td colspan="3"><b>GENERALE</b></td></tr> <tr><td><input type="checkbox"/></td><td>-</td><td><input type="checkbox"/></td></tr> <tr><td></td><td></td><td><input checked="" type="checkbox"/></td></tr> </table>	<b>SOSTEGNO</b>			<input type="checkbox"/>	-	<input type="checkbox"/>			<input checked="" type="checkbox"/>	<b>DIFFUSORE</b>			<input type="checkbox"/>	-	<input type="checkbox"/>			<input checked="" type="checkbox"/>	<b>GENERALE</b>			<input type="checkbox"/>	-	<input type="checkbox"/>			<input checked="" type="checkbox"/>
COORD. GPS																																																																			
MARCA																																																																			
TIPO																																																																			
QUADRO																																																																			
<input type="checkbox"/>	IP																																																																		
	CLASSE	1																																																																	
	CUT OFF																																																																		
	SEMI CUT OFF																																																																		
	LINEA	FG7																																																																	
	SEZ.	4x1x6																																																																	
<input checked="" type="checkbox"/>	PE	1X6																																																																	
<input checked="" type="checkbox"/>	SEDE STRADALE																																																																		
	BANCHINA																																																																		
	MARCIAPIEDE																																																																		
	ALTRO																																																																		
<b>SOSTEGNO</b>																																																																			
<input type="checkbox"/>	-	<input type="checkbox"/>																																																																	
		<input checked="" type="checkbox"/>																																																																	
<b>DIFFUSORE</b>																																																																			
<input type="checkbox"/>	-	<input type="checkbox"/>																																																																	
		<input checked="" type="checkbox"/>																																																																	
<b>GENERALE</b>																																																																			
<input type="checkbox"/>	-	<input type="checkbox"/>																																																																	
		<input checked="" type="checkbox"/>																																																																	


<b>00</b>	PIANO REGOLATORE DELL'ILLUMINAZIONE COMUNALE – PRIC – DEL COMUNE DI SCURELLE (TN)	<i>censimento</i>	
<b>SEZ</b>		Pag. 67 di 143	25_09_rel.doc

COD.	189	VIA <b>San Valentino</b>		
	<b>CARATT.MECCANICHE</b>		<b>POSA</b>	
	<input type="checkbox"/> PALO INC.	<input type="checkbox"/> CLS	<input checked="" type="checkbox"/> POZZ.	<input type="checkbox"/> SCATOLA
	<input type="checkbox"/> CILINDRICO	<input checked="" type="checkbox"/> FE	<input type="checkbox"/> CLS	<input type="checkbox"/> PVC
	<input checked="" type="checkbox"/> RASTREMATO	<input type="checkbox"/> PVC	<input checked="" type="checkbox"/> FE	<input type="checkbox"/> FE
	<input type="checkbox"/> CONICO	<input type="checkbox"/> LEGNO	<input type="checkbox"/> PVC	<input type="checkbox"/> INCASSO
				<input type="checkbox"/> ESTERNA
<b>IDENTIFICAZIONE</b>		<b>CARATT.ELETTRICHE</b>		
COORD. GPS		<input type="checkbox"/> IP		
		<input type="checkbox"/> CLASSE		<input type="checkbox"/> 1
MARCA		<input type="checkbox"/> CUT OFF		
TIPO		<input type="checkbox"/> SEMI CUT OFF		
QUADRO		<input type="checkbox"/> LINEA		<input type="checkbox"/> FG7
Note:		<input type="checkbox"/> SEZ.		<input type="checkbox"/> 4x1x6
		<input checked="" type="checkbox"/> PE		<input type="checkbox"/> 1X6
		<b>POSIZIONE</b>		
		<input checked="" type="checkbox"/> SEDE STRADALE		
		<input type="checkbox"/> BANCHINA		
		<input type="checkbox"/> MARCIAPIEDE		
		<input type="checkbox"/> ALTRO		
		Note:		
				<b>CONDIZIONI</b>
				<b>SOSTEGNO</b>
		<input type="checkbox"/> - <input type="checkbox"/>		<input type="checkbox"/>
		<input type="checkbox"/>		<input checked="" type="checkbox"/>
		<b>DIFFUSORE</b>		
		<input type="checkbox"/> - <input type="checkbox"/>		<input type="checkbox"/>
		<input type="checkbox"/>		<input checked="" type="checkbox"/>
		<b>GENERALE</b>		
		<input type="checkbox"/> - <input type="checkbox"/>		<input type="checkbox"/>
		<input type="checkbox"/>		<input checked="" type="checkbox"/>



  

COD.	190	VIA <b>San Valentino</b>		
	<b>CARATT.MECCANICHE</b>		<b>POSA</b>	
	<input type="checkbox"/> PALO	<input type="checkbox"/> CLS	<input checked="" type="checkbox"/> POZZ.	<input type="checkbox"/> SCATOLA
	<input type="checkbox"/> CILINDRICO	<input checked="" type="checkbox"/> FE	<input type="checkbox"/> CLS	<input type="checkbox"/> PVC
	<input checked="" type="checkbox"/> RASTREMATO	<input type="checkbox"/> PVC	<input checked="" type="checkbox"/> FE	<input type="checkbox"/> FE
	<input type="checkbox"/> CONICO	<input type="checkbox"/> LEGNO	<input type="checkbox"/> PVC	<input type="checkbox"/> INCASSO
				<input type="checkbox"/> ESTERNA
<b>IDENTIFICAZIONE</b>		<b>CARATT.ELETTRICHE</b>		
COORD. GPS		<input type="checkbox"/> IP		
		<input type="checkbox"/> CLASSE		<input type="checkbox"/> 1
MARCA		<input type="checkbox"/> CUT OFF		
TIPO		<input type="checkbox"/> SEMI CUT OFF		
QUADRO		<input type="checkbox"/> LINEA		<input type="checkbox"/> FG7
Note:		<input type="checkbox"/> SEZ.		<input type="checkbox"/> 4x1x6
		<input checked="" type="checkbox"/> PE		<input type="checkbox"/> 1X6
		<b>POSIZIONE</b>		
		<input checked="" type="checkbox"/> SEDE STRADALE		
		<input type="checkbox"/> BANCHINA		
		<input type="checkbox"/> MARCIAPIEDE		
		<input type="checkbox"/> ALTRO		
		Note:		
				<b>CONDIZIONI</b>
				<b>SOSTEGNO</b>
		<input type="checkbox"/> - <input type="checkbox"/>		<input type="checkbox"/>
		<input type="checkbox"/>		<input checked="" type="checkbox"/>
		<b>DIFFUSORE</b>		
		<input type="checkbox"/> - <input type="checkbox"/>		<input type="checkbox"/>
		<input type="checkbox"/>		<input checked="" type="checkbox"/>
		<b>GENERALE</b>		
		<input type="checkbox"/> - <input type="checkbox"/>		<input type="checkbox"/>
		<input type="checkbox"/>		<input checked="" type="checkbox"/>



COD.	191	VIA <b>San Valentino</b>		
	<b>CARATT.MECCANICHE</b>		<b>POSA</b>	
	<input type="checkbox"/> PALO	<input type="checkbox"/> CLS	<input checked="" type="checkbox"/> POZZ.	<input type="checkbox"/> SCATOLA
	<input type="checkbox"/> CILINDRICO	<input checked="" type="checkbox"/> FE	<input type="checkbox"/> CLS	<input type="checkbox"/> PVC
	<input checked="" type="checkbox"/> RASTREMATO	<input type="checkbox"/> PVC	<input checked="" type="checkbox"/> FE	<input type="checkbox"/> FE
	<input type="checkbox"/> CONICO	<input type="checkbox"/> LEGNO	<input type="checkbox"/> PVC	<input type="checkbox"/> INCASSO
				<input type="checkbox"/> ESTERNA
<b>IDENTIFICAZIONE</b>		<b>CARATT.ELETTRICHE</b>		
COORD. GPS		<input type="checkbox"/> IP		
		<input type="checkbox"/> CLASSE		<input type="checkbox"/> 1
MARCA		<input type="checkbox"/> CUT OFF		
TIPO		<input type="checkbox"/> SEMI CUT OFF		
QUADRO		<input type="checkbox"/> LINEA		<input type="checkbox"/> FG7
Note:		<input type="checkbox"/> SEZ.		<input type="checkbox"/> 4x1x6
		<input checked="" type="checkbox"/> PE		<input type="checkbox"/> 1X6
		<b>POSIZIONE</b>		
		<input checked="" type="checkbox"/> SEDE STRADALE		
		<input type="checkbox"/> BANCHINA		
		<input type="checkbox"/> MARCIAPIEDE		
		<input type="checkbox"/> ALTRO		
		Note:		
				<b>CONDIZIONI</b>
				<b>SOSTEGNO</b>
		<input type="checkbox"/> - <input type="checkbox"/>		<input type="checkbox"/>
		<input type="checkbox"/>		<input checked="" type="checkbox"/>
		<b>DIFFUSORE</b>		
		<input type="checkbox"/> - <input type="checkbox"/>		<input type="checkbox"/>
		<input type="checkbox"/>		<input checked="" type="checkbox"/>
		<b>GENERALE</b>		
		<input type="checkbox"/> - <input type="checkbox"/>		<input type="checkbox"/>
		<input type="checkbox"/>		<input checked="" type="checkbox"/>

<b>00</b>	PIANO REGOLATORE DELL'ILLUMINAZIONE COMUNALE – PRIC – DEL COMUNE DI SCURELLE (TN)	<i>censimento</i>	
<b>SEZ</b>		Pag. 68 di 143	25_09_rel.doc

COD.	192	VIA <b>San Valentino</b>																																									
		<b>CARATT.MECCANICHE</b>	<b>POSA</b>																																								
		<table border="1"> <tr><td><input type="checkbox"/></td><td>PALO</td><td></td><td>CLS</td></tr> <tr><td></td><td>CILINDRICO</td><td><input checked="" type="checkbox"/></td><td>FE</td></tr> <tr><td><input checked="" type="checkbox"/></td><td>RASTREMATO</td><td></td><td>PVC</td></tr> <tr><td></td><td>CONICO</td><td></td><td>LEGNO</td></tr> </table>	<input type="checkbox"/>	PALO		CLS		CILINDRICO	<input checked="" type="checkbox"/>	FE	<input checked="" type="checkbox"/>	RASTREMATO		PVC		CONICO		LEGNO	<table border="1"> <tr><td><input checked="" type="checkbox"/></td><td>POZZ.</td><td></td><td>SCATOLA</td></tr> <tr><td></td><td>CLS</td><td></td><td>PVC</td></tr> <tr><td><input checked="" type="checkbox"/></td><td>FE</td><td></td><td>FE</td></tr> <tr><td></td><td>PVC</td><td></td><td>INCASSO</td></tr> <tr><td></td><td></td><td></td><td>ESTERNA</td></tr> </table>	<input checked="" type="checkbox"/>	POZZ.		SCATOLA		CLS		PVC	<input checked="" type="checkbox"/>	FE		FE		PVC		INCASSO				ESTERNA				
<input type="checkbox"/>	PALO		CLS																																								
	CILINDRICO	<input checked="" type="checkbox"/>	FE																																								
<input checked="" type="checkbox"/>	RASTREMATO		PVC																																								
	CONICO		LEGNO																																								
<input checked="" type="checkbox"/>	POZZ.		SCATOLA																																								
	CLS		PVC																																								
<input checked="" type="checkbox"/>	FE		FE																																								
	PVC		INCASSO																																								
			ESTERNA																																								
		<b>DIMENSIONI</b>																																									
		<table border="1"> <tr><td></td><td>H.</td><td>5 m</td></tr> <tr><td></td><td>L.</td><td></td></tr> <tr><td></td><td>AcZn</td><td></td></tr> <tr><td><input checked="" type="checkbox"/></td><td>VERN.</td><td>nero</td></tr> </table>			H.	5 m		L.			AcZn		<input checked="" type="checkbox"/>	VERN.	nero																												
	H.	5 m																																									
	L.																																										
	AcZn																																										
<input checked="" type="checkbox"/>	VERN.	nero																																									
<b>IDENTIFICAZIONE</b>		<b>CARATT.ELETTRICHE</b>																																									
<table border="1"> <tr><td colspan="2">COORD. GPS</td></tr> <tr><td>MARCA</td><td></td></tr> <tr><td>TIPO</td><td></td></tr> <tr><td>QUADRO</td><td></td></tr> </table>		COORD. GPS		MARCA		TIPO		QUADRO		<table border="1"> <tr><td><input type="checkbox"/></td><td>IP</td><td></td><td></td></tr> <tr><td></td><td>CLASSE</td><td>1</td><td></td></tr> <tr><td></td><td>CUT OFF</td><td></td><td></td></tr> <tr><td></td><td>SEMI CUT OFF</td><td></td><td></td></tr> <tr><td></td><td>LINEA</td><td>FG7</td><td></td></tr> <tr><td></td><td>SEZ.</td><td>4x1x6</td><td></td></tr> <tr><td><input checked="" type="checkbox"/></td><td>PE</td><td>1X6</td><td></td></tr> </table>		<input type="checkbox"/>	IP				CLASSE	1			CUT OFF				SEMI CUT OFF				LINEA	FG7			SEZ.	4x1x6		<input checked="" type="checkbox"/>	PE	1X6					
COORD. GPS																																											
MARCA																																											
TIPO																																											
QUADRO																																											
<input type="checkbox"/>	IP																																										
	CLASSE	1																																									
	CUT OFF																																										
	SEMI CUT OFF																																										
	LINEA	FG7																																									
	SEZ.	4x1x6																																									
<input checked="" type="checkbox"/>	PE	1X6																																									
		<b>POSIZIONE</b>																																									
		<table border="1"> <tr><td><input checked="" type="checkbox"/></td><td>SEDE STRADALE</td></tr> <tr><td></td><td>BANCHINA</td></tr> <tr><td></td><td>MARCIAPIEDE</td></tr> <tr><td></td><td>ALTRO</td></tr> </table>		<input checked="" type="checkbox"/>	SEDE STRADALE		BANCHINA		MARCIAPIEDE		ALTRO																																
<input checked="" type="checkbox"/>	SEDE STRADALE																																										
	BANCHINA																																										
	MARCIAPIEDE																																										
	ALTRO																																										
		<b>CONDIZIONI</b>																																									
		<table border="1"> <tr><td colspan="4">SOSTEGNO</td></tr> <tr><td><input type="checkbox"/></td><td>-</td><td><input type="checkbox"/></td><td></td></tr> <tr><td></td><td></td><td><input checked="" type="checkbox"/></td><td></td></tr> <tr><td colspan="4">DIFFUSORE</td></tr> <tr><td><input type="checkbox"/></td><td>-</td><td><input type="checkbox"/></td><td></td></tr> <tr><td></td><td></td><td><input checked="" type="checkbox"/></td><td></td></tr> <tr><td colspan="4">GENERALE</td></tr> <tr><td><input type="checkbox"/></td><td>-</td><td><input type="checkbox"/></td><td></td></tr> <tr><td></td><td></td><td><input checked="" type="checkbox"/></td><td></td></tr> </table>		SOSTEGNO				<input type="checkbox"/>	-	<input type="checkbox"/>				<input checked="" type="checkbox"/>		DIFFUSORE				<input type="checkbox"/>	-	<input type="checkbox"/>				<input checked="" type="checkbox"/>		GENERALE				<input type="checkbox"/>	-	<input type="checkbox"/>				<input checked="" type="checkbox"/>					
SOSTEGNO																																											
<input type="checkbox"/>	-	<input type="checkbox"/>																																									
		<input checked="" type="checkbox"/>																																									
DIFFUSORE																																											
<input type="checkbox"/>	-	<input type="checkbox"/>																																									
		<input checked="" type="checkbox"/>																																									
GENERALE																																											
<input type="checkbox"/>	-	<input type="checkbox"/>																																									
		<input checked="" type="checkbox"/>																																									
COD.	193	VIA <b>San Valentino</b>																																									
		<b>CARATT.MECCANICHE</b>	<b>POSA</b>																																								
		<table border="1"> <tr><td><input type="checkbox"/></td><td>PALO</td><td></td><td>CLS</td></tr> <tr><td></td><td>CILINDRICO</td><td><input checked="" type="checkbox"/></td><td>FE</td></tr> <tr><td><input checked="" type="checkbox"/></td><td>RASTREMATO</td><td></td><td>PVC</td></tr> <tr><td></td><td>CONICO</td><td></td><td>LEGNO</td></tr> </table>	<input type="checkbox"/>	PALO		CLS		CILINDRICO	<input checked="" type="checkbox"/>	FE	<input checked="" type="checkbox"/>	RASTREMATO		PVC		CONICO		LEGNO	<table border="1"> <tr><td><input checked="" type="checkbox"/></td><td>POZZ.</td><td></td><td>SCATOLA</td></tr> <tr><td></td><td>CLS</td><td></td><td>PVC</td></tr> <tr><td><input checked="" type="checkbox"/></td><td>FE</td><td></td><td>FE</td></tr> <tr><td></td><td>PVC</td><td></td><td>INCASSO</td></tr> <tr><td></td><td></td><td></td><td>ESTERNA</td></tr> </table>	<input checked="" type="checkbox"/>	POZZ.		SCATOLA		CLS		PVC	<input checked="" type="checkbox"/>	FE		FE		PVC		INCASSO				ESTERNA				
<input type="checkbox"/>	PALO		CLS																																								
	CILINDRICO	<input checked="" type="checkbox"/>	FE																																								
<input checked="" type="checkbox"/>	RASTREMATO		PVC																																								
	CONICO		LEGNO																																								
<input checked="" type="checkbox"/>	POZZ.		SCATOLA																																								
	CLS		PVC																																								
<input checked="" type="checkbox"/>	FE		FE																																								
	PVC		INCASSO																																								
			ESTERNA																																								
		<b>DIMENSIONI</b>																																									
		<table border="1"> <tr><td></td><td>H.</td><td>5 m</td></tr> <tr><td></td><td>L.</td><td></td></tr> <tr><td></td><td>AcZn</td><td></td></tr> <tr><td><input checked="" type="checkbox"/></td><td>VERN.</td><td>nero</td></tr> </table>			H.	5 m		L.			AcZn		<input checked="" type="checkbox"/>	VERN.	nero																												
	H.	5 m																																									
	L.																																										
	AcZn																																										
<input checked="" type="checkbox"/>	VERN.	nero																																									
<b>IDENTIFICAZIONE</b>		<b>CARATT.ELETTRICHE</b>																																									
<table border="1"> <tr><td colspan="2">COORD. GPS</td></tr> <tr><td>MARCA</td><td></td></tr> <tr><td>TIPO</td><td></td></tr> <tr><td>QUADRO</td><td></td></tr> </table>		COORD. GPS		MARCA		TIPO		QUADRO		<table border="1"> <tr><td><input type="checkbox"/></td><td>IP</td><td></td><td></td></tr> <tr><td></td><td>CLASSE</td><td>1</td><td></td></tr> <tr><td></td><td>CUT OFF</td><td></td><td></td></tr> <tr><td></td><td>SEMI CUT OFF</td><td></td><td></td></tr> <tr><td></td><td>LINEA</td><td>FG7</td><td></td></tr> <tr><td></td><td>SEZ.</td><td>4x1x6</td><td></td></tr> <tr><td><input checked="" type="checkbox"/></td><td>PE</td><td>1X6</td><td></td></tr> </table>		<input type="checkbox"/>	IP				CLASSE	1			CUT OFF				SEMI CUT OFF				LINEA	FG7			SEZ.	4x1x6		<input checked="" type="checkbox"/>	PE	1X6					
COORD. GPS																																											
MARCA																																											
TIPO																																											
QUADRO																																											
<input type="checkbox"/>	IP																																										
	CLASSE	1																																									
	CUT OFF																																										
	SEMI CUT OFF																																										
	LINEA	FG7																																									
	SEZ.	4x1x6																																									
<input checked="" type="checkbox"/>	PE	1X6																																									
		<b>POSIZIONE</b>																																									
		<table border="1"> <tr><td><input checked="" type="checkbox"/></td><td>SEDE STRADALE</td></tr> <tr><td></td><td>BANCHINA</td></tr> <tr><td></td><td>MARCIAPIEDE</td></tr> <tr><td></td><td>ALTRO</td></tr> </table>		<input checked="" type="checkbox"/>	SEDE STRADALE		BANCHINA		MARCIAPIEDE		ALTRO																																
<input checked="" type="checkbox"/>	SEDE STRADALE																																										
	BANCHINA																																										
	MARCIAPIEDE																																										
	ALTRO																																										
		<b>CONDIZIONI</b>																																									
		<table border="1"> <tr><td colspan="4">SOSTEGNO</td></tr> <tr><td><input type="checkbox"/></td><td>-</td><td><input type="checkbox"/></td><td></td></tr> <tr><td></td><td></td><td><input checked="" type="checkbox"/></td><td></td></tr> <tr><td colspan="4">DIFFUSORE</td></tr> <tr><td><input type="checkbox"/></td><td>-</td><td><input type="checkbox"/></td><td></td></tr> <tr><td></td><td></td><td><input checked="" type="checkbox"/></td><td></td></tr> <tr><td colspan="4">GENERALE</td></tr> <tr><td><input type="checkbox"/></td><td>-</td><td><input type="checkbox"/></td><td></td></tr> <tr><td></td><td></td><td><input checked="" type="checkbox"/></td><td></td></tr> </table>		SOSTEGNO				<input type="checkbox"/>	-	<input type="checkbox"/>				<input checked="" type="checkbox"/>		DIFFUSORE				<input type="checkbox"/>	-	<input type="checkbox"/>				<input checked="" type="checkbox"/>		GENERALE				<input type="checkbox"/>	-	<input type="checkbox"/>				<input checked="" type="checkbox"/>					
SOSTEGNO																																											
<input type="checkbox"/>	-	<input type="checkbox"/>																																									
		<input checked="" type="checkbox"/>																																									
DIFFUSORE																																											
<input type="checkbox"/>	-	<input type="checkbox"/>																																									
		<input checked="" type="checkbox"/>																																									
GENERALE																																											
<input type="checkbox"/>	-	<input type="checkbox"/>																																									
		<input checked="" type="checkbox"/>																																									
COD.	194	VIA <b>San Valentino</b>																																									
		<b>CARATT.MECCANICHE</b>	<b>POSA</b>																																								
		<table border="1"> <tr><td><input type="checkbox"/></td><td>PALO</td><td></td><td>CLS</td></tr> <tr><td></td><td>CILINDRICO</td><td><input checked="" type="checkbox"/></td><td>FE</td></tr> <tr><td></td><td>RASTREMATO</td><td></td><td>PVC</td></tr> <tr><td></td><td>CONICO</td><td></td><td>LEGNO</td></tr> <tr><td><input checked="" type="checkbox"/></td><td>MENSOLA</td><td></td><td></td></tr> </table>	<input type="checkbox"/>	PALO		CLS		CILINDRICO	<input checked="" type="checkbox"/>	FE		RASTREMATO		PVC		CONICO		LEGNO	<input checked="" type="checkbox"/>	MENSOLA			<table border="1"> <tr><td><input checked="" type="checkbox"/></td><td>POZZ.</td><td><input checked="" type="checkbox"/></td><td>SCATOLA</td></tr> <tr><td></td><td>CLS</td><td><input checked="" type="checkbox"/></td><td>PVC</td></tr> <tr><td><input checked="" type="checkbox"/></td><td>FE</td><td></td><td>FE</td></tr> <tr><td></td><td>PVC</td><td><input checked="" type="checkbox"/></td><td>INCASSO</td></tr> <tr><td></td><td></td><td></td><td>ESTERNA</td></tr> </table>	<input checked="" type="checkbox"/>	POZZ.	<input checked="" type="checkbox"/>	SCATOLA		CLS	<input checked="" type="checkbox"/>	PVC	<input checked="" type="checkbox"/>	FE		FE		PVC	<input checked="" type="checkbox"/>	INCASSO				ESTERNA
<input type="checkbox"/>	PALO		CLS																																								
	CILINDRICO	<input checked="" type="checkbox"/>	FE																																								
	RASTREMATO		PVC																																								
	CONICO		LEGNO																																								
<input checked="" type="checkbox"/>	MENSOLA																																										
<input checked="" type="checkbox"/>	POZZ.	<input checked="" type="checkbox"/>	SCATOLA																																								
	CLS	<input checked="" type="checkbox"/>	PVC																																								
<input checked="" type="checkbox"/>	FE		FE																																								
	PVC	<input checked="" type="checkbox"/>	INCASSO																																								
			ESTERNA																																								
		<b>DIMENSIONI</b>																																									
		<table border="1"> <tr><td></td><td>H.</td><td></td></tr> <tr><td></td><td>L.</td><td>50cm</td></tr> <tr><td></td><td>AcZn</td><td></td></tr> <tr><td><input checked="" type="checkbox"/></td><td>VERN.</td><td>nero</td></tr> </table>			H.			L.	50cm		AcZn		<input checked="" type="checkbox"/>	VERN.	nero																												
	H.																																										
	L.	50cm																																									
	AcZn																																										
<input checked="" type="checkbox"/>	VERN.	nero																																									
<b>IDENTIFICAZIONE</b>		<b>CARATT.ELETTRICHE</b>																																									
<table border="1"> <tr><td colspan="2">COORD. GPS</td></tr> <tr><td>MARCA</td><td></td></tr> <tr><td>TIPO</td><td></td></tr> <tr><td>QUADRO</td><td></td></tr> </table>		COORD. GPS		MARCA		TIPO		QUADRO		<table border="1"> <tr><td><input type="checkbox"/></td><td>IP</td><td></td><td></td></tr> <tr><td></td><td>CLASSE</td><td>1</td><td></td></tr> <tr><td></td><td>CUT OFF</td><td></td><td></td></tr> <tr><td></td><td>SEMI CUT OFF</td><td></td><td></td></tr> <tr><td></td><td>LINEA</td><td>FG7</td><td></td></tr> <tr><td></td><td>SEZ.</td><td>4x1x6</td><td></td></tr> <tr><td><input checked="" type="checkbox"/></td><td>PE</td><td>1X6</td><td></td></tr> </table>		<input type="checkbox"/>	IP				CLASSE	1			CUT OFF				SEMI CUT OFF				LINEA	FG7			SEZ.	4x1x6		<input checked="" type="checkbox"/>	PE	1X6					
COORD. GPS																																											
MARCA																																											
TIPO																																											
QUADRO																																											
<input type="checkbox"/>	IP																																										
	CLASSE	1																																									
	CUT OFF																																										
	SEMI CUT OFF																																										
	LINEA	FG7																																									
	SEZ.	4x1x6																																									
<input checked="" type="checkbox"/>	PE	1X6																																									
		<b>POSIZIONE</b>																																									
		<table border="1"> <tr><td><input checked="" type="checkbox"/></td><td>SEDE STRADALE</td></tr> <tr><td></td><td>BANCHINA</td></tr> <tr><td></td><td>MARCIAPIEDE</td></tr> <tr><td></td><td>ALTRO</td></tr> </table>		<input checked="" type="checkbox"/>	SEDE STRADALE		BANCHINA		MARCIAPIEDE		ALTRO																																
<input checked="" type="checkbox"/>	SEDE STRADALE																																										
	BANCHINA																																										
	MARCIAPIEDE																																										
	ALTRO																																										
		<b>CONDIZIONI</b>																																									
		<table border="1"> <tr><td colspan="4">SOSTEGNO</td></tr> <tr><td><input type="checkbox"/></td><td>-</td><td><input type="checkbox"/></td><td></td></tr> <tr><td></td><td></td><td><input checked="" type="checkbox"/></td><td></td></tr> <tr><td colspan="4">DIFFUSORE</td></tr> <tr><td><input type="checkbox"/></td><td>-</td><td><input type="checkbox"/></td><td></td></tr> <tr><td></td><td></td><td><input checked="" type="checkbox"/></td><td></td></tr> <tr><td colspan="4">GENERALE</td></tr> <tr><td><input type="checkbox"/></td><td>-</td><td><input type="checkbox"/></td><td></td></tr> <tr><td></td><td></td><td><input checked="" type="checkbox"/></td><td></td></tr> </table>		SOSTEGNO				<input type="checkbox"/>	-	<input type="checkbox"/>				<input checked="" type="checkbox"/>		DIFFUSORE				<input type="checkbox"/>	-	<input type="checkbox"/>				<input checked="" type="checkbox"/>		GENERALE				<input type="checkbox"/>	-	<input type="checkbox"/>				<input checked="" type="checkbox"/>					
SOSTEGNO																																											
<input type="checkbox"/>	-	<input type="checkbox"/>																																									
		<input checked="" type="checkbox"/>																																									
DIFFUSORE																																											
<input type="checkbox"/>	-	<input type="checkbox"/>																																									
		<input checked="" type="checkbox"/>																																									
GENERALE																																											
<input type="checkbox"/>	-	<input type="checkbox"/>																																									
		<input checked="" type="checkbox"/>																																									




<b>00</b>	PIANO REGOLATORE DELL'ILLUMINAZIONE COMUNALE – PRIC – DEL COMUNE DI SCURELLE (TN)	<i>censimento</i>	
<b>SEZ</b>		Pag. 69 di 143	25_09_rel.doc

COD.	195	VIA <b>San Valentino</b>																																									
		<b>CARATT.MECCANICHE</b>	<b>POSA</b>																																								
		<table border="1"> <tr><td><input type="checkbox"/></td><td>PALO</td><td><input type="checkbox"/></td><td>CLS</td></tr> <tr><td><input type="checkbox"/></td><td>CILINDRICO</td><td><input checked="" type="checkbox"/></td><td>FE</td></tr> <tr><td><input type="checkbox"/></td><td>RASTREMATO</td><td><input type="checkbox"/></td><td>PVC</td></tr> <tr><td><input type="checkbox"/></td><td>CONICO</td><td><input type="checkbox"/></td><td>LEGNO</td></tr> <tr><td><input checked="" type="checkbox"/></td><td>MENSOLA</td><td><input type="checkbox"/></td><td></td></tr> </table>	<input type="checkbox"/>	PALO	<input type="checkbox"/>	CLS	<input type="checkbox"/>	CILINDRICO	<input checked="" type="checkbox"/>	FE	<input type="checkbox"/>	RASTREMATO	<input type="checkbox"/>	PVC	<input type="checkbox"/>	CONICO	<input type="checkbox"/>	LEGNO	<input checked="" type="checkbox"/>	MENSOLA	<input type="checkbox"/>		<table border="1"> <tr><td><input checked="" type="checkbox"/></td><td>POZZ.</td><td><input checked="" type="checkbox"/></td><td>SCATOLA</td></tr> <tr><td><input type="checkbox"/></td><td>CLS</td><td><input checked="" type="checkbox"/></td><td>PVC</td></tr> <tr><td><input checked="" type="checkbox"/></td><td>FE</td><td><input type="checkbox"/></td><td>FE</td></tr> <tr><td><input type="checkbox"/></td><td>PVC</td><td><input checked="" type="checkbox"/></td><td>INCASSO</td></tr> <tr><td><input type="checkbox"/></td><td></td><td><input type="checkbox"/></td><td>ESTERNA</td></tr> </table>	<input checked="" type="checkbox"/>	POZZ.	<input checked="" type="checkbox"/>	SCATOLA	<input type="checkbox"/>	CLS	<input checked="" type="checkbox"/>	PVC	<input checked="" type="checkbox"/>	FE	<input type="checkbox"/>	FE	<input type="checkbox"/>	PVC	<input checked="" type="checkbox"/>	INCASSO	<input type="checkbox"/>		<input type="checkbox"/>	ESTERNA
<input type="checkbox"/>	PALO	<input type="checkbox"/>	CLS																																								
<input type="checkbox"/>	CILINDRICO	<input checked="" type="checkbox"/>	FE																																								
<input type="checkbox"/>	RASTREMATO	<input type="checkbox"/>	PVC																																								
<input type="checkbox"/>	CONICO	<input type="checkbox"/>	LEGNO																																								
<input checked="" type="checkbox"/>	MENSOLA	<input type="checkbox"/>																																									
<input checked="" type="checkbox"/>	POZZ.	<input checked="" type="checkbox"/>	SCATOLA																																								
<input type="checkbox"/>	CLS	<input checked="" type="checkbox"/>	PVC																																								
<input checked="" type="checkbox"/>	FE	<input type="checkbox"/>	FE																																								
<input type="checkbox"/>	PVC	<input checked="" type="checkbox"/>	INCASSO																																								
<input type="checkbox"/>		<input type="checkbox"/>	ESTERNA																																								
		<b>DIMENSIONI</b>																																									
		<table border="1"> <tr><td><input type="checkbox"/></td><td>H.</td><td></td></tr> <tr><td><input type="checkbox"/></td><td>L.</td><td>50cm</td></tr> <tr><td><input type="checkbox"/></td><td>AcZn</td><td></td></tr> <tr><td><input checked="" type="checkbox"/></td><td>VERN.</td><td>nero</td></tr> </table>		<input type="checkbox"/>	H.		<input type="checkbox"/>	L.	50cm	<input type="checkbox"/>	AcZn		<input checked="" type="checkbox"/>	VERN.	nero																												
<input type="checkbox"/>	H.																																										
<input type="checkbox"/>	L.	50cm																																									
<input type="checkbox"/>	AcZn																																										
<input checked="" type="checkbox"/>	VERN.	nero																																									
<b>IDENTIFICAZIONE</b>		<b>CARATT.ELETTRICHE</b>																																									
<table border="1"> <tr><td colspan="2">COORD. GPS</td></tr> <tr><td>MARCA</td><td></td></tr> <tr><td>TIPO</td><td></td></tr> <tr><td>QUADRO</td><td></td></tr> </table>		COORD. GPS		MARCA		TIPO		QUADRO		<table border="1"> <tr><td><input type="checkbox"/></td><td>IP</td><td></td></tr> <tr><td><input type="checkbox"/></td><td>CLASSE</td><td>1</td></tr> <tr><td><input type="checkbox"/></td><td>CUT OFF</td><td></td></tr> <tr><td><input type="checkbox"/></td><td>SEMI CUT OFF</td><td></td></tr> <tr><td><input type="checkbox"/></td><td>LINEA</td><td>FG7</td></tr> <tr><td><input type="checkbox"/></td><td>SEZ.</td><td>4x1x6</td></tr> <tr><td><input checked="" type="checkbox"/></td><td>PE</td><td>1X6</td></tr> </table>		<input type="checkbox"/>	IP		<input type="checkbox"/>	CLASSE	1	<input type="checkbox"/>	CUT OFF		<input type="checkbox"/>	SEMI CUT OFF		<input type="checkbox"/>	LINEA	FG7	<input type="checkbox"/>	SEZ.	4x1x6	<input checked="" type="checkbox"/>	PE	1X6											
COORD. GPS																																											
MARCA																																											
TIPO																																											
QUADRO																																											
<input type="checkbox"/>	IP																																										
<input type="checkbox"/>	CLASSE	1																																									
<input type="checkbox"/>	CUT OFF																																										
<input type="checkbox"/>	SEMI CUT OFF																																										
<input type="checkbox"/>	LINEA	FG7																																									
<input type="checkbox"/>	SEZ.	4x1x6																																									
<input checked="" type="checkbox"/>	PE	1X6																																									
		<b>POSIZIONE</b>																																									
		<table border="1"> <tr><td><input checked="" type="checkbox"/></td><td>SEDE STRADALE</td></tr> <tr><td><input type="checkbox"/></td><td>BANCHINA</td></tr> <tr><td><input type="checkbox"/></td><td>MARCIAPIEDE</td></tr> <tr><td><input type="checkbox"/></td><td>ALTRO</td></tr> </table>		<input checked="" type="checkbox"/>	SEDE STRADALE	<input type="checkbox"/>	BANCHINA	<input type="checkbox"/>	MARCIAPIEDE	<input type="checkbox"/>	ALTRO																																
<input checked="" type="checkbox"/>	SEDE STRADALE																																										
<input type="checkbox"/>	BANCHINA																																										
<input type="checkbox"/>	MARCIAPIEDE																																										
<input type="checkbox"/>	ALTRO																																										
		<b>CONDIZIONI</b>																																									
		<table border="1"> <tr><td colspan="3">SOSTEGNO</td></tr> <tr><td><input type="checkbox"/></td><td>-</td><td><input checked="" type="checkbox"/></td></tr> <tr><td><input type="checkbox"/></td><td></td><td><input checked="" type="checkbox"/></td></tr> <tr><td colspan="3">DIFFUSORE</td></tr> <tr><td><input type="checkbox"/></td><td>-</td><td><input checked="" type="checkbox"/></td></tr> <tr><td><input type="checkbox"/></td><td></td><td><input checked="" type="checkbox"/></td></tr> <tr><td colspan="3">GENERALE</td></tr> <tr><td><input type="checkbox"/></td><td>-</td><td><input checked="" type="checkbox"/></td></tr> <tr><td><input type="checkbox"/></td><td></td><td><input checked="" type="checkbox"/></td></tr> </table>		SOSTEGNO			<input type="checkbox"/>	-	<input checked="" type="checkbox"/>	<input type="checkbox"/>		<input checked="" type="checkbox"/>	DIFFUSORE			<input type="checkbox"/>	-	<input checked="" type="checkbox"/>	<input type="checkbox"/>		<input checked="" type="checkbox"/>	GENERALE			<input type="checkbox"/>	-	<input checked="" type="checkbox"/>	<input type="checkbox"/>		<input checked="" type="checkbox"/>													
SOSTEGNO																																											
<input type="checkbox"/>	-	<input checked="" type="checkbox"/>																																									
<input type="checkbox"/>		<input checked="" type="checkbox"/>																																									
DIFFUSORE																																											
<input type="checkbox"/>	-	<input checked="" type="checkbox"/>																																									
<input type="checkbox"/>		<input checked="" type="checkbox"/>																																									
GENERALE																																											
<input type="checkbox"/>	-	<input checked="" type="checkbox"/>																																									
<input type="checkbox"/>		<input checked="" type="checkbox"/>																																									
COD.	196	VIA <b>San Valentino</b>																																									
		<b>CARATT.MECCANICHE</b>	<b>POSA</b>																																								
		<table border="1"> <tr><td><input type="checkbox"/></td><td>PALO</td><td><input type="checkbox"/></td><td>CLS</td></tr> <tr><td><input type="checkbox"/></td><td>CILINDRICO</td><td><input checked="" type="checkbox"/></td><td>FE</td></tr> <tr><td><input checked="" type="checkbox"/></td><td>RASTREMATO</td><td><input type="checkbox"/></td><td>PVC</td></tr> <tr><td><input type="checkbox"/></td><td>CONICO</td><td><input type="checkbox"/></td><td>LEGNO</td></tr> </table>	<input type="checkbox"/>	PALO	<input type="checkbox"/>	CLS	<input type="checkbox"/>	CILINDRICO	<input checked="" type="checkbox"/>	FE	<input checked="" type="checkbox"/>	RASTREMATO	<input type="checkbox"/>	PVC	<input type="checkbox"/>	CONICO	<input type="checkbox"/>	LEGNO	<table border="1"> <tr><td><input checked="" type="checkbox"/></td><td>POZZ.</td><td><input type="checkbox"/></td><td>SCATOLA</td></tr> <tr><td><input type="checkbox"/></td><td>CLS</td><td><input type="checkbox"/></td><td>PVC</td></tr> <tr><td><input checked="" type="checkbox"/></td><td>FE</td><td><input type="checkbox"/></td><td>FE</td></tr> <tr><td><input type="checkbox"/></td><td>PVC</td><td><input type="checkbox"/></td><td>INCASSO</td></tr> <tr><td><input type="checkbox"/></td><td></td><td><input type="checkbox"/></td><td>ESTERNA</td></tr> </table>	<input checked="" type="checkbox"/>	POZZ.	<input type="checkbox"/>	SCATOLA	<input type="checkbox"/>	CLS	<input type="checkbox"/>	PVC	<input checked="" type="checkbox"/>	FE	<input type="checkbox"/>	FE	<input type="checkbox"/>	PVC	<input type="checkbox"/>	INCASSO	<input type="checkbox"/>		<input type="checkbox"/>	ESTERNA				
<input type="checkbox"/>	PALO	<input type="checkbox"/>	CLS																																								
<input type="checkbox"/>	CILINDRICO	<input checked="" type="checkbox"/>	FE																																								
<input checked="" type="checkbox"/>	RASTREMATO	<input type="checkbox"/>	PVC																																								
<input type="checkbox"/>	CONICO	<input type="checkbox"/>	LEGNO																																								
<input checked="" type="checkbox"/>	POZZ.	<input type="checkbox"/>	SCATOLA																																								
<input type="checkbox"/>	CLS	<input type="checkbox"/>	PVC																																								
<input checked="" type="checkbox"/>	FE	<input type="checkbox"/>	FE																																								
<input type="checkbox"/>	PVC	<input type="checkbox"/>	INCASSO																																								
<input type="checkbox"/>		<input type="checkbox"/>	ESTERNA																																								
		<b>DIMENSIONI</b>																																									
		<table border="1"> <tr><td><input type="checkbox"/></td><td>H.</td><td>5 m</td></tr> <tr><td><input type="checkbox"/></td><td>L.</td><td></td></tr> <tr><td><input type="checkbox"/></td><td>AcZn</td><td></td></tr> <tr><td><input checked="" type="checkbox"/></td><td>VERN.</td><td>nero</td></tr> </table>		<input type="checkbox"/>	H.	5 m	<input type="checkbox"/>	L.		<input type="checkbox"/>	AcZn		<input checked="" type="checkbox"/>	VERN.	nero																												
<input type="checkbox"/>	H.	5 m																																									
<input type="checkbox"/>	L.																																										
<input type="checkbox"/>	AcZn																																										
<input checked="" type="checkbox"/>	VERN.	nero																																									
<b>IDENTIFICAZIONE</b>		<b>CARATT.ELETTRICHE</b>																																									
<table border="1"> <tr><td colspan="2">COORD. GPS</td></tr> <tr><td>MARCA</td><td></td></tr> <tr><td>TIPO</td><td></td></tr> <tr><td>QUADRO</td><td></td></tr> </table>		COORD. GPS		MARCA		TIPO		QUADRO		<table border="1"> <tr><td><input type="checkbox"/></td><td>IP</td><td></td></tr> <tr><td><input type="checkbox"/></td><td>CLASSE</td><td>1</td></tr> <tr><td><input type="checkbox"/></td><td>CUT OFF</td><td></td></tr> <tr><td><input type="checkbox"/></td><td>SEMI CUT OFF</td><td></td></tr> <tr><td><input type="checkbox"/></td><td>LINEA</td><td>FG7</td></tr> <tr><td><input type="checkbox"/></td><td>SEZ.</td><td>4x1x6</td></tr> <tr><td><input checked="" type="checkbox"/></td><td>PE</td><td>1X6</td></tr> </table>		<input type="checkbox"/>	IP		<input type="checkbox"/>	CLASSE	1	<input type="checkbox"/>	CUT OFF		<input type="checkbox"/>	SEMI CUT OFF		<input type="checkbox"/>	LINEA	FG7	<input type="checkbox"/>	SEZ.	4x1x6	<input checked="" type="checkbox"/>	PE	1X6											
COORD. GPS																																											
MARCA																																											
TIPO																																											
QUADRO																																											
<input type="checkbox"/>	IP																																										
<input type="checkbox"/>	CLASSE	1																																									
<input type="checkbox"/>	CUT OFF																																										
<input type="checkbox"/>	SEMI CUT OFF																																										
<input type="checkbox"/>	LINEA	FG7																																									
<input type="checkbox"/>	SEZ.	4x1x6																																									
<input checked="" type="checkbox"/>	PE	1X6																																									
		<b>POSIZIONE</b>																																									
		<table border="1"> <tr><td><input checked="" type="checkbox"/></td><td>SEDE STRADALE</td></tr> <tr><td><input type="checkbox"/></td><td>BANCHINA</td></tr> <tr><td><input type="checkbox"/></td><td>MARCIAPIEDE</td></tr> <tr><td><input type="checkbox"/></td><td>ALTRO</td></tr> </table>		<input checked="" type="checkbox"/>	SEDE STRADALE	<input type="checkbox"/>	BANCHINA	<input type="checkbox"/>	MARCIAPIEDE	<input type="checkbox"/>	ALTRO																																
<input checked="" type="checkbox"/>	SEDE STRADALE																																										
<input type="checkbox"/>	BANCHINA																																										
<input type="checkbox"/>	MARCIAPIEDE																																										
<input type="checkbox"/>	ALTRO																																										
		<b>CONDIZIONI</b>																																									
		<table border="1"> <tr><td colspan="3">SOSTEGNO</td></tr> <tr><td><input type="checkbox"/></td><td>-</td><td><input checked="" type="checkbox"/></td></tr> <tr><td><input type="checkbox"/></td><td></td><td><input checked="" type="checkbox"/></td></tr> <tr><td colspan="3">DIFFUSORE</td></tr> <tr><td><input type="checkbox"/></td><td>-</td><td><input checked="" type="checkbox"/></td></tr> <tr><td><input type="checkbox"/></td><td></td><td><input checked="" type="checkbox"/></td></tr> <tr><td colspan="3">GENERALE</td></tr> <tr><td><input type="checkbox"/></td><td>-</td><td><input checked="" type="checkbox"/></td></tr> <tr><td><input type="checkbox"/></td><td></td><td><input checked="" type="checkbox"/></td></tr> </table>		SOSTEGNO			<input type="checkbox"/>	-	<input checked="" type="checkbox"/>	<input type="checkbox"/>		<input checked="" type="checkbox"/>	DIFFUSORE			<input type="checkbox"/>	-	<input checked="" type="checkbox"/>	<input type="checkbox"/>		<input checked="" type="checkbox"/>	GENERALE			<input type="checkbox"/>	-	<input checked="" type="checkbox"/>	<input type="checkbox"/>		<input checked="" type="checkbox"/>													
SOSTEGNO																																											
<input type="checkbox"/>	-	<input checked="" type="checkbox"/>																																									
<input type="checkbox"/>		<input checked="" type="checkbox"/>																																									
DIFFUSORE																																											
<input type="checkbox"/>	-	<input checked="" type="checkbox"/>																																									
<input type="checkbox"/>		<input checked="" type="checkbox"/>																																									
GENERALE																																											
<input type="checkbox"/>	-	<input checked="" type="checkbox"/>																																									
<input type="checkbox"/>		<input checked="" type="checkbox"/>																																									
COD.	197	VIA <b>San Valentino</b>																																									
		<b>CARATT.MECCANICHE</b>	<b>POSA</b>																																								
		<table border="1"> <tr><td><input type="checkbox"/></td><td>PALO INC.</td><td><input type="checkbox"/></td><td>CLS</td></tr> <tr><td><input type="checkbox"/></td><td>CILINDRICO</td><td><input checked="" type="checkbox"/></td><td>FE</td></tr> <tr><td><input checked="" type="checkbox"/></td><td>RASTREMATO</td><td><input type="checkbox"/></td><td>PVC</td></tr> <tr><td><input type="checkbox"/></td><td>CONICO</td><td><input type="checkbox"/></td><td>LEGNO</td></tr> </table>	<input type="checkbox"/>	PALO INC.	<input type="checkbox"/>	CLS	<input type="checkbox"/>	CILINDRICO	<input checked="" type="checkbox"/>	FE	<input checked="" type="checkbox"/>	RASTREMATO	<input type="checkbox"/>	PVC	<input type="checkbox"/>	CONICO	<input type="checkbox"/>	LEGNO	<table border="1"> <tr><td><input checked="" type="checkbox"/></td><td>POZZ.</td><td><input type="checkbox"/></td><td>SCATOLA</td></tr> <tr><td><input type="checkbox"/></td><td>CLS</td><td><input type="checkbox"/></td><td>PVC</td></tr> <tr><td><input checked="" type="checkbox"/></td><td>FE</td><td><input type="checkbox"/></td><td>FE</td></tr> <tr><td><input type="checkbox"/></td><td>PVC</td><td><input type="checkbox"/></td><td>INCASSO</td></tr> <tr><td><input type="checkbox"/></td><td></td><td><input type="checkbox"/></td><td>ESTERNA</td></tr> </table>	<input checked="" type="checkbox"/>	POZZ.	<input type="checkbox"/>	SCATOLA	<input type="checkbox"/>	CLS	<input type="checkbox"/>	PVC	<input checked="" type="checkbox"/>	FE	<input type="checkbox"/>	FE	<input type="checkbox"/>	PVC	<input type="checkbox"/>	INCASSO	<input type="checkbox"/>		<input type="checkbox"/>	ESTERNA				
<input type="checkbox"/>	PALO INC.	<input type="checkbox"/>	CLS																																								
<input type="checkbox"/>	CILINDRICO	<input checked="" type="checkbox"/>	FE																																								
<input checked="" type="checkbox"/>	RASTREMATO	<input type="checkbox"/>	PVC																																								
<input type="checkbox"/>	CONICO	<input type="checkbox"/>	LEGNO																																								
<input checked="" type="checkbox"/>	POZZ.	<input type="checkbox"/>	SCATOLA																																								
<input type="checkbox"/>	CLS	<input type="checkbox"/>	PVC																																								
<input checked="" type="checkbox"/>	FE	<input type="checkbox"/>	FE																																								
<input type="checkbox"/>	PVC	<input type="checkbox"/>	INCASSO																																								
<input type="checkbox"/>		<input type="checkbox"/>	ESTERNA																																								
		<b>DIMENSIONI</b>																																									
		<table border="1"> <tr><td><input type="checkbox"/></td><td>H.</td><td>5 m</td></tr> <tr><td><input type="checkbox"/></td><td>L.</td><td></td></tr> <tr><td><input type="checkbox"/></td><td>AcZn</td><td></td></tr> <tr><td><input checked="" type="checkbox"/></td><td>VERN.</td><td>nero</td></tr> </table>		<input type="checkbox"/>	H.	5 m	<input type="checkbox"/>	L.		<input type="checkbox"/>	AcZn		<input checked="" type="checkbox"/>	VERN.	nero																												
<input type="checkbox"/>	H.	5 m																																									
<input type="checkbox"/>	L.																																										
<input type="checkbox"/>	AcZn																																										
<input checked="" type="checkbox"/>	VERN.	nero																																									
<b>IDENTIFICAZIONE</b>		<b>CARATT.ELETTRICHE</b>																																									
<table border="1"> <tr><td colspan="2">COORD. GPS</td></tr> <tr><td>MARCA</td><td></td></tr> <tr><td>TIPO</td><td></td></tr> <tr><td>QUADRO</td><td></td></tr> </table>		COORD. GPS		MARCA		TIPO		QUADRO		<table border="1"> <tr><td><input type="checkbox"/></td><td>IP</td><td></td></tr> <tr><td><input type="checkbox"/></td><td>CLASSE</td><td>1</td></tr> <tr><td><input type="checkbox"/></td><td>CUT OFF</td><td></td></tr> <tr><td><input type="checkbox"/></td><td>SEMI CUT OFF</td><td></td></tr> <tr><td><input type="checkbox"/></td><td>LINEA</td><td>FG7</td></tr> <tr><td><input type="checkbox"/></td><td>SEZ.</td><td>4x1x6</td></tr> <tr><td><input checked="" type="checkbox"/></td><td>PE</td><td>1X6</td></tr> </table>		<input type="checkbox"/>	IP		<input type="checkbox"/>	CLASSE	1	<input type="checkbox"/>	CUT OFF		<input type="checkbox"/>	SEMI CUT OFF		<input type="checkbox"/>	LINEA	FG7	<input type="checkbox"/>	SEZ.	4x1x6	<input checked="" type="checkbox"/>	PE	1X6											
COORD. GPS																																											
MARCA																																											
TIPO																																											
QUADRO																																											
<input type="checkbox"/>	IP																																										
<input type="checkbox"/>	CLASSE	1																																									
<input type="checkbox"/>	CUT OFF																																										
<input type="checkbox"/>	SEMI CUT OFF																																										
<input type="checkbox"/>	LINEA	FG7																																									
<input type="checkbox"/>	SEZ.	4x1x6																																									
<input checked="" type="checkbox"/>	PE	1X6																																									
		<b>POSIZIONE</b>																																									
		<table border="1"> <tr><td><input checked="" type="checkbox"/></td><td>SEDE STRADALE</td></tr> <tr><td><input type="checkbox"/></td><td>BANCHINA</td></tr> <tr><td><input type="checkbox"/></td><td>MARCIAPIEDE</td></tr> <tr><td><input type="checkbox"/></td><td>ALTRO</td></tr> </table>		<input checked="" type="checkbox"/>	SEDE STRADALE	<input type="checkbox"/>	BANCHINA	<input type="checkbox"/>	MARCIAPIEDE	<input type="checkbox"/>	ALTRO																																
<input checked="" type="checkbox"/>	SEDE STRADALE																																										
<input type="checkbox"/>	BANCHINA																																										
<input type="checkbox"/>	MARCIAPIEDE																																										
<input type="checkbox"/>	ALTRO																																										
		<b>CONDIZIONI</b>																																									
		<table border="1"> <tr><td colspan="3">SOSTEGNO</td></tr> <tr><td><input type="checkbox"/></td><td>-</td><td><input checked="" type="checkbox"/></td></tr> <tr><td><input type="checkbox"/></td><td></td><td><input checked="" type="checkbox"/></td></tr> <tr><td colspan="3">DIFFUSORE</td></tr> <tr><td><input type="checkbox"/></td><td>-</td><td><input checked="" type="checkbox"/></td></tr> <tr><td><input type="checkbox"/></td><td></td><td><input checked="" type="checkbox"/></td></tr> <tr><td colspan="3">GENERALE</td></tr> <tr><td><input type="checkbox"/></td><td>-</td><td><input checked="" type="checkbox"/></td></tr> <tr><td><input type="checkbox"/></td><td></td><td><input checked="" type="checkbox"/></td></tr> </table>		SOSTEGNO			<input type="checkbox"/>	-	<input checked="" type="checkbox"/>	<input type="checkbox"/>		<input checked="" type="checkbox"/>	DIFFUSORE			<input type="checkbox"/>	-	<input checked="" type="checkbox"/>	<input type="checkbox"/>		<input checked="" type="checkbox"/>	GENERALE			<input type="checkbox"/>	-	<input checked="" type="checkbox"/>	<input type="checkbox"/>		<input checked="" type="checkbox"/>													
SOSTEGNO																																											
<input type="checkbox"/>	-	<input checked="" type="checkbox"/>																																									
<input type="checkbox"/>		<input checked="" type="checkbox"/>																																									
DIFFUSORE																																											
<input type="checkbox"/>	-	<input checked="" type="checkbox"/>																																									
<input type="checkbox"/>		<input checked="" type="checkbox"/>																																									
GENERALE																																											
<input type="checkbox"/>	-	<input checked="" type="checkbox"/>																																									
<input type="checkbox"/>		<input checked="" type="checkbox"/>																																									


<b>00</b>	PIANO REGOLATORE DELL'ILLUMINAZIONE COMUNALE – PRIC – DEL COMUNE DI SCURELLE (TN)	<i>censimento</i>	
<b>SEZ</b>		Pag. 70 di 143	25_09_rel.doc

COD.	198	VIA <b>Vicolo della Regola</b>																																							
	<b>CARATT.MECCANICHE</b>		<b>POSA</b>																																						
	<table border="1"> <tr><td><input type="checkbox"/></td><td>PALO</td><td></td><td>CLS</td></tr> <tr><td><input type="checkbox"/></td><td>CILINDRICO</td><td><input checked="" type="checkbox"/></td><td>FE</td></tr> <tr><td><input type="checkbox"/></td><td>RASTREMATO</td><td></td><td>PVC</td></tr> <tr><td><input type="checkbox"/></td><td>CONICO</td><td></td><td>LEGNO</td></tr> <tr><td><input checked="" type="checkbox"/></td><td>MENSOLA</td><td></td><td></td></tr> </table>	<input type="checkbox"/>	PALO		CLS	<input type="checkbox"/>	CILINDRICO	<input checked="" type="checkbox"/>	FE	<input type="checkbox"/>	RASTREMATO		PVC	<input type="checkbox"/>	CONICO		LEGNO	<input checked="" type="checkbox"/>	MENSOLA			<table border="1"> <tr><td><input checked="" type="checkbox"/></td><td>POZZ.</td><td><input checked="" type="checkbox"/></td><td>SCATOLA</td></tr> <tr><td></td><td>CLS</td><td><input checked="" type="checkbox"/></td><td>PVC</td></tr> <tr><td><input checked="" type="checkbox"/></td><td>FE</td><td></td><td>FE</td></tr> <tr><td></td><td>PVC</td><td><input checked="" type="checkbox"/></td><td>INCASSO</td></tr> <tr><td></td><td></td><td></td><td>ESTERNA</td></tr> </table>	<input checked="" type="checkbox"/>	POZZ.	<input checked="" type="checkbox"/>	SCATOLA		CLS	<input checked="" type="checkbox"/>	PVC	<input checked="" type="checkbox"/>	FE		FE		PVC	<input checked="" type="checkbox"/>	INCASSO			
<input type="checkbox"/>	PALO		CLS																																						
<input type="checkbox"/>	CILINDRICO	<input checked="" type="checkbox"/>	FE																																						
<input type="checkbox"/>	RASTREMATO		PVC																																						
<input type="checkbox"/>	CONICO		LEGNO																																						
<input checked="" type="checkbox"/>	MENSOLA																																								
<input checked="" type="checkbox"/>	POZZ.	<input checked="" type="checkbox"/>	SCATOLA																																						
	CLS	<input checked="" type="checkbox"/>	PVC																																						
<input checked="" type="checkbox"/>	FE		FE																																						
	PVC	<input checked="" type="checkbox"/>	INCASSO																																						
			ESTERNA																																						
<b>IDENTIFICAZIONE</b>		<b>CONDIZIONI</b>																																							
<table border="1"> <tr><td colspan="2">COORD. GPS</td></tr> <tr><td>MARCA</td><td></td></tr> <tr><td>TIPO</td><td></td></tr> <tr><td>QUADRO</td><td></td></tr> </table>		COORD. GPS		MARCA		TIPO		QUADRO		<table border="1"> <tr><td colspan="2">SOSTEGNO</td></tr> <tr><td><input type="checkbox"/></td><td>- <input checked="" type="checkbox"/></td></tr> <tr><td></td><td>x</td></tr> <tr><td colspan="2">DIFFUSORE</td></tr> <tr><td><input type="checkbox"/></td><td>- <input checked="" type="checkbox"/></td></tr> <tr><td></td><td>x</td></tr> <tr><td colspan="2">GENERALE</td></tr> <tr><td><input type="checkbox"/></td><td>- <input checked="" type="checkbox"/></td></tr> <tr><td></td><td>x</td></tr> </table>		SOSTEGNO		<input type="checkbox"/>	- <input checked="" type="checkbox"/>		x	DIFFUSORE		<input type="checkbox"/>	- <input checked="" type="checkbox"/>		x	GENERALE		<input type="checkbox"/>	- <input checked="" type="checkbox"/>		x												
COORD. GPS																																									
MARCA																																									
TIPO																																									
QUADRO																																									
SOSTEGNO																																									
<input type="checkbox"/>	- <input checked="" type="checkbox"/>																																								
	x																																								
DIFFUSORE																																									
<input type="checkbox"/>	- <input checked="" type="checkbox"/>																																								
	x																																								
GENERALE																																									
<input type="checkbox"/>	- <input checked="" type="checkbox"/>																																								
	x																																								
Note:																																									
COD.	199	VIA <b>Vicolo della Regola</b>																																							
	<b>CARATT.MECCANICHE</b>		<b>POSA</b>																																						
	<table border="1"> <tr><td><input type="checkbox"/></td><td>PALO</td><td></td><td>CLS</td></tr> <tr><td><input type="checkbox"/></td><td>CILINDRICO</td><td><input checked="" type="checkbox"/></td><td>FE</td></tr> <tr><td><input type="checkbox"/></td><td>RASTREMATO</td><td></td><td>PVC</td></tr> <tr><td><input type="checkbox"/></td><td>CONICO</td><td></td><td>LEGNO</td></tr> <tr><td><input checked="" type="checkbox"/></td><td>MENSOLA</td><td></td><td></td></tr> </table>	<input type="checkbox"/>	PALO		CLS	<input type="checkbox"/>	CILINDRICO	<input checked="" type="checkbox"/>	FE	<input type="checkbox"/>	RASTREMATO		PVC	<input type="checkbox"/>	CONICO		LEGNO	<input checked="" type="checkbox"/>	MENSOLA			<table border="1"> <tr><td><input checked="" type="checkbox"/></td><td>POZZ.</td><td><input checked="" type="checkbox"/></td><td>SCATOLA</td></tr> <tr><td></td><td>CLS</td><td><input checked="" type="checkbox"/></td><td>PVC</td></tr> <tr><td><input checked="" type="checkbox"/></td><td>FE</td><td></td><td>FE</td></tr> <tr><td></td><td>PVC</td><td><input checked="" type="checkbox"/></td><td>INCASSO</td></tr> <tr><td></td><td></td><td></td><td>ESTERNA</td></tr> </table>	<input checked="" type="checkbox"/>	POZZ.	<input checked="" type="checkbox"/>	SCATOLA		CLS	<input checked="" type="checkbox"/>	PVC	<input checked="" type="checkbox"/>	FE		FE		PVC	<input checked="" type="checkbox"/>	INCASSO			
<input type="checkbox"/>	PALO		CLS																																						
<input type="checkbox"/>	CILINDRICO	<input checked="" type="checkbox"/>	FE																																						
<input type="checkbox"/>	RASTREMATO		PVC																																						
<input type="checkbox"/>	CONICO		LEGNO																																						
<input checked="" type="checkbox"/>	MENSOLA																																								
<input checked="" type="checkbox"/>	POZZ.	<input checked="" type="checkbox"/>	SCATOLA																																						
	CLS	<input checked="" type="checkbox"/>	PVC																																						
<input checked="" type="checkbox"/>	FE		FE																																						
	PVC	<input checked="" type="checkbox"/>	INCASSO																																						
			ESTERNA																																						
<b>IDENTIFICAZIONE</b>		<b>CONDIZIONI</b>																																							
<table border="1"> <tr><td colspan="2">COORD. GPS</td></tr> <tr><td>MARCA</td><td></td></tr> <tr><td>TIPO</td><td></td></tr> <tr><td>QUADRO</td><td></td></tr> </table>		COORD. GPS		MARCA		TIPO		QUADRO		<table border="1"> <tr><td colspan="2">SOSTEGNO</td></tr> <tr><td><input type="checkbox"/></td><td>- <input checked="" type="checkbox"/></td></tr> <tr><td></td><td>x</td></tr> <tr><td colspan="2">DIFFUSORE</td></tr> <tr><td><input type="checkbox"/></td><td>- <input checked="" type="checkbox"/></td></tr> <tr><td></td><td>x</td></tr> <tr><td colspan="2">GENERALE</td></tr> <tr><td><input type="checkbox"/></td><td>- <input checked="" type="checkbox"/></td></tr> <tr><td></td><td>x</td></tr> </table>		SOSTEGNO		<input type="checkbox"/>	- <input checked="" type="checkbox"/>		x	DIFFUSORE		<input type="checkbox"/>	- <input checked="" type="checkbox"/>		x	GENERALE		<input type="checkbox"/>	- <input checked="" type="checkbox"/>		x												
COORD. GPS																																									
MARCA																																									
TIPO																																									
QUADRO																																									
SOSTEGNO																																									
<input type="checkbox"/>	- <input checked="" type="checkbox"/>																																								
	x																																								
DIFFUSORE																																									
<input type="checkbox"/>	- <input checked="" type="checkbox"/>																																								
	x																																								
GENERALE																																									
<input type="checkbox"/>	- <input checked="" type="checkbox"/>																																								
	x																																								
Note:																																									
COD.	200	VIA <b>Castel Nerva</b>																																							
	<b>CARATT.MECCANICHE</b>		<b>POSA</b>																																						
	<table border="1"> <tr><td><input type="checkbox"/></td><td>PALO</td><td></td><td>CLS</td></tr> <tr><td><input type="checkbox"/></td><td>CILINDRICO</td><td><input checked="" type="checkbox"/></td><td>FE</td></tr> <tr><td><input type="checkbox"/></td><td>RASTREMATO</td><td></td><td>PVC</td></tr> <tr><td><input type="checkbox"/></td><td>CONICO</td><td></td><td>LEGNO</td></tr> <tr><td><input checked="" type="checkbox"/></td><td>MENSOLA</td><td></td><td></td></tr> </table>	<input type="checkbox"/>	PALO		CLS	<input type="checkbox"/>	CILINDRICO	<input checked="" type="checkbox"/>	FE	<input type="checkbox"/>	RASTREMATO		PVC	<input type="checkbox"/>	CONICO		LEGNO	<input checked="" type="checkbox"/>	MENSOLA			<table border="1"> <tr><td><input checked="" type="checkbox"/></td><td>POZZ.</td><td><input checked="" type="checkbox"/></td><td>SCATOLA</td></tr> <tr><td></td><td>CLS</td><td><input checked="" type="checkbox"/></td><td>PVC</td></tr> <tr><td><input checked="" type="checkbox"/></td><td>FE</td><td></td><td>FE</td></tr> <tr><td></td><td>PVC</td><td><input checked="" type="checkbox"/></td><td>INCASSO</td></tr> <tr><td></td><td></td><td></td><td>ESTERNA</td></tr> </table>	<input checked="" type="checkbox"/>	POZZ.	<input checked="" type="checkbox"/>	SCATOLA		CLS	<input checked="" type="checkbox"/>	PVC	<input checked="" type="checkbox"/>	FE		FE		PVC	<input checked="" type="checkbox"/>	INCASSO			
<input type="checkbox"/>	PALO		CLS																																						
<input type="checkbox"/>	CILINDRICO	<input checked="" type="checkbox"/>	FE																																						
<input type="checkbox"/>	RASTREMATO		PVC																																						
<input type="checkbox"/>	CONICO		LEGNO																																						
<input checked="" type="checkbox"/>	MENSOLA																																								
<input checked="" type="checkbox"/>	POZZ.	<input checked="" type="checkbox"/>	SCATOLA																																						
	CLS	<input checked="" type="checkbox"/>	PVC																																						
<input checked="" type="checkbox"/>	FE		FE																																						
	PVC	<input checked="" type="checkbox"/>	INCASSO																																						
			ESTERNA																																						
<b>IDENTIFICAZIONE</b>		<b>CONDIZIONI</b>																																							
<table border="1"> <tr><td colspan="2">COORD. GPS</td></tr> <tr><td>MARCA</td><td></td></tr> <tr><td>TIPO</td><td></td></tr> <tr><td>QUADRO</td><td></td></tr> </table>		COORD. GPS		MARCA		TIPO		QUADRO		<table border="1"> <tr><td colspan="2">SOSTEGNO</td></tr> <tr><td><input type="checkbox"/></td><td>- <input checked="" type="checkbox"/></td></tr> <tr><td></td><td>x</td></tr> <tr><td colspan="2">DIFFUSORE</td></tr> <tr><td><input type="checkbox"/></td><td>- <input checked="" type="checkbox"/></td></tr> <tr><td></td><td>x</td></tr> <tr><td colspan="2">GENERALE</td></tr> <tr><td><input type="checkbox"/></td><td>- <input checked="" type="checkbox"/></td></tr> <tr><td></td><td>x</td></tr> </table>		SOSTEGNO		<input type="checkbox"/>	- <input checked="" type="checkbox"/>		x	DIFFUSORE		<input type="checkbox"/>	- <input checked="" type="checkbox"/>		x	GENERALE		<input type="checkbox"/>	- <input checked="" type="checkbox"/>		x												
COORD. GPS																																									
MARCA																																									
TIPO																																									
QUADRO																																									
SOSTEGNO																																									
<input type="checkbox"/>	- <input checked="" type="checkbox"/>																																								
	x																																								
DIFFUSORE																																									
<input type="checkbox"/>	- <input checked="" type="checkbox"/>																																								
	x																																								
GENERALE																																									
<input type="checkbox"/>	- <input checked="" type="checkbox"/>																																								
	x																																								
Note:																																									


<b>00</b>	PIANO REGOLATORE DELL'ILLUMINAZIONE COMUNALE – PRIC – DEL COMUNE DI SCURELLE (TN)	<i>censimento</i>	
<b>SEZ</b>		Pag. 71 di 143	25_09_rel.doc

COD.	201	VIA <b>Castel Nerva</b>																																							
	<b>CARATT.MECCANICHE</b>		<b>POSA</b>																																						
	<table border="1"> <tr><td><input type="checkbox"/></td><td>PALO</td><td></td><td>CLS</td></tr> <tr><td></td><td>CILINDRICO</td><td><input checked="" type="checkbox"/></td><td>FE</td></tr> <tr><td></td><td>RASTREMATO</td><td></td><td>PVC</td></tr> <tr><td></td><td>CONICO</td><td></td><td>LEGNO</td></tr> <tr><td><input checked="" type="checkbox"/></td><td>MENSOLA</td><td></td><td></td></tr> </table>	<input type="checkbox"/>	PALO		CLS		CILINDRICO	<input checked="" type="checkbox"/>	FE		RASTREMATO		PVC		CONICO		LEGNO	<input checked="" type="checkbox"/>	MENSOLA			<table border="1"> <tr><td><input checked="" type="checkbox"/></td><td>POZZ.</td><td><input checked="" type="checkbox"/></td><td>SCATOLA</td></tr> <tr><td></td><td>CLS</td><td><input checked="" type="checkbox"/></td><td>PVC</td></tr> <tr><td><input checked="" type="checkbox"/></td><td>FE</td><td></td><td>FE</td></tr> <tr><td></td><td>PVC</td><td><input checked="" type="checkbox"/></td><td>INCASSO</td></tr> <tr><td></td><td></td><td></td><td>ESTERNA</td></tr> </table>	<input checked="" type="checkbox"/>	POZZ.	<input checked="" type="checkbox"/>	SCATOLA		CLS	<input checked="" type="checkbox"/>	PVC	<input checked="" type="checkbox"/>	FE		FE		PVC	<input checked="" type="checkbox"/>	INCASSO			
<input type="checkbox"/>	PALO		CLS																																						
	CILINDRICO	<input checked="" type="checkbox"/>	FE																																						
	RASTREMATO		PVC																																						
	CONICO		LEGNO																																						
<input checked="" type="checkbox"/>	MENSOLA																																								
<input checked="" type="checkbox"/>	POZZ.	<input checked="" type="checkbox"/>	SCATOLA																																						
	CLS	<input checked="" type="checkbox"/>	PVC																																						
<input checked="" type="checkbox"/>	FE		FE																																						
	PVC	<input checked="" type="checkbox"/>	INCASSO																																						
			ESTERNA																																						
<b>IDENTIFICAZIONE</b>		<b>CARATT.ELETTRICHE</b>																																							
<table border="1"> <tr><td colspan="2">COORD. GPS</td></tr> <tr><td>MARCA</td><td></td></tr> <tr><td>TIPO</td><td></td></tr> <tr><td>QUADRO</td><td></td></tr> </table>		COORD. GPS		MARCA		TIPO		QUADRO		<table border="1"> <tr><td><input type="checkbox"/></td><td>IP</td><td></td><td></td></tr> <tr><td></td><td>CLASSE</td><td>1</td><td></td></tr> <tr><td></td><td>CUT OFF</td><td></td><td></td></tr> <tr><td></td><td>SEMI CUT OFF</td><td></td><td></td></tr> <tr><td></td><td>LINEA</td><td>FG7</td><td></td></tr> <tr><td></td><td>SEZ.</td><td>4x1x6</td><td></td></tr> <tr><td><input checked="" type="checkbox"/></td><td>PE</td><td>1X6</td><td></td></tr> </table>		<input type="checkbox"/>	IP				CLASSE	1			CUT OFF				SEMI CUT OFF				LINEA	FG7			SEZ.	4x1x6		<input checked="" type="checkbox"/>	PE	1X6			
COORD. GPS																																									
MARCA																																									
TIPO																																									
QUADRO																																									
<input type="checkbox"/>	IP																																								
	CLASSE	1																																							
	CUT OFF																																								
	SEMI CUT OFF																																								
	LINEA	FG7																																							
	SEZ.	4x1x6																																							
<input checked="" type="checkbox"/>	PE	1X6																																							
Note:		<b>POSIZIONE</b> <table border="1"> <tr><td><input checked="" type="checkbox"/></td><td>SEDE STRADALE</td></tr> <tr><td></td><td>BANCHINA</td></tr> <tr><td></td><td>MARCIAPIEDE</td></tr> <tr><td></td><td>ALTRO</td></tr> </table>		<input checked="" type="checkbox"/>	SEDE STRADALE		BANCHINA		MARCIAPIEDE		ALTRO																														
<input checked="" type="checkbox"/>	SEDE STRADALE																																								
	BANCHINA																																								
	MARCIAPIEDE																																								
	ALTRO																																								
		<b>CONDIZIONI</b>																																							
		<table border="1"> <tr><td colspan="2">SOSTEGNO</td></tr> <tr><td><input type="checkbox"/></td><td>-</td><td><input type="checkbox"/></td></tr> <tr><td></td><td></td><td><input checked="" type="checkbox"/></td></tr> <tr><td colspan="2">DIFFUSORE</td></tr> <tr><td><input type="checkbox"/></td><td>-</td><td><input type="checkbox"/></td></tr> <tr><td></td><td></td><td><input checked="" type="checkbox"/></td></tr> <tr><td colspan="2">GENERALE</td></tr> <tr><td><input type="checkbox"/></td><td>-</td><td><input type="checkbox"/></td></tr> <tr><td></td><td></td><td><input checked="" type="checkbox"/></td></tr> </table>		SOSTEGNO		<input type="checkbox"/>	-	<input type="checkbox"/>			<input checked="" type="checkbox"/>	DIFFUSORE		<input type="checkbox"/>	-	<input type="checkbox"/>			<input checked="" type="checkbox"/>	GENERALE		<input type="checkbox"/>	-	<input type="checkbox"/>			<input checked="" type="checkbox"/>														
SOSTEGNO																																									
<input type="checkbox"/>	-	<input type="checkbox"/>																																							
		<input checked="" type="checkbox"/>																																							
DIFFUSORE																																									
<input type="checkbox"/>	-	<input type="checkbox"/>																																							
		<input checked="" type="checkbox"/>																																							
GENERALE																																									
<input type="checkbox"/>	-	<input type="checkbox"/>																																							
		<input checked="" type="checkbox"/>																																							
COD.	202	VIA <b>San Valentino</b>																																							
	<b>CARATT.MECCANICHE</b>		<b>POSA</b>																																						
	<table border="1"> <tr><td><input type="checkbox"/></td><td>PALO INC.</td><td></td><td>CLS</td></tr> <tr><td></td><td>CILINDRICO</td><td><input checked="" type="checkbox"/></td><td>FE</td></tr> <tr><td><input checked="" type="checkbox"/></td><td>RASTREMATO</td><td></td><td>PVC</td></tr> <tr><td></td><td>CONICO</td><td></td><td>LEGNO</td></tr> </table>	<input type="checkbox"/>	PALO INC.		CLS		CILINDRICO	<input checked="" type="checkbox"/>	FE	<input checked="" type="checkbox"/>	RASTREMATO		PVC		CONICO		LEGNO	<table border="1"> <tr><td><input checked="" type="checkbox"/></td><td>POZZ.</td><td></td><td>SCATOLA</td></tr> <tr><td></td><td>CLS</td><td></td><td>PVC</td></tr> <tr><td><input checked="" type="checkbox"/></td><td>FE</td><td></td><td>FE</td></tr> <tr><td></td><td>PVC</td><td></td><td>INCASSO</td></tr> <tr><td></td><td></td><td></td><td>ESTERNA</td></tr> </table>	<input checked="" type="checkbox"/>	POZZ.		SCATOLA		CLS		PVC	<input checked="" type="checkbox"/>	FE		FE		PVC		INCASSO				ESTERNA			
<input type="checkbox"/>	PALO INC.		CLS																																						
	CILINDRICO	<input checked="" type="checkbox"/>	FE																																						
<input checked="" type="checkbox"/>	RASTREMATO		PVC																																						
	CONICO		LEGNO																																						
<input checked="" type="checkbox"/>	POZZ.		SCATOLA																																						
	CLS		PVC																																						
<input checked="" type="checkbox"/>	FE		FE																																						
	PVC		INCASSO																																						
			ESTERNA																																						
<b>IDENTIFICAZIONE</b>		<b>CARATT.ELETTRICHE</b>																																							
<table border="1"> <tr><td colspan="2">COORD. GPS</td></tr> <tr><td>MARCA</td><td></td></tr> <tr><td>TIPO</td><td></td></tr> <tr><td>QUADRO</td><td></td></tr> </table>		COORD. GPS		MARCA		TIPO		QUADRO		<table border="1"> <tr><td><input type="checkbox"/></td><td>IP</td><td></td><td></td></tr> <tr><td></td><td>CLASSE</td><td>1</td><td></td></tr> <tr><td></td><td>CUT OFF</td><td></td><td></td></tr> <tr><td></td><td>SEMI CUT OFF</td><td></td><td></td></tr> <tr><td></td><td>LINEA</td><td>FG7</td><td></td></tr> <tr><td></td><td>SEZ.</td><td>4x1x6</td><td></td></tr> <tr><td><input checked="" type="checkbox"/></td><td>PE</td><td>1X6</td><td></td></tr> </table>		<input type="checkbox"/>	IP				CLASSE	1			CUT OFF				SEMI CUT OFF				LINEA	FG7			SEZ.	4x1x6		<input checked="" type="checkbox"/>	PE	1X6			
COORD. GPS																																									
MARCA																																									
TIPO																																									
QUADRO																																									
<input type="checkbox"/>	IP																																								
	CLASSE	1																																							
	CUT OFF																																								
	SEMI CUT OFF																																								
	LINEA	FG7																																							
	SEZ.	4x1x6																																							
<input checked="" type="checkbox"/>	PE	1X6																																							
Note:		<b>POSIZIONE</b> <table border="1"> <tr><td><input checked="" type="checkbox"/></td><td>SEDE STRADALE</td></tr> <tr><td></td><td>BANCHINA</td></tr> <tr><td></td><td>MARCIAPIEDE</td></tr> <tr><td></td><td>ALTRO</td></tr> </table>		<input checked="" type="checkbox"/>	SEDE STRADALE		BANCHINA		MARCIAPIEDE		ALTRO																														
<input checked="" type="checkbox"/>	SEDE STRADALE																																								
	BANCHINA																																								
	MARCIAPIEDE																																								
	ALTRO																																								
		<b>CONDIZIONI</b>																																							
		<table border="1"> <tr><td colspan="2">SOSTEGNO</td></tr> <tr><td><input type="checkbox"/></td><td>-</td><td><input type="checkbox"/></td></tr> <tr><td></td><td></td><td><input checked="" type="checkbox"/></td></tr> <tr><td colspan="2">DIFFUSORE</td></tr> <tr><td><input type="checkbox"/></td><td>-</td><td><input type="checkbox"/></td></tr> <tr><td></td><td></td><td><input checked="" type="checkbox"/></td></tr> <tr><td colspan="2">GENERALE</td></tr> <tr><td><input type="checkbox"/></td><td>-</td><td><input type="checkbox"/></td></tr> <tr><td></td><td></td><td><input checked="" type="checkbox"/></td></tr> </table>		SOSTEGNO		<input type="checkbox"/>	-	<input type="checkbox"/>			<input checked="" type="checkbox"/>	DIFFUSORE		<input type="checkbox"/>	-	<input type="checkbox"/>			<input checked="" type="checkbox"/>	GENERALE		<input type="checkbox"/>	-	<input type="checkbox"/>			<input checked="" type="checkbox"/>														
SOSTEGNO																																									
<input type="checkbox"/>	-	<input type="checkbox"/>																																							
		<input checked="" type="checkbox"/>																																							
DIFFUSORE																																									
<input type="checkbox"/>	-	<input type="checkbox"/>																																							
		<input checked="" type="checkbox"/>																																							
GENERALE																																									
<input type="checkbox"/>	-	<input type="checkbox"/>																																							
		<input checked="" type="checkbox"/>																																							
COD.	203	VIA <b>San Valentino</b>																																							
	<b>CARATT.MECCANICHE</b>		<b>POSA</b>																																						
	<table border="1"> <tr><td><input type="checkbox"/></td><td>PALO</td><td></td><td>CLS</td></tr> <tr><td></td><td>CILINDRICO</td><td><input checked="" type="checkbox"/></td><td>FE</td></tr> <tr><td><input checked="" type="checkbox"/></td><td>RASTREMATO</td><td></td><td>PVC</td></tr> <tr><td></td><td>CONICO</td><td></td><td>LEGNO</td></tr> </table>	<input type="checkbox"/>	PALO		CLS		CILINDRICO	<input checked="" type="checkbox"/>	FE	<input checked="" type="checkbox"/>	RASTREMATO		PVC		CONICO		LEGNO	<table border="1"> <tr><td><input type="checkbox"/></td><td>POZZ.</td><td></td><td>SCATOLA</td></tr> <tr><td></td><td>CLS</td><td></td><td>PVC</td></tr> <tr><td></td><td>FE</td><td></td><td>FE</td></tr> <tr><td></td><td>PVC</td><td></td><td>INCASSO</td></tr> <tr><td></td><td></td><td></td><td>ESTERNA</td></tr> </table>	<input type="checkbox"/>	POZZ.		SCATOLA		CLS		PVC		FE		FE		PVC		INCASSO				ESTERNA			
<input type="checkbox"/>	PALO		CLS																																						
	CILINDRICO	<input checked="" type="checkbox"/>	FE																																						
<input checked="" type="checkbox"/>	RASTREMATO		PVC																																						
	CONICO		LEGNO																																						
<input type="checkbox"/>	POZZ.		SCATOLA																																						
	CLS		PVC																																						
	FE		FE																																						
	PVC		INCASSO																																						
			ESTERNA																																						
<b>IDENTIFICAZIONE</b>		<b>CARATT.ELETTRICHE</b>																																							
<table border="1"> <tr><td colspan="2">COORD. GPS</td></tr> <tr><td>MARCA</td><td></td></tr> <tr><td>TIPO</td><td></td></tr> <tr><td>QUADRO</td><td></td></tr> </table>		COORD. GPS		MARCA		TIPO		QUADRO		<table border="1"> <tr><td><input type="checkbox"/></td><td>IP</td><td></td><td></td></tr> <tr><td></td><td>CLASSE</td><td>1</td><td></td></tr> <tr><td></td><td>CUT OFF</td><td></td><td></td></tr> <tr><td></td><td>SEMI CUT OFF</td><td></td><td></td></tr> <tr><td></td><td>LINEA</td><td>FG7</td><td></td></tr> <tr><td></td><td>SEZ.</td><td>4x1x6</td><td></td></tr> <tr><td><input checked="" type="checkbox"/></td><td>PE</td><td>1X6</td><td></td></tr> </table>		<input type="checkbox"/>	IP				CLASSE	1			CUT OFF				SEMI CUT OFF				LINEA	FG7			SEZ.	4x1x6		<input checked="" type="checkbox"/>	PE	1X6			
COORD. GPS																																									
MARCA																																									
TIPO																																									
QUADRO																																									
<input type="checkbox"/>	IP																																								
	CLASSE	1																																							
	CUT OFF																																								
	SEMI CUT OFF																																								
	LINEA	FG7																																							
	SEZ.	4x1x6																																							
<input checked="" type="checkbox"/>	PE	1X6																																							
Note:		<b>POSIZIONE</b> <table border="1"> <tr><td><input checked="" type="checkbox"/></td><td>SEDE STRADALE</td></tr> <tr><td></td><td>BANCHINA</td></tr> <tr><td></td><td>MARCIAPIEDE</td></tr> <tr><td></td><td>ALTRO</td></tr> </table>		<input checked="" type="checkbox"/>	SEDE STRADALE		BANCHINA		MARCIAPIEDE		ALTRO																														
<input checked="" type="checkbox"/>	SEDE STRADALE																																								
	BANCHINA																																								
	MARCIAPIEDE																																								
	ALTRO																																								
		<b>CONDIZIONI</b>																																							
		<table border="1"> <tr><td colspan="2">SOSTEGNO</td></tr> <tr><td><input type="checkbox"/></td><td>-</td><td><input type="checkbox"/></td></tr> <tr><td></td><td></td><td><input checked="" type="checkbox"/></td></tr> <tr><td colspan="2">DIFFUSORE</td></tr> <tr><td><input type="checkbox"/></td><td>-</td><td><input type="checkbox"/></td></tr> <tr><td></td><td></td><td><input checked="" type="checkbox"/></td></tr> <tr><td colspan="2">GENERALE</td></tr> <tr><td><input type="checkbox"/></td><td>-</td><td><input type="checkbox"/></td></tr> <tr><td></td><td></td><td><input checked="" type="checkbox"/></td></tr> </table>		SOSTEGNO		<input type="checkbox"/>	-	<input type="checkbox"/>			<input checked="" type="checkbox"/>	DIFFUSORE		<input type="checkbox"/>	-	<input type="checkbox"/>			<input checked="" type="checkbox"/>	GENERALE		<input type="checkbox"/>	-	<input type="checkbox"/>			<input checked="" type="checkbox"/>														
SOSTEGNO																																									
<input type="checkbox"/>	-	<input type="checkbox"/>																																							
		<input checked="" type="checkbox"/>																																							
DIFFUSORE																																									
<input type="checkbox"/>	-	<input type="checkbox"/>																																							
		<input checked="" type="checkbox"/>																																							
GENERALE																																									
<input type="checkbox"/>	-	<input type="checkbox"/>																																							
		<input checked="" type="checkbox"/>																																							


<b>00</b>	PIANO REGOLATORE DELL'ILLUMINAZIONE COMUNALE – PRIC – DEL COMUNE DI SCURELLE (TN)	<i>censimento</i>	
<b>SEZ</b>		Pag. 72 di 143	25_09_rel.doc

COD.	204	VIA <b>Blandina Visintainer</b>																																																																	
	<b>CARATT.MECCANICHE</b>	<b>POSA</b>	<b>DIMENSIONI</b>																																																																
	<table border="1"> <tr><td><input type="checkbox"/></td><td>PALO</td><td></td><td>CLS</td></tr> <tr><td></td><td>CILINDRICO</td><td><input checked="" type="checkbox"/></td><td>FE</td></tr> <tr><td></td><td>RASTREMATO</td><td></td><td>PVC</td></tr> <tr><td></td><td>CONICO</td><td></td><td>LEGNO</td></tr> <tr><td><input checked="" type="checkbox"/></td><td>MENSOLA</td><td></td><td></td></tr> </table>	<input type="checkbox"/>	PALO		CLS		CILINDRICO	<input checked="" type="checkbox"/>	FE		RASTREMATO		PVC		CONICO		LEGNO	<input checked="" type="checkbox"/>	MENSOLA			<table border="1"> <tr><td><input checked="" type="checkbox"/></td><td>POZZ.</td><td><input checked="" type="checkbox"/></td><td>SCATOLA</td></tr> <tr><td></td><td>CLS</td><td><input checked="" type="checkbox"/></td><td>PVC</td></tr> <tr><td><input checked="" type="checkbox"/></td><td>FE</td><td></td><td>FE</td></tr> <tr><td></td><td>PVC</td><td><input checked="" type="checkbox"/></td><td>INCASSO</td></tr> <tr><td></td><td></td><td></td><td>ESTERNA</td></tr> </table>	<input checked="" type="checkbox"/>	POZZ.	<input checked="" type="checkbox"/>	SCATOLA		CLS	<input checked="" type="checkbox"/>	PVC	<input checked="" type="checkbox"/>	FE		FE		PVC	<input checked="" type="checkbox"/>	INCASSO				ESTERNA	<table border="1"> <tr><td></td><td>H.</td><td></td></tr> <tr><td></td><td>L.</td><td>50cm</td></tr> <tr><td></td><td>AcZn</td><td></td></tr> <tr><td><input checked="" type="checkbox"/></td><td>VERN.</td><td>nero</td></tr> </table>		H.			L.	50cm		AcZn		<input checked="" type="checkbox"/>	VERN.	nero												
<input type="checkbox"/>	PALO		CLS																																																																
	CILINDRICO	<input checked="" type="checkbox"/>	FE																																																																
	RASTREMATO		PVC																																																																
	CONICO		LEGNO																																																																
<input checked="" type="checkbox"/>	MENSOLA																																																																		
<input checked="" type="checkbox"/>	POZZ.	<input checked="" type="checkbox"/>	SCATOLA																																																																
	CLS	<input checked="" type="checkbox"/>	PVC																																																																
<input checked="" type="checkbox"/>	FE		FE																																																																
	PVC	<input checked="" type="checkbox"/>	INCASSO																																																																
			ESTERNA																																																																
	H.																																																																		
	L.	50cm																																																																	
	AcZn																																																																		
<input checked="" type="checkbox"/>	VERN.	nero																																																																	
<b>IDENTIFICAZIONE</b>	<b>CARATT.ELETTRICHE</b>	<b>POSIZIONE</b>	<b>CONDIZIONI</b>																																																																
<table border="1"> <tr><td colspan="2">COORD. GPS</td></tr> <tr><td>MARCA</td><td></td></tr> <tr><td>TIPO</td><td></td></tr> <tr><td>QUADRO</td><td></td></tr> </table> <p>Note:</p>	COORD. GPS		MARCA		TIPO		QUADRO		<table border="1"> <tr><td><input type="checkbox"/></td><td>IP</td><td></td></tr> <tr><td></td><td>CLASSE</td><td>1</td></tr> <tr><td></td><td>CUT OFF</td><td></td></tr> <tr><td></td><td>SEMI CUT OFF</td><td></td></tr> <tr><td></td><td>LINEA</td><td>FG7</td></tr> <tr><td></td><td>SEZ.</td><td>4x1x6</td></tr> <tr><td><input checked="" type="checkbox"/></td><td>PE</td><td>1X6</td></tr> </table>	<input type="checkbox"/>	IP			CLASSE	1		CUT OFF			SEMI CUT OFF			LINEA	FG7		SEZ.	4x1x6	<input checked="" type="checkbox"/>	PE	1X6	<table border="1"> <tr><td><input checked="" type="checkbox"/></td><td>SEDE STRADALE</td></tr> <tr><td></td><td>BANCHINA</td></tr> <tr><td></td><td>MARCIAPIEDE</td></tr> <tr><td></td><td>ALTRO</td></tr> </table> <p>Note:</p>	<input checked="" type="checkbox"/>	SEDE STRADALE		BANCHINA		MARCIAPIEDE		ALTRO	<table border="1"> <tr><td colspan="3">SOSTEGNO</td></tr> <tr><td><input type="checkbox"/></td><td>-</td><td><input type="checkbox"/></td></tr> <tr><td></td><td></td><td><input checked="" type="checkbox"/></td></tr> <tr><td colspan="3">DIFFUSORE</td></tr> <tr><td><input type="checkbox"/></td><td>-</td><td><input type="checkbox"/></td></tr> <tr><td></td><td></td><td><input checked="" type="checkbox"/></td></tr> <tr><td colspan="3">GENERALE</td></tr> <tr><td><input type="checkbox"/></td><td>-</td><td><input type="checkbox"/></td></tr> <tr><td></td><td></td><td><input checked="" type="checkbox"/></td></tr> </table>	SOSTEGNO			<input type="checkbox"/>	-	<input type="checkbox"/>			<input checked="" type="checkbox"/>	DIFFUSORE			<input type="checkbox"/>	-	<input type="checkbox"/>			<input checked="" type="checkbox"/>	GENERALE			<input type="checkbox"/>	-	<input type="checkbox"/>			<input checked="" type="checkbox"/>
COORD. GPS																																																																			
MARCA																																																																			
TIPO																																																																			
QUADRO																																																																			
<input type="checkbox"/>	IP																																																																		
	CLASSE	1																																																																	
	CUT OFF																																																																		
	SEMI CUT OFF																																																																		
	LINEA	FG7																																																																	
	SEZ.	4x1x6																																																																	
<input checked="" type="checkbox"/>	PE	1X6																																																																	
<input checked="" type="checkbox"/>	SEDE STRADALE																																																																		
	BANCHINA																																																																		
	MARCIAPIEDE																																																																		
	ALTRO																																																																		
SOSTEGNO																																																																			
<input type="checkbox"/>	-	<input type="checkbox"/>																																																																	
		<input checked="" type="checkbox"/>																																																																	
DIFFUSORE																																																																			
<input type="checkbox"/>	-	<input type="checkbox"/>																																																																	
		<input checked="" type="checkbox"/>																																																																	
GENERALE																																																																			
<input type="checkbox"/>	-	<input type="checkbox"/>																																																																	
		<input checked="" type="checkbox"/>																																																																	
COD.	205	VIA <b>Blandina Visintainer</b>																																																																	
	<b>CARATT.MECCANICHE</b>	<b>POSA</b>	<b>DIMENSIONI</b>																																																																
	<table border="1"> <tr><td><input type="checkbox"/></td><td>PALO</td><td></td><td>CLS</td></tr> <tr><td></td><td>CILINDRICO</td><td><input checked="" type="checkbox"/></td><td>FE</td></tr> <tr><td></td><td>RASTREMATO</td><td></td><td>PVC</td></tr> <tr><td></td><td>CONICO</td><td></td><td>LEGNO</td></tr> <tr><td><input checked="" type="checkbox"/></td><td>MENSOLA</td><td></td><td></td></tr> </table>	<input type="checkbox"/>	PALO		CLS		CILINDRICO	<input checked="" type="checkbox"/>	FE		RASTREMATO		PVC		CONICO		LEGNO	<input checked="" type="checkbox"/>	MENSOLA			<table border="1"> <tr><td><input checked="" type="checkbox"/></td><td>POZZ.</td><td><input checked="" type="checkbox"/></td><td>SCATOLA</td></tr> <tr><td></td><td>CLS</td><td><input checked="" type="checkbox"/></td><td>PVC</td></tr> <tr><td><input checked="" type="checkbox"/></td><td>FE</td><td></td><td>FE</td></tr> <tr><td></td><td>PVC</td><td><input checked="" type="checkbox"/></td><td>INCASSO</td></tr> <tr><td></td><td></td><td></td><td>ESTERNA</td></tr> </table>	<input checked="" type="checkbox"/>	POZZ.	<input checked="" type="checkbox"/>	SCATOLA		CLS	<input checked="" type="checkbox"/>	PVC	<input checked="" type="checkbox"/>	FE		FE		PVC	<input checked="" type="checkbox"/>	INCASSO				ESTERNA	<table border="1"> <tr><td></td><td>H.</td><td></td></tr> <tr><td></td><td>L.</td><td>50cm</td></tr> <tr><td></td><td>AcZn</td><td></td></tr> <tr><td><input checked="" type="checkbox"/></td><td>VERN.</td><td>nero</td></tr> </table>		H.			L.	50cm		AcZn		<input checked="" type="checkbox"/>	VERN.	nero												
<input type="checkbox"/>	PALO		CLS																																																																
	CILINDRICO	<input checked="" type="checkbox"/>	FE																																																																
	RASTREMATO		PVC																																																																
	CONICO		LEGNO																																																																
<input checked="" type="checkbox"/>	MENSOLA																																																																		
<input checked="" type="checkbox"/>	POZZ.	<input checked="" type="checkbox"/>	SCATOLA																																																																
	CLS	<input checked="" type="checkbox"/>	PVC																																																																
<input checked="" type="checkbox"/>	FE		FE																																																																
	PVC	<input checked="" type="checkbox"/>	INCASSO																																																																
			ESTERNA																																																																
	H.																																																																		
	L.	50cm																																																																	
	AcZn																																																																		
<input checked="" type="checkbox"/>	VERN.	nero																																																																	
<b>IDENTIFICAZIONE</b>	<b>CARATT.ELETTRICHE</b>	<b>POSIZIONE</b>	<b>CONDIZIONI</b>																																																																
<table border="1"> <tr><td colspan="2">COORD. GPS</td></tr> <tr><td>MARCA</td><td></td></tr> <tr><td>TIPO</td><td></td></tr> <tr><td>QUADRO</td><td></td></tr> </table> <p>Note:</p>	COORD. GPS		MARCA		TIPO		QUADRO		<table border="1"> <tr><td><input type="checkbox"/></td><td>IP</td><td></td></tr> <tr><td></td><td>CLASSE</td><td>1</td></tr> <tr><td></td><td>CUT OFF</td><td></td></tr> <tr><td></td><td>SEMI CUT OFF</td><td></td></tr> <tr><td></td><td>LINEA</td><td>FG7</td></tr> <tr><td></td><td>SEZ.</td><td>4x1x6</td></tr> <tr><td><input checked="" type="checkbox"/></td><td>PE</td><td>1X6</td></tr> </table>	<input type="checkbox"/>	IP			CLASSE	1		CUT OFF			SEMI CUT OFF			LINEA	FG7		SEZ.	4x1x6	<input checked="" type="checkbox"/>	PE	1X6	<table border="1"> <tr><td><input checked="" type="checkbox"/></td><td>SEDE STRADALE</td></tr> <tr><td></td><td>BANCHINA</td></tr> <tr><td></td><td>MARCIAPIEDE</td></tr> <tr><td></td><td>ALTRO</td></tr> </table> <p>Note:</p>	<input checked="" type="checkbox"/>	SEDE STRADALE		BANCHINA		MARCIAPIEDE		ALTRO	<table border="1"> <tr><td colspan="3">SOSTEGNO</td></tr> <tr><td><input type="checkbox"/></td><td>-</td><td><input type="checkbox"/></td></tr> <tr><td></td><td></td><td><input checked="" type="checkbox"/></td></tr> <tr><td colspan="3">DIFFUSORE</td></tr> <tr><td><input type="checkbox"/></td><td>-</td><td><input type="checkbox"/></td></tr> <tr><td></td><td></td><td><input checked="" type="checkbox"/></td></tr> <tr><td colspan="3">GENERALE</td></tr> <tr><td><input type="checkbox"/></td><td>-</td><td><input type="checkbox"/></td></tr> <tr><td></td><td></td><td><input checked="" type="checkbox"/></td></tr> </table>	SOSTEGNO			<input type="checkbox"/>	-	<input type="checkbox"/>			<input checked="" type="checkbox"/>	DIFFUSORE			<input type="checkbox"/>	-	<input type="checkbox"/>			<input checked="" type="checkbox"/>	GENERALE			<input type="checkbox"/>	-	<input type="checkbox"/>			<input checked="" type="checkbox"/>
COORD. GPS																																																																			
MARCA																																																																			
TIPO																																																																			
QUADRO																																																																			
<input type="checkbox"/>	IP																																																																		
	CLASSE	1																																																																	
	CUT OFF																																																																		
	SEMI CUT OFF																																																																		
	LINEA	FG7																																																																	
	SEZ.	4x1x6																																																																	
<input checked="" type="checkbox"/>	PE	1X6																																																																	
<input checked="" type="checkbox"/>	SEDE STRADALE																																																																		
	BANCHINA																																																																		
	MARCIAPIEDE																																																																		
	ALTRO																																																																		
SOSTEGNO																																																																			
<input type="checkbox"/>	-	<input type="checkbox"/>																																																																	
		<input checked="" type="checkbox"/>																																																																	
DIFFUSORE																																																																			
<input type="checkbox"/>	-	<input type="checkbox"/>																																																																	
		<input checked="" type="checkbox"/>																																																																	
GENERALE																																																																			
<input type="checkbox"/>	-	<input type="checkbox"/>																																																																	
		<input checked="" type="checkbox"/>																																																																	
COD.	206	VIA <b>Blandina Visintainer</b>																																																																	
	<b>CARATT.MECCANICHE</b>	<b>POSA</b>	<b>DIMENSIONI</b>																																																																
	<table border="1"> <tr><td><input type="checkbox"/></td><td>PALO</td><td></td><td>CLS</td></tr> <tr><td></td><td>CILINDRICO</td><td><input checked="" type="checkbox"/></td><td>FE</td></tr> <tr><td></td><td>RASTREMATO</td><td></td><td>PVC</td></tr> <tr><td></td><td>CONICO</td><td></td><td>LEGNO</td></tr> <tr><td><input checked="" type="checkbox"/></td><td>MENSOLA</td><td></td><td></td></tr> </table>	<input type="checkbox"/>	PALO		CLS		CILINDRICO	<input checked="" type="checkbox"/>	FE		RASTREMATO		PVC		CONICO		LEGNO	<input checked="" type="checkbox"/>	MENSOLA			<table border="1"> <tr><td><input checked="" type="checkbox"/></td><td>POZZ.</td><td><input checked="" type="checkbox"/></td><td>SCATOLA</td></tr> <tr><td></td><td>CLS</td><td><input checked="" type="checkbox"/></td><td>PVC</td></tr> <tr><td><input checked="" type="checkbox"/></td><td>FE</td><td></td><td>FE</td></tr> <tr><td></td><td>PVC</td><td><input checked="" type="checkbox"/></td><td>INCASSO</td></tr> <tr><td></td><td></td><td></td><td>ESTERNA</td></tr> </table>	<input checked="" type="checkbox"/>	POZZ.	<input checked="" type="checkbox"/>	SCATOLA		CLS	<input checked="" type="checkbox"/>	PVC	<input checked="" type="checkbox"/>	FE		FE		PVC	<input checked="" type="checkbox"/>	INCASSO				ESTERNA	<table border="1"> <tr><td></td><td>H.</td><td></td></tr> <tr><td></td><td>L.</td><td>50cm</td></tr> <tr><td></td><td>AcZn</td><td></td></tr> <tr><td><input checked="" type="checkbox"/></td><td>VERN.</td><td>nero</td></tr> </table>		H.			L.	50cm		AcZn		<input checked="" type="checkbox"/>	VERN.	nero												
<input type="checkbox"/>	PALO		CLS																																																																
	CILINDRICO	<input checked="" type="checkbox"/>	FE																																																																
	RASTREMATO		PVC																																																																
	CONICO		LEGNO																																																																
<input checked="" type="checkbox"/>	MENSOLA																																																																		
<input checked="" type="checkbox"/>	POZZ.	<input checked="" type="checkbox"/>	SCATOLA																																																																
	CLS	<input checked="" type="checkbox"/>	PVC																																																																
<input checked="" type="checkbox"/>	FE		FE																																																																
	PVC	<input checked="" type="checkbox"/>	INCASSO																																																																
			ESTERNA																																																																
	H.																																																																		
	L.	50cm																																																																	
	AcZn																																																																		
<input checked="" type="checkbox"/>	VERN.	nero																																																																	
<b>IDENTIFICAZIONE</b>	<b>CARATT.ELETTRICHE</b>	<b>POSIZIONE</b>	<b>CONDIZIONI</b>																																																																
<table border="1"> <tr><td colspan="2">COORD. GPS</td></tr> <tr><td>MARCA</td><td></td></tr> <tr><td>TIPO</td><td></td></tr> <tr><td>QUADRO</td><td></td></tr> </table> <p>Note:</p>	COORD. GPS		MARCA		TIPO		QUADRO		<table border="1"> <tr><td><input type="checkbox"/></td><td>IP</td><td></td></tr> <tr><td></td><td>CLASSE</td><td>1</td></tr> <tr><td></td><td>CUT OFF</td><td></td></tr> <tr><td></td><td>SEMI CUT OFF</td><td></td></tr> <tr><td></td><td>LINEA</td><td>FG7</td></tr> <tr><td></td><td>SEZ.</td><td>4x1x6</td></tr> <tr><td><input checked="" type="checkbox"/></td><td>PE</td><td>1X6</td></tr> </table>	<input type="checkbox"/>	IP			CLASSE	1		CUT OFF			SEMI CUT OFF			LINEA	FG7		SEZ.	4x1x6	<input checked="" type="checkbox"/>	PE	1X6	<table border="1"> <tr><td><input checked="" type="checkbox"/></td><td>SEDE STRADALE</td></tr> <tr><td></td><td>BANCHINA</td></tr> <tr><td></td><td>MARCIAPIEDE</td></tr> <tr><td></td><td>ALTRO</td></tr> </table> <p>Note:</p>	<input checked="" type="checkbox"/>	SEDE STRADALE		BANCHINA		MARCIAPIEDE		ALTRO	<table border="1"> <tr><td colspan="3">SOSTEGNO</td></tr> <tr><td><input type="checkbox"/></td><td>-</td><td><input type="checkbox"/></td></tr> <tr><td></td><td></td><td><input checked="" type="checkbox"/></td></tr> <tr><td colspan="3">DIFFUSORE</td></tr> <tr><td><input type="checkbox"/></td><td>-</td><td><input type="checkbox"/></td></tr> <tr><td></td><td></td><td><input checked="" type="checkbox"/></td></tr> <tr><td colspan="3">GENERALE</td></tr> <tr><td><input type="checkbox"/></td><td>-</td><td><input type="checkbox"/></td></tr> <tr><td></td><td></td><td><input checked="" type="checkbox"/></td></tr> </table>	SOSTEGNO			<input type="checkbox"/>	-	<input type="checkbox"/>			<input checked="" type="checkbox"/>	DIFFUSORE			<input type="checkbox"/>	-	<input type="checkbox"/>			<input checked="" type="checkbox"/>	GENERALE			<input type="checkbox"/>	-	<input type="checkbox"/>			<input checked="" type="checkbox"/>
COORD. GPS																																																																			
MARCA																																																																			
TIPO																																																																			
QUADRO																																																																			
<input type="checkbox"/>	IP																																																																		
	CLASSE	1																																																																	
	CUT OFF																																																																		
	SEMI CUT OFF																																																																		
	LINEA	FG7																																																																	
	SEZ.	4x1x6																																																																	
<input checked="" type="checkbox"/>	PE	1X6																																																																	
<input checked="" type="checkbox"/>	SEDE STRADALE																																																																		
	BANCHINA																																																																		
	MARCIAPIEDE																																																																		
	ALTRO																																																																		
SOSTEGNO																																																																			
<input type="checkbox"/>	-	<input type="checkbox"/>																																																																	
		<input checked="" type="checkbox"/>																																																																	
DIFFUSORE																																																																			
<input type="checkbox"/>	-	<input type="checkbox"/>																																																																	
		<input checked="" type="checkbox"/>																																																																	
GENERALE																																																																			
<input type="checkbox"/>	-	<input type="checkbox"/>																																																																	
		<input checked="" type="checkbox"/>																																																																	


<b>00</b>	PIANO REGOLATORE DELL'ILLUMINAZIONE COMUNALE – PRIC – DEL COMUNE DI SCURELLE (TN)	<i>censimento</i>	
<b>SEZ</b>		Pag. 73 di 143	25_09_rel.doc

COD.	207	VIA <b>Blandina Visintainer</b>			
	<b>CARATT.MECCANICHE</b>		<b>POSA</b>		
	<input type="checkbox"/> PALO	<input type="checkbox"/> CLS	<input checked="" type="checkbox"/> POZZ.	<input type="checkbox"/> SCATOLA	
	<input type="checkbox"/> CILINDRICO	<input checked="" type="checkbox"/> FE	<input type="checkbox"/> CLS	<input type="checkbox"/> PVC	
	<input checked="" type="checkbox"/> RASTREMATO	<input type="checkbox"/> PVC	<input checked="" type="checkbox"/> FE	<input type="checkbox"/> FE	
	<input type="checkbox"/> CONICO	<input type="checkbox"/> LEGNO	<input type="checkbox"/> PVC	<input type="checkbox"/> INCASSO	
				<input type="checkbox"/> ESTERNA	
				<b>DIMENSIONI</b>	
				<input type="checkbox"/> H.	5 m
				<input type="checkbox"/> L.	
				<input type="checkbox"/> AcZn	
			<input checked="" type="checkbox"/>	<input type="checkbox"/> VERN.	nero

<b>IDENTIFICAZIONE</b>	<b>CARATT.ELETTRICHE</b>	<b>POSIZIONE</b>	<b>CONDIZIONI</b>
COORD. GPS	<input type="checkbox"/> IP	<input checked="" type="checkbox"/> SEDE STRADALE	<b>SOSTEGNO</b>
MARCA	<input type="checkbox"/> CLASSE	<input type="checkbox"/> BANCHINA	<input type="checkbox"/> -
TIPO	<input type="checkbox"/> CUT OFF	<input type="checkbox"/> MARCIAPIEDE	<input type="checkbox"/> ↻
QUADRO	<input type="checkbox"/> SEMI CUT OFF	<input type="checkbox"/> ALTRO	<input type="checkbox"/> x
Note:	<input type="checkbox"/> LINEA	Note:	<b>DIFFUSORE</b>
	<input type="checkbox"/> SEZ.		<input type="checkbox"/> -
	<input checked="" type="checkbox"/> PE		<input type="checkbox"/> ↻
			<input type="checkbox"/> x
			<b>GENERALE</b>
			<input type="checkbox"/> -
			<input type="checkbox"/> ↻
			<input type="checkbox"/> x

COD.	208	VIA <b>Blandina Visintainer</b>			
	<b>CARATT.MECCANICHE</b>		<b>POSA</b>		
	<input type="checkbox"/> PALO	<input type="checkbox"/> CLS	<input checked="" type="checkbox"/> POZZ.	<input checked="" type="checkbox"/> SCATOLA	
	<input type="checkbox"/> CILINDRICO	<input checked="" type="checkbox"/> FE	<input type="checkbox"/> CLS	<input checked="" type="checkbox"/> PVC	
	<input type="checkbox"/> RASTREMATO	<input type="checkbox"/> PVC	<input checked="" type="checkbox"/> FE	<input type="checkbox"/> FE	
	<input type="checkbox"/> CONICO	<input type="checkbox"/> LEGNO	<input type="checkbox"/> PVC	<input checked="" type="checkbox"/> INCASSO	
	<input checked="" type="checkbox"/> MENSOLA			<input type="checkbox"/> ESTERNA	
				<b>DIMENSIONI</b>	
				<input type="checkbox"/> H.	
				<input type="checkbox"/> L.	50cm
				<input type="checkbox"/> AcZn	
			<input checked="" type="checkbox"/>	<input type="checkbox"/> VERN.	nero

<b>IDENTIFICAZIONE</b>	<b>CARATT.ELETTRICHE</b>	<b>POSIZIONE</b>	<b>CONDIZIONI</b>
COORD. GPS	<input type="checkbox"/> IP	<input checked="" type="checkbox"/> SEDE STRADALE	<b>SOSTEGNO</b>
MARCA	<input type="checkbox"/> CLASSE	<input type="checkbox"/> BANCHINA	<input type="checkbox"/> -
TIPO	<input type="checkbox"/> CUT OFF	<input type="checkbox"/> MARCIAPIEDE	<input type="checkbox"/> ↻
QUADRO	<input type="checkbox"/> SEMI CUT OFF	<input type="checkbox"/> ALTRO	<input type="checkbox"/> x
Note:	<input type="checkbox"/> LINEA	Note:	<b>DIFFUSORE</b>
	<input type="checkbox"/> SEZ.		<input type="checkbox"/> -
	<input checked="" type="checkbox"/> PE		<input type="checkbox"/> ↻
			<input type="checkbox"/> x
			<b>GENERALE</b>
			<input type="checkbox"/> -
			<input type="checkbox"/> ↻
			<input type="checkbox"/> x

COD.	209	VIA <b>Blandina Visintainer</b>			
	<b>CARATT.MECCANICHE</b>		<b>POSA</b>		
	<input type="checkbox"/> PALO	<input type="checkbox"/> CLS	<input checked="" type="checkbox"/> POZZ.	<input checked="" type="checkbox"/> SCATOLA	
	<input type="checkbox"/> CILINDRICO	<input checked="" type="checkbox"/> FE	<input type="checkbox"/> CLS	<input checked="" type="checkbox"/> PVC	
	<input type="checkbox"/> RASTREMATO	<input type="checkbox"/> PVC	<input checked="" type="checkbox"/> FE	<input type="checkbox"/> FE	
	<input type="checkbox"/> CONICO	<input type="checkbox"/> LEGNO	<input type="checkbox"/> PVC	<input checked="" type="checkbox"/> INCASSO	
	<input checked="" type="checkbox"/> MENSOLA			<input type="checkbox"/> ESTERNA	
				<b>DIMENSIONI</b>	
				<input type="checkbox"/> H.	
				<input type="checkbox"/> L.	50cm
				<input type="checkbox"/> AcZn	
			<input checked="" type="checkbox"/>	<input type="checkbox"/> VERN.	nero

<b>IDENTIFICAZIONE</b>	<b>CARATT.ELETTRICHE</b>	<b>POSIZIONE</b>	<b>CONDIZIONI</b>
COORD. GPS	<input type="checkbox"/> IP	<input checked="" type="checkbox"/> SEDE STRADALE	<b>SOSTEGNO</b>
MARCA	<input type="checkbox"/> CLASSE	<input type="checkbox"/> BANCHINA	<input type="checkbox"/> -
TIPO	<input type="checkbox"/> CUT OFF	<input type="checkbox"/> MARCIAPIEDE	<input type="checkbox"/> ↻
QUADRO	<input type="checkbox"/> SEMI CUT OFF	<input type="checkbox"/> ALTRO	<input type="checkbox"/> x
Note:	<input type="checkbox"/> LINEA	Note:	<b>DIFFUSORE</b>
	<input type="checkbox"/> SEZ.		<input type="checkbox"/> -
	<input checked="" type="checkbox"/> PE		<input type="checkbox"/> ↻
			<input type="checkbox"/> x
			<b>GENERALE</b>
			<input type="checkbox"/> -
			<input type="checkbox"/> ↻
			<input type="checkbox"/> x

<b>00</b>	PIANO REGOLATORE DELL'ILLUMINAZIONE COMUNALE – PRIC – DEL COMUNE DI SCURELLE (TN)	<i>censimento</i>	
<b>SEZ</b>		Pag. 74 di 143	25_09_rel.doc




COD.	210	VIA <b>Piazzale della chiesa</b>	
	<b>CARATT.MECCANICHE</b>		<b>POSA</b>
	<input type="checkbox"/> PALO	<input type="checkbox"/> CLS	<input checked="" type="checkbox"/> POZZ.
	<input type="checkbox"/> CILINDRICO	<input checked="" type="checkbox"/> FE	<input type="checkbox"/> SCATOLA
	<input checked="" type="checkbox"/> RASTREMATO	<input type="checkbox"/> PVC	<input type="checkbox"/> CLS
	<input type="checkbox"/> CONICO	<input type="checkbox"/> LEGNO	<input checked="" type="checkbox"/> FE
			<input type="checkbox"/> PVC
			<input type="checkbox"/> INCASSO
			<input type="checkbox"/> ESTERNA
<b>IDENTIFICAZIONE</b>		<b>CONDIZIONI</b>	
COORD. GPS		SEDE STRADALE	
MARCA		BANCHINA	
TIPO		MARCIAPIEDE	
QUADRO		<input checked="" type="checkbox"/> ALTRO	
Note:		Note:	
<b>CARATT.ELETTRICHE</b>		<b>CONDIZIONI</b>	
<input type="checkbox"/> IP		SOSTEGNO	
<input type="checkbox"/> CLASSE		<input type="checkbox"/> - <input checked="" type="checkbox"/>	
<input type="checkbox"/> CUT OFF		<input type="checkbox"/> x	
<input type="checkbox"/> SEMI CUT OFF		DIFFUSORE	
<input type="checkbox"/> LINEA		<input type="checkbox"/> - <input checked="" type="checkbox"/>	
<input type="checkbox"/> SEZ.		<input type="checkbox"/> x	
<input checked="" type="checkbox"/> PE		GENERALE	
		<input type="checkbox"/> - <input checked="" type="checkbox"/>	
		<input type="checkbox"/> x	

COD.	211	VIA <b>Piazzale della chiesa</b>	
	<b>CARATT.MECCANICHE</b>		<b>POSA</b>
	<input type="checkbox"/> PALO	<input type="checkbox"/> CLS	<input checked="" type="checkbox"/> POZZ.
	<input type="checkbox"/> CILINDRICO	<input checked="" type="checkbox"/> FE	<input type="checkbox"/> SCATOLA
	<input checked="" type="checkbox"/> RASTREMATO	<input type="checkbox"/> PVC	<input type="checkbox"/> CLS
	<input type="checkbox"/> CONICO	<input type="checkbox"/> LEGNO	<input checked="" type="checkbox"/> FE
			<input type="checkbox"/> PVC
			<input type="checkbox"/> INCASSO
			<input type="checkbox"/> ESTERNA
<b>IDENTIFICAZIONE</b>		<b>CONDIZIONI</b>	
COORD. GPS		SEDE STRADALE	
MARCA		BANCHINA	
TIPO		MARCIAPIEDE	
QUADRO		<input checked="" type="checkbox"/> ALTRO	
Note:		Note:	
<b>CARATT.ELETTRICHE</b>		<b>CONDIZIONI</b>	
<input type="checkbox"/> IP		SOSTEGNO	
<input type="checkbox"/> CLASSE		<input type="checkbox"/> - <input checked="" type="checkbox"/>	
<input type="checkbox"/> CUT OFF		<input type="checkbox"/> x	
<input type="checkbox"/> SEMI CUT OFF		DIFFUSORE	
<input type="checkbox"/> LINEA		<input type="checkbox"/> - <input checked="" type="checkbox"/>	
<input type="checkbox"/> SEZ.		<input type="checkbox"/> x	
<input checked="" type="checkbox"/> PE		GENERALE	
		<input type="checkbox"/> - <input checked="" type="checkbox"/>	
		<input type="checkbox"/> x	




COD.	P38	VIA <b>Piazzale della chiesa</b>	
	<b>CARATT.MECCANICHE</b>		<b>POSA</b>
	<input type="checkbox"/> PALO	<input type="checkbox"/> CLS	<input type="checkbox"/> POZZ.
	<input type="checkbox"/> CILINDRICO	<input checked="" type="checkbox"/> FE	<input type="checkbox"/> SCATOLA
	<input type="checkbox"/> RASTREMATO	<input type="checkbox"/> PVC	<input type="checkbox"/> CLS
	<input type="checkbox"/> CONICO	<input type="checkbox"/> LEGNO	<input type="checkbox"/> FE
	<input checked="" type="checkbox"/> MENSOLA		<input type="checkbox"/> PVC
			<input type="checkbox"/> INCASSO
			<input type="checkbox"/> ESTERNA
<b>IDENTIFICAZIONE</b>		<b>CONDIZIONI</b>	
COORD. GPS		SEDE STRADALE	
MARCA		BANCHINA	
TIPO		MARCIAPIEDE	
QUADRO		<input checked="" type="checkbox"/> ALTRO	
Note:		Note:	
<b>CARATT.ELETTRICHE</b>		<b>CONDIZIONI</b>	
<input type="checkbox"/> IP		SOSTEGNO	
<input type="checkbox"/> CLASSE		<input type="checkbox"/> - <input checked="" type="checkbox"/>	
<input type="checkbox"/> CUT OFF		<input type="checkbox"/> x	
<input type="checkbox"/> SEMI CUT OFF		DIFFUSORE	
<input type="checkbox"/> LINEA		<input type="checkbox"/> - <input checked="" type="checkbox"/>	
<input type="checkbox"/> SEZ.		<input type="checkbox"/> x	
<input checked="" type="checkbox"/> PE		GENERALE	
		<input type="checkbox"/> - <input checked="" type="checkbox"/>	
		<input type="checkbox"/> x	



<b>00</b>	PIANO REGOLATORE DELL'ILLUMINAZIONE COMUNALE – PRIC – DEL COMUNE DI SCURELLE (TN)	<i>censimento</i>	
<b>SEZ</b>		Pag. 75 di 143	25_09_rel.doc

COD.	212	VIA <b>Dei Faori</b>						
	<b>CARATT.MECCANICHE</b>			<b>POSA</b>		<b>DIMENSIONI</b>		
	<input type="checkbox"/> PALO	<input type="checkbox"/> CLS	<input type="checkbox"/> CILINDRICO	<input checked="" type="checkbox"/> FE	<input type="checkbox"/> POZZ.	<input type="checkbox"/> SCATOLA	<input type="checkbox"/> H.	4 m
	<input checked="" type="checkbox"/> RASTREMATO	<input type="checkbox"/> PVC	<input type="checkbox"/> CONICO	<input type="checkbox"/> LEGNO	<input type="checkbox"/> CLS	<input type="checkbox"/> PVC	<input type="checkbox"/> L.	
					<input type="checkbox"/> FE	<input type="checkbox"/> FE	<input type="checkbox"/> AcZn	
					<input type="checkbox"/> PVC	<input type="checkbox"/> INCASSO	<input checked="" type="checkbox"/> VERN.	
						<input type="checkbox"/> ESTERNA		
<b>IDENTIFICAZIONE</b>		<b>CARATT.ELETTRICHE</b>			<b>POSIZIONE</b>		<b>CONDIZIONI</b>	
COORD. GPS		<input type="checkbox"/> IP		<input type="checkbox"/> SEDE STRADALE			SOSTEGNO	
MARCA		<input type="checkbox"/> CLASSE	1	<input checked="" type="checkbox"/> BANCHINA			<input type="checkbox"/> -	<input type="checkbox"/>
TIPO		<input type="checkbox"/> CUT OFF		<input type="checkbox"/> MARCIAPIEDE				<input checked="" type="checkbox"/>
QUADRO		<input type="checkbox"/> SEMI CUT OFF		<input type="checkbox"/> ALTRO			DIFFUSORE	
Note:		<input type="checkbox"/> LINEA		Note:			<input type="checkbox"/> -	<input type="checkbox"/>
		<input type="checkbox"/> SEZ.						<input checked="" type="checkbox"/>
		<input checked="" type="checkbox"/> PE					GENERALE	
							<input type="checkbox"/> -	<input type="checkbox"/>
								<input checked="" type="checkbox"/>
COD.	213	VIA <b>Don Antonio Moschen</b>						
	<b>CARATT.MECCANICHE</b>			<b>POSA</b>		<b>DIMENSIONI</b>		
	<input type="checkbox"/> PALO	<input type="checkbox"/> CLS	<input type="checkbox"/> CILINDRICO	<input checked="" type="checkbox"/> FE	<input checked="" type="checkbox"/> POZZ.	<input checked="" type="checkbox"/> SCATOLA	<input type="checkbox"/> H.	
	<input type="checkbox"/> RASTREMATO	<input type="checkbox"/> PVC	<input type="checkbox"/> CONICO	<input type="checkbox"/> LEGNO	<input type="checkbox"/> CLS	<input checked="" type="checkbox"/> PVC	<input type="checkbox"/> L.	50cm
	<input checked="" type="checkbox"/> MENSOLA				<input checked="" type="checkbox"/> FE	<input type="checkbox"/> FE	<input type="checkbox"/> AcZn	
					<input type="checkbox"/> PVC	<input checked="" type="checkbox"/> INCASSO	<input checked="" type="checkbox"/> VERN.	nero
						<input type="checkbox"/> ESTERNA		
<b>IDENTIFICAZIONE</b>		<b>CARATT.ELETTRICHE</b>			<b>POSIZIONE</b>		<b>CONDIZIONI</b>	
COORD. GPS		<input type="checkbox"/> IP		<input checked="" type="checkbox"/> SEDE STRADALE			SOSTEGNO	
MARCA		<input type="checkbox"/> CLASSE		<input type="checkbox"/> BANCHINA			<input type="checkbox"/> -	<input type="checkbox"/>
TIPO		<input type="checkbox"/> CUT OFF		<input type="checkbox"/> MARCIAPIEDE				<input checked="" type="checkbox"/>
QUADRO		<input type="checkbox"/> SEMI CUT OFF		<input type="checkbox"/> ALTRO			DIFFUSORE	
Note:		<input type="checkbox"/> LINEA		Note:			<input type="checkbox"/> -	<input type="checkbox"/>
Nel pozzetto sottostante al lampione manca il tondino di terra, filo di terra presente ma staccato.		<input type="checkbox"/> SEZ.		Presenza stagna per luminarie				<input checked="" type="checkbox"/>
		<input type="checkbox"/> PE					GENERALE	
							<input type="checkbox"/> -	<input type="checkbox"/>
								<input checked="" type="checkbox"/>
COD.	214	VIA <b>Don Antonio Moschen</b>						
	<b>CARATT.MECCANICHE</b>			<b>POSA</b>		<b>DIMENSIONI</b>		
	<input type="checkbox"/> PALO	<input type="checkbox"/> CLS	<input type="checkbox"/> CILINDRICO	<input checked="" type="checkbox"/> FE	<input checked="" type="checkbox"/> POZZ.	<input checked="" type="checkbox"/> SCATOLA	<input type="checkbox"/> H.	
	<input type="checkbox"/> RASTREMATO	<input type="checkbox"/> PVC	<input type="checkbox"/> CONICO	<input type="checkbox"/> LEGNO	<input type="checkbox"/> CLS	<input checked="" type="checkbox"/> PVC	<input type="checkbox"/> L.	50cm
	<input checked="" type="checkbox"/> MENSOLA				<input checked="" type="checkbox"/> FE	<input type="checkbox"/> FE	<input type="checkbox"/> AcZn	
					<input type="checkbox"/> PVC	<input type="checkbox"/> INCASSO	<input checked="" type="checkbox"/> VERN.	nero
						<input checked="" type="checkbox"/> ESTERNA		
<b>IDENTIFICAZIONE</b>		<b>CARATT.ELETTRICHE</b>			<b>POSIZIONE</b>		<b>CONDIZIONI</b>	
COORD. GPS		<input type="checkbox"/> IP		<input checked="" type="checkbox"/> SEDE STRADALE			SOSTEGNO	
MARCA		<input type="checkbox"/> CLASSE		<input type="checkbox"/> BANCHINA			<input type="checkbox"/> -	<input type="checkbox"/>
TIPO		<input type="checkbox"/> CUT OFF		<input type="checkbox"/> MARCIAPIEDE				<input checked="" type="checkbox"/>
QUADRO		<input type="checkbox"/> SEMI CUT OFF		<input type="checkbox"/> ALTRO			DIFFUSORE	
Note:		<input type="checkbox"/> LINEA		Note:			<input type="checkbox"/> -	<input type="checkbox"/>
		<input type="checkbox"/> SEZ.						<input checked="" type="checkbox"/>
		<input type="checkbox"/> PE					GENERALE	
							<input type="checkbox"/> -	<input type="checkbox"/>
								<input checked="" type="checkbox"/>

<b>00</b>	PIANO REGOLATORE DELL'ILLUMINAZIONE COMUNALE – PRIC – DEL COMUNE DI SCURELLE (TN)	<i>censimento</i>	
<b>SEZ</b>		Pag. 76 di 143	25_09_rel.doc


COD.	215	VIA <b>Don Antonio Moschen</b>	
	<b>CARATT.MECCANICHE</b>		<b>POSA</b>
	<input type="checkbox"/> PALO	<input type="checkbox"/> CLS	<input checked="" type="checkbox"/> POZZ.
	<input type="checkbox"/> CILINDRICO	<input checked="" type="checkbox"/> FE	<input checked="" type="checkbox"/> SCATOLA
	<input type="checkbox"/> RASTREMATO	<input type="checkbox"/> PVC	<input type="checkbox"/> CLS
	<input type="checkbox"/> CONICO	<input type="checkbox"/> LEGNO	<input checked="" type="checkbox"/> FE
	<input checked="" type="checkbox"/> MENSOLA		<input type="checkbox"/> PVC
			<input checked="" type="checkbox"/> INCASSO
			<input type="checkbox"/> ESTERNA
<b>DIMENSIONI</b>			
	H.		
	L.	50cm	
	AcZn		
<input checked="" type="checkbox"/>	VERN.	nero	
<b>IDENTIFICAZIONE</b>		<b>CARATT.ELETTRICHE</b>	
COORD. GPS		<input type="checkbox"/> IP	
MARCA		<input type="checkbox"/> CLASSE	
TIPO		<input type="checkbox"/> CUT OFF	
QUADRO		<input type="checkbox"/> SEMI CUT OFF	
Note:		<input type="checkbox"/> LINEA	
		<input type="checkbox"/> SEZ.	
		<input type="checkbox"/> PE	
		<b>POSIZIONE</b>	
		<input checked="" type="checkbox"/> SEDE STRADALE	
		<input type="checkbox"/> BANCHINA	
		<input type="checkbox"/> MARCIAPIEDE	
		<input type="checkbox"/> ALTRO	
		Note: Presenza stagna per luminarie	
		<b>CONDIZIONI</b>	
		<b>SOSTEGNO</b>	
	<input type="checkbox"/>	<input type="checkbox"/>	<input type="checkbox"/>
	<input type="checkbox"/>	<input checked="" type="checkbox"/>	<input type="checkbox"/>
		<b>DIFFUSORE</b>	
	<input type="checkbox"/>	<input type="checkbox"/>	<input type="checkbox"/>
	<input type="checkbox"/>	<input checked="" type="checkbox"/>	<input type="checkbox"/>
		<b>GENERALE</b>	
	<input type="checkbox"/>	<input type="checkbox"/>	<input type="checkbox"/>
	<input type="checkbox"/>	<input checked="" type="checkbox"/>	<input type="checkbox"/>
COD.		216	
VIA		<b>Don Antonio Moschen</b>	
	<b>CARATT.MECCANICHE</b>		<b>POSA</b>
	<input type="checkbox"/> PALO	<input type="checkbox"/> CLS	<input checked="" type="checkbox"/> POZZ.
	<input type="checkbox"/> CILINDRICO	<input checked="" type="checkbox"/> FE	<input checked="" type="checkbox"/> SCATOLA
	<input type="checkbox"/> RASTREMATO	<input type="checkbox"/> PVC	<input type="checkbox"/> CLS
	<input type="checkbox"/> CONICO	<input type="checkbox"/> LEGNO	<input checked="" type="checkbox"/> FE
	<input checked="" type="checkbox"/> MENSOLA		<input type="checkbox"/> PVC
			<input checked="" type="checkbox"/> INCASSO
			<input type="checkbox"/> ESTERNA
<b>DIMENSIONI</b>			
	H.		
	L.	50cm	
	AcZn		
<input checked="" type="checkbox"/>	VERN.	nero	
<b>IDENTIFICAZIONE</b>		<b>CARATT.ELETTRICHE</b>	
COORD. GPS		<input type="checkbox"/> IP	
MARCA		<input type="checkbox"/> CLASSE	
TIPO		<input type="checkbox"/> CUT OFF	
QUADRO		<input type="checkbox"/> SEMI CUT OFF	
Note:		<input type="checkbox"/> LINEA	
		<input type="checkbox"/> SEZ.	
		<input type="checkbox"/> PE	
		<b>POSIZIONE</b>	
		<input checked="" type="checkbox"/> SEDE STRADALE	
		<input type="checkbox"/> BANCHINA	
		<input type="checkbox"/> MARCIAPIEDE	
		<input type="checkbox"/> ALTRO	
		Note: Presenza stagna per luminarie	
		<b>CONDIZIONI</b>	
		<b>SOSTEGNO</b>	
	<input type="checkbox"/>	<input type="checkbox"/>	<input type="checkbox"/>
	<input type="checkbox"/>	<input checked="" type="checkbox"/>	<input type="checkbox"/>
		<b>DIFFUSORE</b>	
	<input type="checkbox"/>	<input type="checkbox"/>	<input type="checkbox"/>
	<input type="checkbox"/>	<input checked="" type="checkbox"/>	<input type="checkbox"/>
		<b>GENERALE</b>	
	<input type="checkbox"/>	<input type="checkbox"/>	<input type="checkbox"/>
	<input type="checkbox"/>	<input checked="" type="checkbox"/>	<input type="checkbox"/>
COD.		217	
VIA		<b>Santa Maria Maddalena</b>	
	<b>CARATT.MECCANICHE</b>		<b>POSA</b>
	<input type="checkbox"/> PALO	<input type="checkbox"/> CLS	<input type="checkbox"/> POZZ.
	<input type="checkbox"/> CILINDRICO	<input checked="" type="checkbox"/> FE	<input type="checkbox"/> SCATOLA
	<input checked="" type="checkbox"/> RASTREMATO	<input type="checkbox"/> PVC	<input type="checkbox"/> CLS
	<input type="checkbox"/> CONICO	<input type="checkbox"/> LEGNO	<input type="checkbox"/> FE
			<input type="checkbox"/> PVC
			<input type="checkbox"/> INCASSO
			<input type="checkbox"/> ESTERNA
<b>DIMENSIONI</b>			
	H.	5 m	
	L.		
	AcZn		
<input checked="" type="checkbox"/>	VERN.	nero	
<b>IDENTIFICAZIONE</b>		<b>CARATT.ELETTRICHE</b>	
COORD. GPS		<input type="checkbox"/> IP	
MARCA		<input type="checkbox"/> CLASSE	
TIPO		<input type="checkbox"/> CUT OFF	
QUADRO		<input type="checkbox"/> SEMI CUT OFF	
Note:		<input type="checkbox"/> LINEA	
		<input type="checkbox"/> SEZ.	
		<input checked="" type="checkbox"/> PE	
		<b>POSIZIONE</b>	
		<input type="checkbox"/> SEDE STRADALE	
		<input type="checkbox"/> BANCHINA	
		<input checked="" type="checkbox"/> MARCIAPIEDE	
		<input type="checkbox"/> ALTRO	
		Note:	
		<b>CONDIZIONI</b>	
		<b>SOSTEGNO</b>	
	<input type="checkbox"/>	<input type="checkbox"/>	<input type="checkbox"/>
	<input type="checkbox"/>	<input checked="" type="checkbox"/>	<input type="checkbox"/>
		<b>DIFFUSORE</b>	
	<input type="checkbox"/>	<input type="checkbox"/>	<input type="checkbox"/>
	<input type="checkbox"/>	<input checked="" type="checkbox"/>	<input type="checkbox"/>
		<b>GENERALE</b>	
	<input type="checkbox"/>	<input type="checkbox"/>	<input type="checkbox"/>
	<input type="checkbox"/>	<input checked="" type="checkbox"/>	<input type="checkbox"/>


<b>00</b>	PIANO REGOLATORE DELL'ILLUMINAZIONE COMUNALE – PRIC – DEL COMUNE DI SCURELLE (TN)	<i>censimento</i>	
<b>SEZ</b>		Pag. 77 di 143	25_09_rel.doc

COD.	218	VIA <b>Santa Maria Maddalena</b>																																																																								
	<b>CARATT.MECCANICHE</b>	<b>POSA</b>	<b>DIMENSIONI</b>																																																																							
	<table border="1"> <tr><td><input type="checkbox"/></td><td>PALO</td><td><input type="checkbox"/></td><td>CLS</td></tr> <tr><td><input type="checkbox"/></td><td>CILINDRICO</td><td><input checked="" type="checkbox"/></td><td>FE</td></tr> <tr><td><input checked="" type="checkbox"/></td><td>RASTREMATO</td><td><input type="checkbox"/></td><td>PVC</td></tr> <tr><td><input type="checkbox"/></td><td>CONICO</td><td><input type="checkbox"/></td><td>LEGNO</td></tr> </table>	<input type="checkbox"/>	PALO	<input type="checkbox"/>	CLS	<input type="checkbox"/>	CILINDRICO	<input checked="" type="checkbox"/>	FE	<input checked="" type="checkbox"/>	RASTREMATO	<input type="checkbox"/>	PVC	<input type="checkbox"/>	CONICO	<input type="checkbox"/>	LEGNO	<table border="1"> <tr><td><input type="checkbox"/></td><td>POZZ.</td><td><input type="checkbox"/></td><td>SCATOLA</td></tr> <tr><td><input type="checkbox"/></td><td>CLS</td><td><input type="checkbox"/></td><td>PVC</td></tr> <tr><td><input type="checkbox"/></td><td>FE</td><td><input type="checkbox"/></td><td>FE</td></tr> <tr><td><input type="checkbox"/></td><td>PVC</td><td><input type="checkbox"/></td><td>INCASSO</td></tr> <tr><td><input type="checkbox"/></td><td></td><td><input type="checkbox"/></td><td>ESTERNA</td></tr> </table>	<input type="checkbox"/>	POZZ.	<input type="checkbox"/>	SCATOLA	<input type="checkbox"/>	CLS	<input type="checkbox"/>	PVC	<input type="checkbox"/>	FE	<input type="checkbox"/>	FE	<input type="checkbox"/>	PVC	<input type="checkbox"/>	INCASSO	<input type="checkbox"/>		<input type="checkbox"/>	ESTERNA	<table border="1"> <tr><td><input type="checkbox"/></td><td>H.</td><td>5 m</td></tr> <tr><td><input type="checkbox"/></td><td>L.</td><td></td></tr> <tr><td><input type="checkbox"/></td><td>AcZn</td><td></td></tr> <tr><td><input checked="" type="checkbox"/></td><td>VERN.</td><td>nero</td></tr> </table>	<input type="checkbox"/>	H.	5 m	<input type="checkbox"/>	L.		<input type="checkbox"/>	AcZn		<input checked="" type="checkbox"/>	VERN.	nero																							
<input type="checkbox"/>	PALO	<input type="checkbox"/>	CLS																																																																							
<input type="checkbox"/>	CILINDRICO	<input checked="" type="checkbox"/>	FE																																																																							
<input checked="" type="checkbox"/>	RASTREMATO	<input type="checkbox"/>	PVC																																																																							
<input type="checkbox"/>	CONICO	<input type="checkbox"/>	LEGNO																																																																							
<input type="checkbox"/>	POZZ.	<input type="checkbox"/>	SCATOLA																																																																							
<input type="checkbox"/>	CLS	<input type="checkbox"/>	PVC																																																																							
<input type="checkbox"/>	FE	<input type="checkbox"/>	FE																																																																							
<input type="checkbox"/>	PVC	<input type="checkbox"/>	INCASSO																																																																							
<input type="checkbox"/>		<input type="checkbox"/>	ESTERNA																																																																							
<input type="checkbox"/>	H.	5 m																																																																								
<input type="checkbox"/>	L.																																																																									
<input type="checkbox"/>	AcZn																																																																									
<input checked="" type="checkbox"/>	VERN.	nero																																																																								
<b>IDENTIFICAZIONE</b>	<b>CARATT.ELETTRICHE</b>	<b>POSIZIONE</b>	<b>CONDIZIONI</b>																																																																							
<table border="1"> <tr><td colspan="2">COORD. GPS</td></tr> <tr><td>MARCA</td><td></td></tr> <tr><td>TIPO</td><td></td></tr> <tr><td>QUADRO</td><td></td></tr> </table> <p>Note: Staffe Manca coperchio morsettiera</p>	COORD. GPS		MARCA		TIPO		QUADRO		<table border="1"> <tr><td><input type="checkbox"/></td><td>IP</td><td></td><td></td></tr> <tr><td><input type="checkbox"/></td><td>CLASSE</td><td></td><td></td></tr> <tr><td><input type="checkbox"/></td><td>CUT OFF</td><td></td><td></td></tr> <tr><td><input type="checkbox"/></td><td>SEMI CUT OFF</td><td></td><td></td></tr> <tr><td><input type="checkbox"/></td><td>LINEA</td><td></td><td></td></tr> <tr><td><input type="checkbox"/></td><td>SEZ.</td><td></td><td></td></tr> <tr><td><input checked="" type="checkbox"/></td><td>PE</td><td></td><td></td></tr> </table>	<input type="checkbox"/>	IP			<input type="checkbox"/>	CLASSE			<input type="checkbox"/>	CUT OFF			<input type="checkbox"/>	SEMI CUT OFF			<input type="checkbox"/>	LINEA			<input type="checkbox"/>	SEZ.			<input checked="" type="checkbox"/>	PE			<table border="1"> <tr><td><input type="checkbox"/></td><td>SEDE STRADALE</td></tr> <tr><td><input type="checkbox"/></td><td>BANCHINA</td></tr> <tr><td><input checked="" type="checkbox"/></td><td>MARCIAPIEDE</td></tr> <tr><td><input type="checkbox"/></td><td>ALTRO</td></tr> </table> <p>Note:</p>	<input type="checkbox"/>	SEDE STRADALE	<input type="checkbox"/>	BANCHINA	<input checked="" type="checkbox"/>	MARCIAPIEDE	<input type="checkbox"/>	ALTRO	<table border="1"> <tr><td colspan="3">SOSTEGNO</td></tr> <tr><td><input type="checkbox"/></td><td>-</td><td><input checked="" type="checkbox"/></td></tr> <tr><td><input checked="" type="checkbox"/></td><td></td><td></td></tr> <tr><td colspan="3">DIFFUSORE</td></tr> <tr><td><input type="checkbox"/></td><td>-</td><td><input checked="" type="checkbox"/></td></tr> <tr><td><input type="checkbox"/></td><td></td><td><input checked="" type="checkbox"/></td></tr> <tr><td colspan="3">GENERALE</td></tr> <tr><td><input type="checkbox"/></td><td>-</td><td><input checked="" type="checkbox"/></td></tr> <tr><td><input checked="" type="checkbox"/></td><td></td><td></td></tr> </table>	SOSTEGNO			<input type="checkbox"/>	-	<input checked="" type="checkbox"/>	<input checked="" type="checkbox"/>			DIFFUSORE			<input type="checkbox"/>	-	<input checked="" type="checkbox"/>	<input type="checkbox"/>		<input checked="" type="checkbox"/>	GENERALE			<input type="checkbox"/>	-	<input checked="" type="checkbox"/>	<input checked="" type="checkbox"/>		
COORD. GPS																																																																										
MARCA																																																																										
TIPO																																																																										
QUADRO																																																																										
<input type="checkbox"/>	IP																																																																									
<input type="checkbox"/>	CLASSE																																																																									
<input type="checkbox"/>	CUT OFF																																																																									
<input type="checkbox"/>	SEMI CUT OFF																																																																									
<input type="checkbox"/>	LINEA																																																																									
<input type="checkbox"/>	SEZ.																																																																									
<input checked="" type="checkbox"/>	PE																																																																									
<input type="checkbox"/>	SEDE STRADALE																																																																									
<input type="checkbox"/>	BANCHINA																																																																									
<input checked="" type="checkbox"/>	MARCIAPIEDE																																																																									
<input type="checkbox"/>	ALTRO																																																																									
SOSTEGNO																																																																										
<input type="checkbox"/>	-	<input checked="" type="checkbox"/>																																																																								
<input checked="" type="checkbox"/>																																																																										
DIFFUSORE																																																																										
<input type="checkbox"/>	-	<input checked="" type="checkbox"/>																																																																								
<input type="checkbox"/>		<input checked="" type="checkbox"/>																																																																								
GENERALE																																																																										
<input type="checkbox"/>	-	<input checked="" type="checkbox"/>																																																																								
<input checked="" type="checkbox"/>																																																																										
COD.	219	VIA <b>Santa Maria Maddalena</b>																																																																								
	<b>CARATT.MECCANICHE</b>	<b>POSA</b>	<b>DIMENSIONI</b>																																																																							
	<table border="1"> <tr><td><input type="checkbox"/></td><td>PALO INC.</td><td><input type="checkbox"/></td><td>CLS</td></tr> <tr><td><input type="checkbox"/></td><td>CILINDRICO</td><td><input checked="" type="checkbox"/></td><td>FE</td></tr> <tr><td><input checked="" type="checkbox"/></td><td>RASTREMATO</td><td><input type="checkbox"/></td><td>PVC</td></tr> <tr><td><input type="checkbox"/></td><td>CONICO</td><td><input type="checkbox"/></td><td>LEGNO</td></tr> </table>	<input type="checkbox"/>	PALO INC.	<input type="checkbox"/>	CLS	<input type="checkbox"/>	CILINDRICO	<input checked="" type="checkbox"/>	FE	<input checked="" type="checkbox"/>	RASTREMATO	<input type="checkbox"/>	PVC	<input type="checkbox"/>	CONICO	<input type="checkbox"/>	LEGNO	<table border="1"> <tr><td><input checked="" type="checkbox"/></td><td>POZZ.</td><td><input type="checkbox"/></td><td>SCATOLA</td></tr> <tr><td><input type="checkbox"/></td><td>CLS</td><td><input type="checkbox"/></td><td>PVC</td></tr> <tr><td><input checked="" type="checkbox"/></td><td>FE</td><td><input type="checkbox"/></td><td>FE</td></tr> <tr><td><input type="checkbox"/></td><td>PVC</td><td><input type="checkbox"/></td><td>INCASSO</td></tr> <tr><td><input type="checkbox"/></td><td></td><td><input type="checkbox"/></td><td>ESTERNA</td></tr> </table>	<input checked="" type="checkbox"/>	POZZ.	<input type="checkbox"/>	SCATOLA	<input type="checkbox"/>	CLS	<input type="checkbox"/>	PVC	<input checked="" type="checkbox"/>	FE	<input type="checkbox"/>	FE	<input type="checkbox"/>	PVC	<input type="checkbox"/>	INCASSO	<input type="checkbox"/>		<input type="checkbox"/>	ESTERNA	<table border="1"> <tr><td><input type="checkbox"/></td><td>H.</td><td>5 m</td></tr> <tr><td><input type="checkbox"/></td><td>L.</td><td></td></tr> <tr><td><input type="checkbox"/></td><td>AcZn</td><td></td></tr> <tr><td><input checked="" type="checkbox"/></td><td>VERN.</td><td>nero</td></tr> </table>	<input type="checkbox"/>	H.	5 m	<input type="checkbox"/>	L.		<input type="checkbox"/>	AcZn		<input checked="" type="checkbox"/>	VERN.	nero																							
<input type="checkbox"/>	PALO INC.	<input type="checkbox"/>	CLS																																																																							
<input type="checkbox"/>	CILINDRICO	<input checked="" type="checkbox"/>	FE																																																																							
<input checked="" type="checkbox"/>	RASTREMATO	<input type="checkbox"/>	PVC																																																																							
<input type="checkbox"/>	CONICO	<input type="checkbox"/>	LEGNO																																																																							
<input checked="" type="checkbox"/>	POZZ.	<input type="checkbox"/>	SCATOLA																																																																							
<input type="checkbox"/>	CLS	<input type="checkbox"/>	PVC																																																																							
<input checked="" type="checkbox"/>	FE	<input type="checkbox"/>	FE																																																																							
<input type="checkbox"/>	PVC	<input type="checkbox"/>	INCASSO																																																																							
<input type="checkbox"/>		<input type="checkbox"/>	ESTERNA																																																																							
<input type="checkbox"/>	H.	5 m																																																																								
<input type="checkbox"/>	L.																																																																									
<input type="checkbox"/>	AcZn																																																																									
<input checked="" type="checkbox"/>	VERN.	nero																																																																								
<b>IDENTIFICAZIONE</b>	<b>CARATT.ELETTRICHE</b>	<b>POSIZIONE</b>	<b>CONDIZIONI</b>																																																																							
<table border="1"> <tr><td colspan="2">COORD. GPS</td></tr> <tr><td>MARCA</td><td></td></tr> <tr><td>TIPO</td><td></td></tr> <tr><td>QUADRO</td><td></td></tr> </table> <p>Note:</p>	COORD. GPS		MARCA		TIPO		QUADRO		<table border="1"> <tr><td><input type="checkbox"/></td><td>IP</td><td></td><td></td></tr> <tr><td><input type="checkbox"/></td><td>CLASSE</td><td></td><td></td></tr> <tr><td><input type="checkbox"/></td><td>CUT OFF</td><td></td><td></td></tr> <tr><td><input type="checkbox"/></td><td>SEMI CUT OFF</td><td></td><td></td></tr> <tr><td><input type="checkbox"/></td><td>LINEA</td><td></td><td></td></tr> <tr><td><input type="checkbox"/></td><td>SEZ.</td><td></td><td></td></tr> <tr><td><input checked="" type="checkbox"/></td><td>PE</td><td></td><td></td></tr> </table>	<input type="checkbox"/>	IP			<input type="checkbox"/>	CLASSE			<input type="checkbox"/>	CUT OFF			<input type="checkbox"/>	SEMI CUT OFF			<input type="checkbox"/>	LINEA			<input type="checkbox"/>	SEZ.			<input checked="" type="checkbox"/>	PE			<table border="1"> <tr><td><input checked="" type="checkbox"/></td><td>SEDE STRADALE</td></tr> <tr><td><input type="checkbox"/></td><td>BANCHINA</td></tr> <tr><td><input type="checkbox"/></td><td>MARCIAPIEDE</td></tr> <tr><td><input type="checkbox"/></td><td>ALTRO</td></tr> </table> <p>Note:</p>	<input checked="" type="checkbox"/>	SEDE STRADALE	<input type="checkbox"/>	BANCHINA	<input type="checkbox"/>	MARCIAPIEDE	<input type="checkbox"/>	ALTRO	<table border="1"> <tr><td colspan="3">SOSTEGNO</td></tr> <tr><td><input type="checkbox"/></td><td>-</td><td><input checked="" type="checkbox"/></td></tr> <tr><td><input checked="" type="checkbox"/></td><td></td><td></td></tr> <tr><td colspan="3">DIFFUSORE</td></tr> <tr><td><input type="checkbox"/></td><td>-</td><td><input checked="" type="checkbox"/></td></tr> <tr><td><input type="checkbox"/></td><td></td><td><input checked="" type="checkbox"/></td></tr> <tr><td colspan="3">GENERALE</td></tr> <tr><td><input type="checkbox"/></td><td>-</td><td><input checked="" type="checkbox"/></td></tr> <tr><td><input checked="" type="checkbox"/></td><td></td><td></td></tr> </table>	SOSTEGNO			<input type="checkbox"/>	-	<input checked="" type="checkbox"/>	<input checked="" type="checkbox"/>			DIFFUSORE			<input type="checkbox"/>	-	<input checked="" type="checkbox"/>	<input type="checkbox"/>		<input checked="" type="checkbox"/>	GENERALE			<input type="checkbox"/>	-	<input checked="" type="checkbox"/>	<input checked="" type="checkbox"/>		
COORD. GPS																																																																										
MARCA																																																																										
TIPO																																																																										
QUADRO																																																																										
<input type="checkbox"/>	IP																																																																									
<input type="checkbox"/>	CLASSE																																																																									
<input type="checkbox"/>	CUT OFF																																																																									
<input type="checkbox"/>	SEMI CUT OFF																																																																									
<input type="checkbox"/>	LINEA																																																																									
<input type="checkbox"/>	SEZ.																																																																									
<input checked="" type="checkbox"/>	PE																																																																									
<input checked="" type="checkbox"/>	SEDE STRADALE																																																																									
<input type="checkbox"/>	BANCHINA																																																																									
<input type="checkbox"/>	MARCIAPIEDE																																																																									
<input type="checkbox"/>	ALTRO																																																																									
SOSTEGNO																																																																										
<input type="checkbox"/>	-	<input checked="" type="checkbox"/>																																																																								
<input checked="" type="checkbox"/>																																																																										
DIFFUSORE																																																																										
<input type="checkbox"/>	-	<input checked="" type="checkbox"/>																																																																								
<input type="checkbox"/>		<input checked="" type="checkbox"/>																																																																								
GENERALE																																																																										
<input type="checkbox"/>	-	<input checked="" type="checkbox"/>																																																																								
<input checked="" type="checkbox"/>																																																																										
COD.	220	VIA <b>Santa Maria Maddalena</b>																																																																								
	<b>CARATT.MECCANICHE</b>	<b>POSA</b>	<b>DIMENSIONI</b>																																																																							
	<table border="1"> <tr><td><input type="checkbox"/></td><td>PALO</td><td><input type="checkbox"/></td><td>CLS</td></tr> <tr><td><input type="checkbox"/></td><td>CILINDRICO</td><td><input checked="" type="checkbox"/></td><td>FE</td></tr> <tr><td><input type="checkbox"/></td><td>RASTREMATO</td><td><input type="checkbox"/></td><td>PVC</td></tr> <tr><td><input type="checkbox"/></td><td>CONICO</td><td><input type="checkbox"/></td><td>LEGNO</td></tr> <tr><td><input checked="" type="checkbox"/></td><td>MENSOLA</td><td><input type="checkbox"/></td><td></td></tr> </table>	<input type="checkbox"/>	PALO	<input type="checkbox"/>	CLS	<input type="checkbox"/>	CILINDRICO	<input checked="" type="checkbox"/>	FE	<input type="checkbox"/>	RASTREMATO	<input type="checkbox"/>	PVC	<input type="checkbox"/>	CONICO	<input type="checkbox"/>	LEGNO	<input checked="" type="checkbox"/>	MENSOLA	<input type="checkbox"/>		<table border="1"> <tr><td><input type="checkbox"/></td><td>POZZ.</td><td><input checked="" type="checkbox"/></td><td>SCATOLA</td></tr> <tr><td><input type="checkbox"/></td><td>CLS</td><td><input type="checkbox"/></td><td>PVC</td></tr> <tr><td><input type="checkbox"/></td><td>FE</td><td><input checked="" type="checkbox"/></td><td>FE</td></tr> <tr><td><input type="checkbox"/></td><td>PVC</td><td><input type="checkbox"/></td><td>INCASSO</td></tr> <tr><td><input type="checkbox"/></td><td></td><td><input type="checkbox"/></td><td>ESTERNA</td></tr> </table>	<input type="checkbox"/>	POZZ.	<input checked="" type="checkbox"/>	SCATOLA	<input type="checkbox"/>	CLS	<input type="checkbox"/>	PVC	<input type="checkbox"/>	FE	<input checked="" type="checkbox"/>	FE	<input type="checkbox"/>	PVC	<input type="checkbox"/>	INCASSO	<input type="checkbox"/>		<input type="checkbox"/>	ESTERNA	<table border="1"> <tr><td><input type="checkbox"/></td><td>H.</td><td></td></tr> <tr><td><input type="checkbox"/></td><td>L.</td><td>50cm</td></tr> <tr><td><input type="checkbox"/></td><td>AcZn</td><td></td></tr> <tr><td><input checked="" type="checkbox"/></td><td>VERN.</td><td>nero</td></tr> </table>	<input type="checkbox"/>	H.		<input type="checkbox"/>	L.	50cm	<input type="checkbox"/>	AcZn		<input checked="" type="checkbox"/>	VERN.	nero																			
<input type="checkbox"/>	PALO	<input type="checkbox"/>	CLS																																																																							
<input type="checkbox"/>	CILINDRICO	<input checked="" type="checkbox"/>	FE																																																																							
<input type="checkbox"/>	RASTREMATO	<input type="checkbox"/>	PVC																																																																							
<input type="checkbox"/>	CONICO	<input type="checkbox"/>	LEGNO																																																																							
<input checked="" type="checkbox"/>	MENSOLA	<input type="checkbox"/>																																																																								
<input type="checkbox"/>	POZZ.	<input checked="" type="checkbox"/>	SCATOLA																																																																							
<input type="checkbox"/>	CLS	<input type="checkbox"/>	PVC																																																																							
<input type="checkbox"/>	FE	<input checked="" type="checkbox"/>	FE																																																																							
<input type="checkbox"/>	PVC	<input type="checkbox"/>	INCASSO																																																																							
<input type="checkbox"/>		<input type="checkbox"/>	ESTERNA																																																																							
<input type="checkbox"/>	H.																																																																									
<input type="checkbox"/>	L.	50cm																																																																								
<input type="checkbox"/>	AcZn																																																																									
<input checked="" type="checkbox"/>	VERN.	nero																																																																								
<b>IDENTIFICAZIONE</b>	<b>CARATT.ELETTRICHE</b>	<b>POSIZIONE</b>	<b>CONDIZIONI</b>																																																																							
<table border="1"> <tr><td colspan="2">COORD. GPS</td></tr> <tr><td>MARCA</td><td></td></tr> <tr><td>TIPO</td><td></td></tr> <tr><td>QUADRO</td><td></td></tr> </table> <p>Note:</p>	COORD. GPS		MARCA		TIPO		QUADRO		<table border="1"> <tr><td><input type="checkbox"/></td><td>IP</td><td></td><td></td></tr> <tr><td><input type="checkbox"/></td><td>CLASSE</td><td></td><td></td></tr> <tr><td><input type="checkbox"/></td><td>CUT OFF</td><td></td><td></td></tr> <tr><td><input type="checkbox"/></td><td>SEMI CUT OFF</td><td></td><td></td></tr> <tr><td><input type="checkbox"/></td><td>LINEA</td><td></td><td></td></tr> <tr><td><input type="checkbox"/></td><td>SEZ.</td><td></td><td></td></tr> <tr><td><input checked="" type="checkbox"/></td><td>PE</td><td></td><td></td></tr> </table>	<input type="checkbox"/>	IP			<input type="checkbox"/>	CLASSE			<input type="checkbox"/>	CUT OFF			<input type="checkbox"/>	SEMI CUT OFF			<input type="checkbox"/>	LINEA			<input type="checkbox"/>	SEZ.			<input checked="" type="checkbox"/>	PE			<table border="1"> <tr><td><input checked="" type="checkbox"/></td><td>SEDE STRADALE</td></tr> <tr><td><input type="checkbox"/></td><td>BANCHINA</td></tr> <tr><td><input type="checkbox"/></td><td>MARCIAPIEDE</td></tr> <tr><td><input type="checkbox"/></td><td>ALTRO</td></tr> </table> <p>Note: Presenza stagna per luminarie</p>	<input checked="" type="checkbox"/>	SEDE STRADALE	<input type="checkbox"/>	BANCHINA	<input type="checkbox"/>	MARCIAPIEDE	<input type="checkbox"/>	ALTRO	<table border="1"> <tr><td colspan="3">SOSTEGNO</td></tr> <tr><td><input type="checkbox"/></td><td>-</td><td><input checked="" type="checkbox"/></td></tr> <tr><td><input type="checkbox"/></td><td></td><td><input checked="" type="checkbox"/></td></tr> <tr><td colspan="3">DIFFUSORE</td></tr> <tr><td><input type="checkbox"/></td><td>-</td><td><input checked="" type="checkbox"/></td></tr> <tr><td><input type="checkbox"/></td><td></td><td><input checked="" type="checkbox"/></td></tr> <tr><td colspan="3">GENERALE</td></tr> <tr><td><input type="checkbox"/></td><td>-</td><td><input checked="" type="checkbox"/></td></tr> <tr><td><input checked="" type="checkbox"/></td><td></td><td></td></tr> </table>	SOSTEGNO			<input type="checkbox"/>	-	<input checked="" type="checkbox"/>	<input type="checkbox"/>		<input checked="" type="checkbox"/>	DIFFUSORE			<input type="checkbox"/>	-	<input checked="" type="checkbox"/>	<input type="checkbox"/>		<input checked="" type="checkbox"/>	GENERALE			<input type="checkbox"/>	-	<input checked="" type="checkbox"/>	<input checked="" type="checkbox"/>		
COORD. GPS																																																																										
MARCA																																																																										
TIPO																																																																										
QUADRO																																																																										
<input type="checkbox"/>	IP																																																																									
<input type="checkbox"/>	CLASSE																																																																									
<input type="checkbox"/>	CUT OFF																																																																									
<input type="checkbox"/>	SEMI CUT OFF																																																																									
<input type="checkbox"/>	LINEA																																																																									
<input type="checkbox"/>	SEZ.																																																																									
<input checked="" type="checkbox"/>	PE																																																																									
<input checked="" type="checkbox"/>	SEDE STRADALE																																																																									
<input type="checkbox"/>	BANCHINA																																																																									
<input type="checkbox"/>	MARCIAPIEDE																																																																									
<input type="checkbox"/>	ALTRO																																																																									
SOSTEGNO																																																																										
<input type="checkbox"/>	-	<input checked="" type="checkbox"/>																																																																								
<input type="checkbox"/>		<input checked="" type="checkbox"/>																																																																								
DIFFUSORE																																																																										
<input type="checkbox"/>	-	<input checked="" type="checkbox"/>																																																																								
<input type="checkbox"/>		<input checked="" type="checkbox"/>																																																																								
GENERALE																																																																										
<input type="checkbox"/>	-	<input checked="" type="checkbox"/>																																																																								
<input checked="" type="checkbox"/>																																																																										




<b>00</b>	PIANO REGOLATORE DELL'ILLUMINAZIONE COMUNALE – PRIC – DEL COMUNE DI SCURELLE (TN)	<i>censimento</i>	
<b>SEZ</b>		Pag. 78 di 143	25_09_rel.doc

COD.	221	VIA <b>Piazzale scuole</b>																																					
		<b>CARATT.MECCANICHE</b>	<b>POSA</b>																																				
		<table border="1"> <tr><td><input type="checkbox"/></td><td>PALO</td><td><input type="checkbox"/></td><td>CLS</td></tr> <tr><td><input type="checkbox"/></td><td>CILINDRICO</td><td><input checked="" type="checkbox"/></td><td>FE</td></tr> <tr><td><input checked="" type="checkbox"/></td><td>RASTREMATO</td><td><input type="checkbox"/></td><td>PVC</td></tr> <tr><td><input type="checkbox"/></td><td>CONICO</td><td><input type="checkbox"/></td><td>LEGNO</td></tr> </table>	<input type="checkbox"/>	PALO	<input type="checkbox"/>	CLS	<input type="checkbox"/>	CILINDRICO	<input checked="" type="checkbox"/>	FE	<input checked="" type="checkbox"/>	RASTREMATO	<input type="checkbox"/>	PVC	<input type="checkbox"/>	CONICO	<input type="checkbox"/>	LEGNO	<table border="1"> <tr><td><input type="checkbox"/></td><td>POZZ.</td><td><input type="checkbox"/></td><td>SCATOLA</td></tr> <tr><td><input type="checkbox"/></td><td>CLS</td><td><input type="checkbox"/></td><td>PVC</td></tr> <tr><td><input type="checkbox"/></td><td>FE</td><td><input type="checkbox"/></td><td></td></tr> <tr><td><input type="checkbox"/></td><td>PVC</td><td><input type="checkbox"/></td><td>INCASSO</td></tr> <tr><td><input type="checkbox"/></td><td></td><td><input type="checkbox"/></td><td>ESTERNA</td></tr> </table>	<input type="checkbox"/>	POZZ.	<input type="checkbox"/>	SCATOLA	<input type="checkbox"/>	CLS	<input type="checkbox"/>	PVC	<input type="checkbox"/>	FE	<input type="checkbox"/>		<input type="checkbox"/>	PVC	<input type="checkbox"/>	INCASSO	<input type="checkbox"/>		<input type="checkbox"/>	ESTERNA
<input type="checkbox"/>	PALO	<input type="checkbox"/>	CLS																																				
<input type="checkbox"/>	CILINDRICO	<input checked="" type="checkbox"/>	FE																																				
<input checked="" type="checkbox"/>	RASTREMATO	<input type="checkbox"/>	PVC																																				
<input type="checkbox"/>	CONICO	<input type="checkbox"/>	LEGNO																																				
<input type="checkbox"/>	POZZ.	<input type="checkbox"/>	SCATOLA																																				
<input type="checkbox"/>	CLS	<input type="checkbox"/>	PVC																																				
<input type="checkbox"/>	FE	<input type="checkbox"/>																																					
<input type="checkbox"/>	PVC	<input type="checkbox"/>	INCASSO																																				
<input type="checkbox"/>		<input type="checkbox"/>	ESTERNA																																				
		<b>DIMENSIONI</b>																																					
		<table border="1"> <tr><td><input type="checkbox"/></td><td>H.</td><td>4 m</td></tr> <tr><td><input type="checkbox"/></td><td>L.</td><td></td></tr> <tr><td><input checked="" type="checkbox"/></td><td>AcZn</td><td></td></tr> <tr><td><input type="checkbox"/></td><td>VERN.</td><td></td></tr> </table>		<input type="checkbox"/>	H.	4 m	<input type="checkbox"/>	L.		<input checked="" type="checkbox"/>	AcZn		<input type="checkbox"/>	VERN.																									
<input type="checkbox"/>	H.	4 m																																					
<input type="checkbox"/>	L.																																						
<input checked="" type="checkbox"/>	AcZn																																						
<input type="checkbox"/>	VERN.																																						
<b>IDENTIFICAZIONE</b>		<b>CARATT.ELETTRICHE</b>																																					
<table border="1"> <tr><td colspan="2">COORD. GPS</td></tr> <tr><td>MARCA</td><td></td></tr> <tr><td>TIPO</td><td></td></tr> <tr><td>QUADRO</td><td></td></tr> </table>		COORD. GPS		MARCA		TIPO		QUADRO		<table border="1"> <tr><td><input type="checkbox"/></td><td>IP</td><td></td></tr> <tr><td><input type="checkbox"/></td><td>CLASSE</td><td>1</td></tr> <tr><td><input type="checkbox"/></td><td>CUT OFF</td><td><input checked="" type="checkbox"/></td></tr> <tr><td><input type="checkbox"/></td><td>SEMI CUT OFF</td><td></td></tr> <tr><td><input type="checkbox"/></td><td>LINEA</td><td></td></tr> <tr><td><input type="checkbox"/></td><td>SEZ.</td><td></td></tr> <tr><td><input checked="" type="checkbox"/></td><td>PE</td><td></td></tr> </table>		<input type="checkbox"/>	IP		<input type="checkbox"/>	CLASSE	1	<input type="checkbox"/>	CUT OFF	<input checked="" type="checkbox"/>	<input type="checkbox"/>	SEMI CUT OFF		<input type="checkbox"/>	LINEA		<input type="checkbox"/>	SEZ.		<input checked="" type="checkbox"/>	PE								
COORD. GPS																																							
MARCA																																							
TIPO																																							
QUADRO																																							
<input type="checkbox"/>	IP																																						
<input type="checkbox"/>	CLASSE	1																																					
<input type="checkbox"/>	CUT OFF	<input checked="" type="checkbox"/>																																					
<input type="checkbox"/>	SEMI CUT OFF																																						
<input type="checkbox"/>	LINEA																																						
<input type="checkbox"/>	SEZ.																																						
<input checked="" type="checkbox"/>	PE																																						
Note: testapalo		<b>POSIZIONE</b>																																					
		<table border="1"> <tr><td><input type="checkbox"/></td><td>SEDE STRADALE</td></tr> <tr><td><input type="checkbox"/></td><td>BANCHINA</td></tr> <tr><td><input type="checkbox"/></td><td>MARCIAPIEDE</td></tr> <tr><td><input checked="" type="checkbox"/></td><td>ALTRO</td></tr> </table>		<input type="checkbox"/>	SEDE STRADALE	<input type="checkbox"/>	BANCHINA	<input type="checkbox"/>	MARCIAPIEDE	<input checked="" type="checkbox"/>	ALTRO																												
<input type="checkbox"/>	SEDE STRADALE																																						
<input type="checkbox"/>	BANCHINA																																						
<input type="checkbox"/>	MARCIAPIEDE																																						
<input checked="" type="checkbox"/>	ALTRO																																						
		Note:																																					
		<b>CONDIZIONI</b>																																					
		<table border="1"> <tr><td colspan="3">SOSTEGNO</td></tr> <tr><td><input type="checkbox"/></td><td>-</td><td><input type="checkbox"/></td></tr> <tr><td><input type="checkbox"/></td><td></td><td><input checked="" type="checkbox"/></td></tr> </table>		SOSTEGNO			<input type="checkbox"/>	-	<input type="checkbox"/>	<input type="checkbox"/>		<input checked="" type="checkbox"/>																											
SOSTEGNO																																							
<input type="checkbox"/>	-	<input type="checkbox"/>																																					
<input type="checkbox"/>		<input checked="" type="checkbox"/>																																					
		<table border="1"> <tr><td colspan="3">DIFFUSORE</td></tr> <tr><td><input type="checkbox"/></td><td>-</td><td><input type="checkbox"/></td></tr> <tr><td><input type="checkbox"/></td><td></td><td><input checked="" type="checkbox"/></td></tr> </table>		DIFFUSORE			<input type="checkbox"/>	-	<input type="checkbox"/>	<input type="checkbox"/>		<input checked="" type="checkbox"/>																											
DIFFUSORE																																							
<input type="checkbox"/>	-	<input type="checkbox"/>																																					
<input type="checkbox"/>		<input checked="" type="checkbox"/>																																					
		<table border="1"> <tr><td colspan="3">GENERALE</td></tr> <tr><td><input type="checkbox"/></td><td>-</td><td><input type="checkbox"/></td></tr> <tr><td><input type="checkbox"/></td><td></td><td><input checked="" type="checkbox"/></td></tr> </table>		GENERALE			<input type="checkbox"/>	-	<input type="checkbox"/>	<input type="checkbox"/>		<input checked="" type="checkbox"/>																											
GENERALE																																							
<input type="checkbox"/>	-	<input type="checkbox"/>																																					
<input type="checkbox"/>		<input checked="" type="checkbox"/>																																					




COD.	222	VIA <b>Blandina Visintainer</b>																																					
		<b>CARATT.MECCANICHE</b>	<b>POSA</b>																																				
		<table border="1"> <tr><td><input type="checkbox"/></td><td>PALO INC.</td><td><input type="checkbox"/></td><td>CLS</td></tr> <tr><td><input type="checkbox"/></td><td>CILINDRICO</td><td><input checked="" type="checkbox"/></td><td>FE</td></tr> <tr><td><input type="checkbox"/></td><td>RASTREMATO</td><td><input type="checkbox"/></td><td>PVC</td></tr> <tr><td><input checked="" type="checkbox"/></td><td>CONICO</td><td><input type="checkbox"/></td><td>LEGNO</td></tr> </table>	<input type="checkbox"/>	PALO INC.	<input type="checkbox"/>	CLS	<input type="checkbox"/>	CILINDRICO	<input checked="" type="checkbox"/>	FE	<input type="checkbox"/>	RASTREMATO	<input type="checkbox"/>	PVC	<input checked="" type="checkbox"/>	CONICO	<input type="checkbox"/>	LEGNO	<table border="1"> <tr><td><input checked="" type="checkbox"/></td><td>POZZ.</td><td><input type="checkbox"/></td><td>SCATOLA</td></tr> <tr><td><input type="checkbox"/></td><td>CLS</td><td><input type="checkbox"/></td><td>PVC</td></tr> <tr><td><input checked="" type="checkbox"/></td><td>FE</td><td><input type="checkbox"/></td><td>FE</td></tr> <tr><td><input type="checkbox"/></td><td>PVC</td><td><input type="checkbox"/></td><td>INCASSO</td></tr> <tr><td><input type="checkbox"/></td><td></td><td><input type="checkbox"/></td><td>ESTERNA</td></tr> </table>	<input checked="" type="checkbox"/>	POZZ.	<input type="checkbox"/>	SCATOLA	<input type="checkbox"/>	CLS	<input type="checkbox"/>	PVC	<input checked="" type="checkbox"/>	FE	<input type="checkbox"/>	FE	<input type="checkbox"/>	PVC	<input type="checkbox"/>	INCASSO	<input type="checkbox"/>		<input type="checkbox"/>	ESTERNA
<input type="checkbox"/>	PALO INC.	<input type="checkbox"/>	CLS																																				
<input type="checkbox"/>	CILINDRICO	<input checked="" type="checkbox"/>	FE																																				
<input type="checkbox"/>	RASTREMATO	<input type="checkbox"/>	PVC																																				
<input checked="" type="checkbox"/>	CONICO	<input type="checkbox"/>	LEGNO																																				
<input checked="" type="checkbox"/>	POZZ.	<input type="checkbox"/>	SCATOLA																																				
<input type="checkbox"/>	CLS	<input type="checkbox"/>	PVC																																				
<input checked="" type="checkbox"/>	FE	<input type="checkbox"/>	FE																																				
<input type="checkbox"/>	PVC	<input type="checkbox"/>	INCASSO																																				
<input type="checkbox"/>		<input type="checkbox"/>	ESTERNA																																				
		<b>DIMENSIONI</b>																																					
		<table border="1"> <tr><td><input type="checkbox"/></td><td>H.</td><td>9 m</td></tr> <tr><td><input type="checkbox"/></td><td>L.</td><td></td></tr> <tr><td><input type="checkbox"/></td><td>AcZn</td><td></td></tr> <tr><td><input checked="" type="checkbox"/></td><td>VERN.</td><td></td></tr> </table>		<input type="checkbox"/>	H.	9 m	<input type="checkbox"/>	L.		<input type="checkbox"/>	AcZn		<input checked="" type="checkbox"/>	VERN.																									
<input type="checkbox"/>	H.	9 m																																					
<input type="checkbox"/>	L.																																						
<input type="checkbox"/>	AcZn																																						
<input checked="" type="checkbox"/>	VERN.																																						
<b>IDENTIFICAZIONE</b>		<b>CARATT.ELETTRICHE</b>																																					
<table border="1"> <tr><td colspan="2">COORD. GPS</td></tr> <tr><td>MARCA</td><td></td></tr> <tr><td>TIPO</td><td></td></tr> <tr><td>QUADRO</td><td></td></tr> </table>		COORD. GPS		MARCA		TIPO		QUADRO		<table border="1"> <tr><td><input type="checkbox"/></td><td>IP</td><td></td></tr> <tr><td><input type="checkbox"/></td><td>CLASSE</td><td>1</td></tr> <tr><td><input type="checkbox"/></td><td>CUT OFF</td><td></td></tr> <tr><td><input type="checkbox"/></td><td>SEMI CUT OFF</td><td><input checked="" type="checkbox"/></td></tr> <tr><td><input type="checkbox"/></td><td>LINEA</td><td></td></tr> <tr><td><input type="checkbox"/></td><td>SEZ.</td><td></td></tr> <tr><td><input checked="" type="checkbox"/></td><td>PE</td><td></td></tr> </table>		<input type="checkbox"/>	IP		<input type="checkbox"/>	CLASSE	1	<input type="checkbox"/>	CUT OFF		<input type="checkbox"/>	SEMI CUT OFF	<input checked="" type="checkbox"/>	<input type="checkbox"/>	LINEA		<input type="checkbox"/>	SEZ.		<input checked="" type="checkbox"/>	PE								
COORD. GPS																																							
MARCA																																							
TIPO																																							
QUADRO																																							
<input type="checkbox"/>	IP																																						
<input type="checkbox"/>	CLASSE	1																																					
<input type="checkbox"/>	CUT OFF																																						
<input type="checkbox"/>	SEMI CUT OFF	<input checked="" type="checkbox"/>																																					
<input type="checkbox"/>	LINEA																																						
<input type="checkbox"/>	SEZ.																																						
<input checked="" type="checkbox"/>	PE																																						
Note: testapalo		<b>POSIZIONE</b>																																					
		<table border="1"> <tr><td><input checked="" type="checkbox"/></td><td>SEDE STRADALE</td></tr> <tr><td><input type="checkbox"/></td><td>BANCHINA</td></tr> <tr><td><input type="checkbox"/></td><td>MARCIAPIEDE</td></tr> <tr><td><input type="checkbox"/></td><td>ALTRO</td></tr> </table>		<input checked="" type="checkbox"/>	SEDE STRADALE	<input type="checkbox"/>	BANCHINA	<input type="checkbox"/>	MARCIAPIEDE	<input type="checkbox"/>	ALTRO																												
<input checked="" type="checkbox"/>	SEDE STRADALE																																						
<input type="checkbox"/>	BANCHINA																																						
<input type="checkbox"/>	MARCIAPIEDE																																						
<input type="checkbox"/>	ALTRO																																						
		Note:																																					
		<b>CONDIZIONI</b>																																					
		<table border="1"> <tr><td colspan="3">SOSTEGNO</td></tr> <tr><td><input type="checkbox"/></td><td>-</td><td><input type="checkbox"/></td></tr> <tr><td><input type="checkbox"/></td><td></td><td><input checked="" type="checkbox"/></td></tr> </table>		SOSTEGNO			<input type="checkbox"/>	-	<input type="checkbox"/>	<input type="checkbox"/>		<input checked="" type="checkbox"/>																											
SOSTEGNO																																							
<input type="checkbox"/>	-	<input type="checkbox"/>																																					
<input type="checkbox"/>		<input checked="" type="checkbox"/>																																					
		<table border="1"> <tr><td colspan="3">DIFFUSORE</td></tr> <tr><td><input type="checkbox"/></td><td>-</td><td><input type="checkbox"/></td></tr> <tr><td><input type="checkbox"/></td><td></td><td><input checked="" type="checkbox"/></td></tr> </table>		DIFFUSORE			<input type="checkbox"/>	-	<input type="checkbox"/>	<input type="checkbox"/>		<input checked="" type="checkbox"/>																											
DIFFUSORE																																							
<input type="checkbox"/>	-	<input type="checkbox"/>																																					
<input type="checkbox"/>		<input checked="" type="checkbox"/>																																					
		<table border="1"> <tr><td colspan="3">GENERALE</td></tr> <tr><td><input type="checkbox"/></td><td>-</td><td><input type="checkbox"/></td></tr> <tr><td><input type="checkbox"/></td><td></td><td><input checked="" type="checkbox"/></td></tr> </table>		GENERALE			<input type="checkbox"/>	-	<input type="checkbox"/>	<input type="checkbox"/>		<input checked="" type="checkbox"/>																											
GENERALE																																							
<input type="checkbox"/>	-	<input type="checkbox"/>																																					
<input type="checkbox"/>		<input checked="" type="checkbox"/>																																					

COD.	223	VIA <b>Blandina Visintainer</b>																																					
		<b>CARATT.MECCANICHE</b>	<b>POSA</b>																																				
		<table border="1"> <tr><td><input type="checkbox"/></td><td>PALO INC.</td><td><input type="checkbox"/></td><td>CLS</td></tr> <tr><td><input type="checkbox"/></td><td>CILINDRICO</td><td><input checked="" type="checkbox"/></td><td>FE</td></tr> <tr><td><input type="checkbox"/></td><td>RASTREMATO</td><td><input type="checkbox"/></td><td>PVC</td></tr> <tr><td><input checked="" type="checkbox"/></td><td>CONICO</td><td><input type="checkbox"/></td><td>LEGNO</td></tr> </table>	<input type="checkbox"/>	PALO INC.	<input type="checkbox"/>	CLS	<input type="checkbox"/>	CILINDRICO	<input checked="" type="checkbox"/>	FE	<input type="checkbox"/>	RASTREMATO	<input type="checkbox"/>	PVC	<input checked="" type="checkbox"/>	CONICO	<input type="checkbox"/>	LEGNO	<table border="1"> <tr><td><input checked="" type="checkbox"/></td><td>POZZ.</td><td><input type="checkbox"/></td><td>SCATOLA</td></tr> <tr><td><input type="checkbox"/></td><td>CLS</td><td><input type="checkbox"/></td><td>PVC</td></tr> <tr><td><input checked="" type="checkbox"/></td><td>FE</td><td><input type="checkbox"/></td><td>FE</td></tr> <tr><td><input type="checkbox"/></td><td>PVC</td><td><input type="checkbox"/></td><td>INCASSO</td></tr> <tr><td><input type="checkbox"/></td><td></td><td><input type="checkbox"/></td><td>ESTERNA</td></tr> </table>	<input checked="" type="checkbox"/>	POZZ.	<input type="checkbox"/>	SCATOLA	<input type="checkbox"/>	CLS	<input type="checkbox"/>	PVC	<input checked="" type="checkbox"/>	FE	<input type="checkbox"/>	FE	<input type="checkbox"/>	PVC	<input type="checkbox"/>	INCASSO	<input type="checkbox"/>		<input type="checkbox"/>	ESTERNA
<input type="checkbox"/>	PALO INC.	<input type="checkbox"/>	CLS																																				
<input type="checkbox"/>	CILINDRICO	<input checked="" type="checkbox"/>	FE																																				
<input type="checkbox"/>	RASTREMATO	<input type="checkbox"/>	PVC																																				
<input checked="" type="checkbox"/>	CONICO	<input type="checkbox"/>	LEGNO																																				
<input checked="" type="checkbox"/>	POZZ.	<input type="checkbox"/>	SCATOLA																																				
<input type="checkbox"/>	CLS	<input type="checkbox"/>	PVC																																				
<input checked="" type="checkbox"/>	FE	<input type="checkbox"/>	FE																																				
<input type="checkbox"/>	PVC	<input type="checkbox"/>	INCASSO																																				
<input type="checkbox"/>		<input type="checkbox"/>	ESTERNA																																				
		<b>DIMENSIONI</b>																																					
		<table border="1"> <tr><td><input type="checkbox"/></td><td>H.</td><td>9 m</td></tr> <tr><td><input type="checkbox"/></td><td>L.</td><td></td></tr> <tr><td><input type="checkbox"/></td><td>AcZn</td><td></td></tr> <tr><td><input checked="" type="checkbox"/></td><td>VERN.</td><td></td></tr> </table>		<input type="checkbox"/>	H.	9 m	<input type="checkbox"/>	L.		<input type="checkbox"/>	AcZn		<input checked="" type="checkbox"/>	VERN.																									
<input type="checkbox"/>	H.	9 m																																					
<input type="checkbox"/>	L.																																						
<input type="checkbox"/>	AcZn																																						
<input checked="" type="checkbox"/>	VERN.																																						
<b>IDENTIFICAZIONE</b>		<b>CARATT.ELETTRICHE</b>																																					
<table border="1"> <tr><td colspan="2">COORD. GPS</td></tr> <tr><td>MARCA</td><td></td></tr> <tr><td>TIPO</td><td></td></tr> <tr><td>QUADRO</td><td></td></tr> </table>		COORD. GPS		MARCA		TIPO		QUADRO		<table border="1"> <tr><td><input type="checkbox"/></td><td>IP</td><td></td></tr> <tr><td><input type="checkbox"/></td><td>CLASSE</td><td>1</td></tr> <tr><td><input type="checkbox"/></td><td>CUT OFF</td><td></td></tr> <tr><td><input type="checkbox"/></td><td>SEMI CUT OFF</td><td><input checked="" type="checkbox"/></td></tr> <tr><td><input type="checkbox"/></td><td>LINEA</td><td></td></tr> <tr><td><input type="checkbox"/></td><td>SEZ.</td><td></td></tr> <tr><td><input checked="" type="checkbox"/></td><td>PE</td><td></td></tr> </table>		<input type="checkbox"/>	IP		<input type="checkbox"/>	CLASSE	1	<input type="checkbox"/>	CUT OFF		<input type="checkbox"/>	SEMI CUT OFF	<input checked="" type="checkbox"/>	<input type="checkbox"/>	LINEA		<input type="checkbox"/>	SEZ.		<input checked="" type="checkbox"/>	PE								
COORD. GPS																																							
MARCA																																							
TIPO																																							
QUADRO																																							
<input type="checkbox"/>	IP																																						
<input type="checkbox"/>	CLASSE	1																																					
<input type="checkbox"/>	CUT OFF																																						
<input type="checkbox"/>	SEMI CUT OFF	<input checked="" type="checkbox"/>																																					
<input type="checkbox"/>	LINEA																																						
<input type="checkbox"/>	SEZ.																																						
<input checked="" type="checkbox"/>	PE																																						
Note: testapalo		<b>POSIZIONE</b>																																					
		<table border="1"> <tr><td><input checked="" type="checkbox"/></td><td>SEDE STRADALE</td></tr> <tr><td><input type="checkbox"/></td><td>BANCHINA</td></tr> <tr><td><input type="checkbox"/></td><td>MARCIAPIEDE</td></tr> <tr><td><input type="checkbox"/></td><td>ALTRO</td></tr> </table>		<input checked="" type="checkbox"/>	SEDE STRADALE	<input type="checkbox"/>	BANCHINA	<input type="checkbox"/>	MARCIAPIEDE	<input type="checkbox"/>	ALTRO																												
<input checked="" type="checkbox"/>	SEDE STRADALE																																						
<input type="checkbox"/>	BANCHINA																																						
<input type="checkbox"/>	MARCIAPIEDE																																						
<input type="checkbox"/>	ALTRO																																						
		Note:																																					
		<b>CONDIZIONI</b>																																					
		<table border="1"> <tr><td colspan="3">SOSTEGNO</td></tr> <tr><td><input type="checkbox"/></td><td>-</td><td><input type="checkbox"/></td></tr> <tr><td><input type="checkbox"/></td><td></td><td><input checked="" type="checkbox"/></td></tr> </table>		SOSTEGNO			<input type="checkbox"/>	-	<input type="checkbox"/>	<input type="checkbox"/>		<input checked="" type="checkbox"/>																											
SOSTEGNO																																							
<input type="checkbox"/>	-	<input type="checkbox"/>																																					
<input type="checkbox"/>		<input checked="" type="checkbox"/>																																					
		<table border="1"> <tr><td colspan="3">DIFFUSORE</td></tr> <tr><td><input type="checkbox"/></td><td>-</td><td><input type="checkbox"/></td></tr> <tr><td><input type="checkbox"/></td><td></td><td><input checked="" type="checkbox"/></td></tr> </table>		DIFFUSORE			<input type="checkbox"/>	-	<input type="checkbox"/>	<input type="checkbox"/>		<input checked="" type="checkbox"/>																											
DIFFUSORE																																							
<input type="checkbox"/>	-	<input type="checkbox"/>																																					
<input type="checkbox"/>		<input checked="" type="checkbox"/>																																					
		<table border="1"> <tr><td colspan="3">GENERALE</td></tr> <tr><td><input type="checkbox"/></td><td>-</td><td><input type="checkbox"/></td></tr> <tr><td><input type="checkbox"/></td><td></td><td><input checked="" type="checkbox"/></td></tr> </table>		GENERALE			<input type="checkbox"/>	-	<input type="checkbox"/>	<input type="checkbox"/>		<input checked="" type="checkbox"/>																											
GENERALE																																							
<input type="checkbox"/>	-	<input type="checkbox"/>																																					
<input type="checkbox"/>		<input checked="" type="checkbox"/>																																					

<b>00</b>	PIANO REGOLATORE DELL'ILLUMINAZIONE COMUNALE – PRIC – DEL COMUNE DI SCURELLE (TN)	<i>censimento</i>	
<b>SEZ</b>		Pag. 79 di 143	25_09_rel.doc

COD.	224	VIA <b>Blandina Visintainer</b>																																																																			
	<table border="1"> <tr><td colspan="2"><b>CARATT.MECCANICHE</b></td></tr> <tr><td>PALO INC.</td><td>CLS</td></tr> <tr><td>CILINDRICO</td><td>x FE</td></tr> <tr><td>RASTREMATO</td><td>PVC</td></tr> <tr><td>x CONICO</td><td>LEGNO</td></tr> </table>	<b>CARATT.MECCANICHE</b>		PALO INC.	CLS	CILINDRICO	x FE	RASTREMATO	PVC	x CONICO	LEGNO	<table border="1"> <tr><td colspan="2"><b>POSA</b></td></tr> <tr><td>x POZZ.</td><td>SCATOLA</td></tr> <tr><td>CLS</td><td>PVC</td></tr> <tr><td>x FE</td><td>FE</td></tr> <tr><td>PVC</td><td>INCASSO</td></tr> <tr><td></td><td>ESTERNA</td></tr> </table>	<b>POSA</b>		x POZZ.	SCATOLA	CLS	PVC	x FE	FE	PVC	INCASSO		ESTERNA	<table border="1"> <tr><td colspan="3"><b>DIMENSIONI</b></td></tr> <tr><td>H.</td><td></td><td>9 m</td></tr> <tr><td>L.</td><td></td><td></td></tr> <tr><td>AcZn</td><td></td><td></td></tr> <tr><td>x VERN.</td><td></td><td></td></tr> </table>	<b>DIMENSIONI</b>			H.		9 m	L.			AcZn			x VERN.																															
<b>CARATT.MECCANICHE</b>																																																																					
PALO INC.	CLS																																																																				
CILINDRICO	x FE																																																																				
RASTREMATO	PVC																																																																				
x CONICO	LEGNO																																																																				
<b>POSA</b>																																																																					
x POZZ.	SCATOLA																																																																				
CLS	PVC																																																																				
x FE	FE																																																																				
PVC	INCASSO																																																																				
	ESTERNA																																																																				
<b>DIMENSIONI</b>																																																																					
H.		9 m																																																																			
L.																																																																					
AcZn																																																																					
x VERN.																																																																					
<table border="1"> <tr><td colspan="2"><b>IDENTIFICAZIONE</b></td></tr> <tr><td colspan="2">COORD. GPS</td></tr> <tr><td>MARCA</td><td></td></tr> <tr><td>TIPO</td><td></td></tr> <tr><td>QUADRO</td><td></td></tr> </table> <p>Note: doppio testapalo</p>	<b>IDENTIFICAZIONE</b>		COORD. GPS		MARCA		TIPO		QUADRO		<table border="1"> <tr><td colspan="2"><b>CARATT.ELETTRICHE</b></td></tr> <tr><td>IP</td><td></td></tr> <tr><td>CLASSE</td><td>1</td></tr> <tr><td>CUT OFF</td><td></td></tr> <tr><td>SEMI CUT OFF</td><td>x</td></tr> <tr><td>LINEA</td><td></td></tr> <tr><td>SEZ.</td><td></td></tr> <tr><td>x PE</td><td></td></tr> </table>	<b>CARATT.ELETTRICHE</b>		IP		CLASSE	1	CUT OFF		SEMI CUT OFF	x	LINEA		SEZ.		x PE		<table border="1"> <tr><td colspan="2"><b>POSIZIONE</b></td></tr> <tr><td>x SEDE STRADALE</td><td></td></tr> <tr><td>BANCHINA</td><td></td></tr> <tr><td>MARCIAPIEDE</td><td></td></tr> <tr><td>ALTRO</td><td></td></tr> </table> <p>Note:</p>	<b>POSIZIONE</b>		x SEDE STRADALE		BANCHINA		MARCIAPIEDE		ALTRO		<table border="1"> <tr><td colspan="3"><b>CONDIZIONI</b></td></tr> <tr><td colspan="3"><b>SOSTEGNO</b></td></tr> <tr><td>?</td><td>-</td><td>↻</td></tr> <tr><td></td><td></td><td>x</td></tr> <tr><td colspan="3"><b>DIFFUSORE</b></td></tr> <tr><td>?</td><td>-</td><td>↻</td></tr> <tr><td></td><td></td><td>x</td></tr> <tr><td colspan="3"><b>GENERALE</b></td></tr> <tr><td>?</td><td>-</td><td>↻</td></tr> <tr><td></td><td></td><td>x</td></tr> </table>	<b>CONDIZIONI</b>			<b>SOSTEGNO</b>			?	-	↻			x	<b>DIFFUSORE</b>			?	-	↻			x	<b>GENERALE</b>			?	-	↻			x
<b>IDENTIFICAZIONE</b>																																																																					
COORD. GPS																																																																					
MARCA																																																																					
TIPO																																																																					
QUADRO																																																																					
<b>CARATT.ELETTRICHE</b>																																																																					
IP																																																																					
CLASSE	1																																																																				
CUT OFF																																																																					
SEMI CUT OFF	x																																																																				
LINEA																																																																					
SEZ.																																																																					
x PE																																																																					
<b>POSIZIONE</b>																																																																					
x SEDE STRADALE																																																																					
BANCHINA																																																																					
MARCIAPIEDE																																																																					
ALTRO																																																																					
<b>CONDIZIONI</b>																																																																					
<b>SOSTEGNO</b>																																																																					
?	-	↻																																																																			
		x																																																																			
<b>DIFFUSORE</b>																																																																					
?	-	↻																																																																			
		x																																																																			
<b>GENERALE</b>																																																																					
?	-	↻																																																																			
		x																																																																			
COD.	225	VIA <b>Blandina Visintainer</b>																																																																			
	<table border="1"> <tr><td colspan="2"><b>CARATT.MECCANICHE</b></td></tr> <tr><td>PALO</td><td>CLS</td></tr> <tr><td>CILINDRICO</td><td>x FE</td></tr> <tr><td>RASTREMATO</td><td>PVC</td></tr> <tr><td>x CONICO</td><td>LEGNO</td></tr> </table>	<b>CARATT.MECCANICHE</b>		PALO	CLS	CILINDRICO	x FE	RASTREMATO	PVC	x CONICO	LEGNO	<table border="1"> <tr><td colspan="2"><b>POSA</b></td></tr> <tr><td>POZZ.</td><td>SCATOLA</td></tr> <tr><td>CLS</td><td>PVC</td></tr> <tr><td>FE</td><td>FE</td></tr> <tr><td>PVC</td><td>INCASSO</td></tr> <tr><td></td><td>ESTERNA</td></tr> </table>	<b>POSA</b>		POZZ.	SCATOLA	CLS	PVC	FE	FE	PVC	INCASSO		ESTERNA	<table border="1"> <tr><td colspan="3"><b>DIMENSIONI</b></td></tr> <tr><td>H.</td><td></td><td>9 m</td></tr> <tr><td>L.</td><td></td><td></td></tr> <tr><td>AcZn</td><td></td><td></td></tr> <tr><td>x VERN.</td><td></td><td></td></tr> </table>	<b>DIMENSIONI</b>			H.		9 m	L.			AcZn			x VERN.																															
<b>CARATT.MECCANICHE</b>																																																																					
PALO	CLS																																																																				
CILINDRICO	x FE																																																																				
RASTREMATO	PVC																																																																				
x CONICO	LEGNO																																																																				
<b>POSA</b>																																																																					
POZZ.	SCATOLA																																																																				
CLS	PVC																																																																				
FE	FE																																																																				
PVC	INCASSO																																																																				
	ESTERNA																																																																				
<b>DIMENSIONI</b>																																																																					
H.		9 m																																																																			
L.																																																																					
AcZn																																																																					
x VERN.																																																																					
<table border="1"> <tr><td colspan="2"><b>IDENTIFICAZIONE</b></td></tr> <tr><td colspan="2">COORD. GPS</td></tr> <tr><td>MARCA</td><td></td></tr> <tr><td>TIPO</td><td></td></tr> <tr><td>QUADRO</td><td></td></tr> </table> <p>Note: testapalo</p>	<b>IDENTIFICAZIONE</b>		COORD. GPS		MARCA		TIPO		QUADRO		<table border="1"> <tr><td colspan="2"><b>CARATT.ELETTRICHE</b></td></tr> <tr><td>IP</td><td></td></tr> <tr><td>CLASSE</td><td>1</td></tr> <tr><td>CUT OFF</td><td></td></tr> <tr><td>SEMI CUT OFF</td><td>x</td></tr> <tr><td>LINEA</td><td></td></tr> <tr><td>SEZ.</td><td></td></tr> <tr><td>x PE</td><td></td></tr> </table>	<b>CARATT.ELETTRICHE</b>		IP		CLASSE	1	CUT OFF		SEMI CUT OFF	x	LINEA		SEZ.		x PE		<table border="1"> <tr><td colspan="2"><b>POSIZIONE</b></td></tr> <tr><td>x SEDE STRADALE</td><td></td></tr> <tr><td>BANCHINA</td><td></td></tr> <tr><td>MARCIAPIEDE</td><td></td></tr> <tr><td>ALTRO</td><td></td></tr> </table> <p>Note:</p>	<b>POSIZIONE</b>		x SEDE STRADALE		BANCHINA		MARCIAPIEDE		ALTRO		<table border="1"> <tr><td colspan="3"><b>CONDIZIONI</b></td></tr> <tr><td colspan="3"><b>SOSTEGNO</b></td></tr> <tr><td>?</td><td>-</td><td>↻</td></tr> <tr><td></td><td></td><td>x</td></tr> <tr><td colspan="3"><b>DIFFUSORE</b></td></tr> <tr><td>?</td><td>-</td><td>↻</td></tr> <tr><td></td><td></td><td>x</td></tr> <tr><td colspan="3"><b>GENERALE</b></td></tr> <tr><td>?</td><td>-</td><td>↻</td></tr> <tr><td></td><td></td><td>x</td></tr> </table>	<b>CONDIZIONI</b>			<b>SOSTEGNO</b>			?	-	↻			x	<b>DIFFUSORE</b>			?	-	↻			x	<b>GENERALE</b>			?	-	↻			x
<b>IDENTIFICAZIONE</b>																																																																					
COORD. GPS																																																																					
MARCA																																																																					
TIPO																																																																					
QUADRO																																																																					
<b>CARATT.ELETTRICHE</b>																																																																					
IP																																																																					
CLASSE	1																																																																				
CUT OFF																																																																					
SEMI CUT OFF	x																																																																				
LINEA																																																																					
SEZ.																																																																					
x PE																																																																					
<b>POSIZIONE</b>																																																																					
x SEDE STRADALE																																																																					
BANCHINA																																																																					
MARCIAPIEDE																																																																					
ALTRO																																																																					
<b>CONDIZIONI</b>																																																																					
<b>SOSTEGNO</b>																																																																					
?	-	↻																																																																			
		x																																																																			
<b>DIFFUSORE</b>																																																																					
?	-	↻																																																																			
		x																																																																			
<b>GENERALE</b>																																																																					
?	-	↻																																																																			
		x																																																																			
COD.	226	VIA <b>Blandina Visintainer</b>																																																																			
	<table border="1"> <tr><td colspan="2"><b>CARATT.MECCANICHE</b></td></tr> <tr><td>PALO INC.</td><td>CLS</td></tr> <tr><td>CILINDRICO</td><td>x FE</td></tr> <tr><td>RASTREMATO</td><td>PVC</td></tr> <tr><td>x CONICO</td><td>LEGNO</td></tr> </table>	<b>CARATT.MECCANICHE</b>		PALO INC.	CLS	CILINDRICO	x FE	RASTREMATO	PVC	x CONICO	LEGNO	<table border="1"> <tr><td colspan="2"><b>POSA</b></td></tr> <tr><td>x POZZ.</td><td>SCATOLA</td></tr> <tr><td>CLS</td><td>PVC</td></tr> <tr><td>x FE</td><td>FE</td></tr> <tr><td>PVC</td><td>INCASSO</td></tr> <tr><td></td><td>ESTERNA</td></tr> </table>	<b>POSA</b>		x POZZ.	SCATOLA	CLS	PVC	x FE	FE	PVC	INCASSO		ESTERNA	<table border="1"> <tr><td colspan="3"><b>DIMENSIONI</b></td></tr> <tr><td>H.</td><td></td><td>9 m</td></tr> <tr><td>L.</td><td></td><td></td></tr> <tr><td>AcZn</td><td></td><td></td></tr> <tr><td>x VERN.</td><td></td><td></td></tr> </table>	<b>DIMENSIONI</b>			H.		9 m	L.			AcZn			x VERN.																															
<b>CARATT.MECCANICHE</b>																																																																					
PALO INC.	CLS																																																																				
CILINDRICO	x FE																																																																				
RASTREMATO	PVC																																																																				
x CONICO	LEGNO																																																																				
<b>POSA</b>																																																																					
x POZZ.	SCATOLA																																																																				
CLS	PVC																																																																				
x FE	FE																																																																				
PVC	INCASSO																																																																				
	ESTERNA																																																																				
<b>DIMENSIONI</b>																																																																					
H.		9 m																																																																			
L.																																																																					
AcZn																																																																					
x VERN.																																																																					
<table border="1"> <tr><td colspan="2"><b>IDENTIFICAZIONE</b></td></tr> <tr><td colspan="2">COORD. GPS</td></tr> <tr><td>MARCA</td><td></td></tr> <tr><td>TIPO</td><td></td></tr> <tr><td>QUADRO</td><td></td></tr> </table> <p>Note: doppio testapalo</p>	<b>IDENTIFICAZIONE</b>		COORD. GPS		MARCA		TIPO		QUADRO		<table border="1"> <tr><td colspan="2"><b>CARATT.ELETTRICHE</b></td></tr> <tr><td>IP</td><td></td></tr> <tr><td>CLASSE</td><td>1</td></tr> <tr><td>CUT OFF</td><td></td></tr> <tr><td>SEMI CUT OFF</td><td>x</td></tr> <tr><td>LINEA</td><td></td></tr> <tr><td>SEZ.</td><td></td></tr> <tr><td>x PE</td><td></td></tr> </table>	<b>CARATT.ELETTRICHE</b>		IP		CLASSE	1	CUT OFF		SEMI CUT OFF	x	LINEA		SEZ.		x PE		<table border="1"> <tr><td colspan="2"><b>POSIZIONE</b></td></tr> <tr><td>x SEDE STRADALE</td><td></td></tr> <tr><td>BANCHINA</td><td></td></tr> <tr><td>MARCIAPIEDE</td><td></td></tr> <tr><td>ALTRO</td><td></td></tr> </table> <p>Note:</p>	<b>POSIZIONE</b>		x SEDE STRADALE		BANCHINA		MARCIAPIEDE		ALTRO		<table border="1"> <tr><td colspan="3"><b>CONDIZIONI</b></td></tr> <tr><td colspan="3"><b>SOSTEGNO</b></td></tr> <tr><td>?</td><td>-</td><td>↻</td></tr> <tr><td></td><td></td><td>x</td></tr> <tr><td colspan="3"><b>DIFFUSORE</b></td></tr> <tr><td>?</td><td>-</td><td>↻</td></tr> <tr><td></td><td></td><td>x</td></tr> <tr><td colspan="3"><b>GENERALE</b></td></tr> <tr><td>?</td><td>-</td><td>↻</td></tr> <tr><td></td><td></td><td>x</td></tr> </table>	<b>CONDIZIONI</b>			<b>SOSTEGNO</b>			?	-	↻			x	<b>DIFFUSORE</b>			?	-	↻			x	<b>GENERALE</b>			?	-	↻			x
<b>IDENTIFICAZIONE</b>																																																																					
COORD. GPS																																																																					
MARCA																																																																					
TIPO																																																																					
QUADRO																																																																					
<b>CARATT.ELETTRICHE</b>																																																																					
IP																																																																					
CLASSE	1																																																																				
CUT OFF																																																																					
SEMI CUT OFF	x																																																																				
LINEA																																																																					
SEZ.																																																																					
x PE																																																																					
<b>POSIZIONE</b>																																																																					
x SEDE STRADALE																																																																					
BANCHINA																																																																					
MARCIAPIEDE																																																																					
ALTRO																																																																					
<b>CONDIZIONI</b>																																																																					
<b>SOSTEGNO</b>																																																																					
?	-	↻																																																																			
		x																																																																			
<b>DIFFUSORE</b>																																																																					
?	-	↻																																																																			
		x																																																																			
<b>GENERALE</b>																																																																					
?	-	↻																																																																			
		x																																																																			

<b>00</b>	PIANO REGOLATORE DELL' ILLUMINAZIONE COMUNALE – PRIC – DEL COMUNE DI SCURELLE (TN)	<i>censimento</i>	
<b>SEZ</b>		Pag. 80 di 143	25_09_rel.doc




COD.	227	VIA <b>Blandina Visintainer</b>		
	<b>CARATT.MECCANICHE</b>		<b>POSA</b>	
	<input type="checkbox"/> PALO INC.	<input type="checkbox"/> CLS	<input checked="" type="checkbox"/> POZZ.	<input type="checkbox"/> SCATOLA
	<input type="checkbox"/> CILINDRICO	<input checked="" type="checkbox"/> FE	<input type="checkbox"/> CLS	<input type="checkbox"/> PVC
	<input type="checkbox"/> RASTREMATO	<input type="checkbox"/> PVC	<input checked="" type="checkbox"/> FE	<input type="checkbox"/> FE
	<input checked="" type="checkbox"/> CONICO	<input type="checkbox"/> LEGNO	<input type="checkbox"/> PVC	<input type="checkbox"/> INCASSO
				<input type="checkbox"/> ESTERNA
<b>IDENTIFICAZIONE</b>		<b>CARATT.ELETTRICHE</b>		
COORD. GPS		<input type="checkbox"/> IP		
MARCA		<input type="checkbox"/> CLASSE		<input type="checkbox"/> 1
TIPO		<input type="checkbox"/> CUT OFF		
QUADRO		<input type="checkbox"/> SEMI CUT OFF		<input checked="" type="checkbox"/>
Note: doppio testapalo		<input type="checkbox"/> LINEA		
		<input type="checkbox"/> SEZ.		
		<input checked="" type="checkbox"/> PE		
		<b>POSIZIONE</b>		
		<input checked="" type="checkbox"/> SEDE STRADALE		
		<input type="checkbox"/> BANCHINA		
		<input type="checkbox"/> MARCIAPIEDE		
		<input type="checkbox"/> ALTRO		
		Note:		
		<b>CONDIZIONI</b>		
		<b>SOSTEGNO</b>		
		<input type="checkbox"/>	<input type="checkbox"/>	<input type="checkbox"/>
		<input type="checkbox"/>	<input checked="" type="checkbox"/>	<input type="checkbox"/>
		<b>DIFFUSORE</b>		
		<input type="checkbox"/>	<input type="checkbox"/>	<input type="checkbox"/>
		<input type="checkbox"/>	<input checked="" type="checkbox"/>	<input type="checkbox"/>
		<b>GENERALE</b>		
		<input type="checkbox"/>	<input type="checkbox"/>	<input type="checkbox"/>
		<input type="checkbox"/>	<input checked="" type="checkbox"/>	<input type="checkbox"/>
COD.	228	VIA <b>Blandina Visintainer</b>		
	<b>CARATT.MECCANICHE</b>		<b>POSA</b>	
	<input type="checkbox"/> PALO INC.	<input type="checkbox"/> CLS	<input checked="" type="checkbox"/> POZZ.	<input type="checkbox"/> SCATOLA
	<input type="checkbox"/> CILINDRICO	<input checked="" type="checkbox"/> FE	<input type="checkbox"/> CLS	<input type="checkbox"/> PVC
	<input type="checkbox"/> RASTREMATO	<input type="checkbox"/> PVC	<input checked="" type="checkbox"/> FE	<input type="checkbox"/> FE
	<input checked="" type="checkbox"/> CONICO	<input type="checkbox"/> LEGNO	<input type="checkbox"/> PVC	<input type="checkbox"/> INCASSO
				<input type="checkbox"/> ESTERNA
<b>IDENTIFICAZIONE</b>		<b>CARATT.ELETTRICHE</b>		
COORD. GPS		<input type="checkbox"/> IP		
MARCA		<input type="checkbox"/> CLASSE		<input type="checkbox"/> 1
TIPO		<input type="checkbox"/> CUT OFF		
QUADRO		<input type="checkbox"/> SEMI CUT OFF		<input checked="" type="checkbox"/>
Note: testapalo		<input type="checkbox"/> LINEA		
		<input type="checkbox"/> SEZ.		
		<input checked="" type="checkbox"/> PE		
		<b>POSIZIONE</b>		
		<input checked="" type="checkbox"/> SEDE STRADALE		
		<input type="checkbox"/> BANCHINA		
		<input type="checkbox"/> MARCIAPIEDE		
		<input type="checkbox"/> ALTRO		
		Note:		
		<b>CONDIZIONI</b>		
		<b>SOSTEGNO</b>		
		<input type="checkbox"/>	<input type="checkbox"/>	<input type="checkbox"/>
		<input type="checkbox"/>	<input checked="" type="checkbox"/>	<input type="checkbox"/>
		<b>DIFFUSORE</b>		
		<input type="checkbox"/>	<input type="checkbox"/>	<input type="checkbox"/>
		<input type="checkbox"/>	<input checked="" type="checkbox"/>	<input type="checkbox"/>
		<b>GENERALE</b>		
		<input type="checkbox"/>	<input type="checkbox"/>	<input type="checkbox"/>
		<input type="checkbox"/>	<input checked="" type="checkbox"/>	<input type="checkbox"/>
COD.	229	VIA <b>Blandina Visintainer</b>		
	<b>CARATT.MECCANICHE</b>		<b>POSA</b>	
	<input type="checkbox"/> PALO INC.	<input type="checkbox"/> CLS	<input checked="" type="checkbox"/> POZZ.	<input type="checkbox"/> SCATOLA
	<input type="checkbox"/> CILINDRICO	<input checked="" type="checkbox"/> FE	<input type="checkbox"/> CLS	<input type="checkbox"/> PVC
	<input type="checkbox"/> RASTREMATO	<input type="checkbox"/> PVC	<input checked="" type="checkbox"/> FE	<input type="checkbox"/> FE
	<input checked="" type="checkbox"/> CONICO	<input type="checkbox"/> LEGNO	<input type="checkbox"/> PVC	<input type="checkbox"/> INCASSO
				<input type="checkbox"/> ESTERNA
<b>IDENTIFICAZIONE</b>		<b>CARATT.ELETTRICHE</b>		
COORD. GPS		<input type="checkbox"/> IP		
MARCA		<input type="checkbox"/> CLASSE		<input type="checkbox"/> 1
TIPO		<input type="checkbox"/> CUT OFF		
QUADRO		<input type="checkbox"/> SEMI CUT OFF		<input checked="" type="checkbox"/>
Note: testapalo		<input type="checkbox"/> LINEA		
		<input type="checkbox"/> SEZ.		
		<input checked="" type="checkbox"/> PE		
		<b>POSIZIONE</b>		
		<input checked="" type="checkbox"/> SEDE STRADALE		
		<input type="checkbox"/> BANCHINA		
		<input type="checkbox"/> MARCIAPIEDE		
		<input type="checkbox"/> ALTRO		
		Note:		
		<b>CONDIZIONI</b>		
		<b>SOSTEGNO</b>		
		<input type="checkbox"/>	<input type="checkbox"/>	<input type="checkbox"/>
		<input type="checkbox"/>	<input checked="" type="checkbox"/>	<input type="checkbox"/>
		<b>DIFFUSORE</b>		
		<input type="checkbox"/>	<input type="checkbox"/>	<input type="checkbox"/>
		<input type="checkbox"/>	<input checked="" type="checkbox"/>	<input type="checkbox"/>
		<b>GENERALE</b>		
		<input type="checkbox"/>	<input type="checkbox"/>	<input type="checkbox"/>
		<input type="checkbox"/>	<input checked="" type="checkbox"/>	<input type="checkbox"/>






<b>00</b>	PIANO REGOLATORE DELL' ILLUMINAZIONE COMUNALE – PRIC – DEL COMUNE DI SCURELLE (TN)	<i>censimento</i>	
<b>SEZ</b>		Pag. 81 di 143	25_09_rel.doc

COD.	230	VIA <b>Blandina Visintainer</b>																																																																	
	<b>CARATT.MECCANICHE</b>	<b>POSA</b>	<b>DIMENSIONI</b>																																																																
	<table border="1"> <tr><td><input type="checkbox"/></td><td>PALO INC.</td><td></td><td>CLS</td></tr> <tr><td><input type="checkbox"/></td><td>CILINDRICO</td><td>x</td><td>FE</td></tr> <tr><td><input type="checkbox"/></td><td>RASTREMATO</td><td></td><td>PVC</td></tr> <tr><td>x</td><td>CONICO</td><td></td><td>LEGNO</td></tr> </table>	<input type="checkbox"/>	PALO INC.		CLS	<input type="checkbox"/>	CILINDRICO	x	FE	<input type="checkbox"/>	RASTREMATO		PVC	x	CONICO		LEGNO	<table border="1"> <tr><td>x</td><td>POZZ.</td><td>SCATOLA</td></tr> <tr><td></td><td>CLS</td><td>PVC</td></tr> <tr><td>x</td><td>FE</td><td>FE</td></tr> <tr><td></td><td>PVC</td><td>INCASSO</td></tr> <tr><td></td><td></td><td>ESTERNA</td></tr> </table>	x	POZZ.	SCATOLA		CLS	PVC	x	FE	FE		PVC	INCASSO			ESTERNA	<table border="1"> <tr><td></td><td>H.</td><td>9 m</td></tr> <tr><td></td><td>L.</td><td></td></tr> <tr><td></td><td>AcZn</td><td></td></tr> <tr><td>x</td><td>VERN.</td><td></td></tr> </table>		H.	9 m		L.			AcZn		x	VERN.																						
<input type="checkbox"/>	PALO INC.		CLS																																																																
<input type="checkbox"/>	CILINDRICO	x	FE																																																																
<input type="checkbox"/>	RASTREMATO		PVC																																																																
x	CONICO		LEGNO																																																																
x	POZZ.	SCATOLA																																																																	
	CLS	PVC																																																																	
x	FE	FE																																																																	
	PVC	INCASSO																																																																	
		ESTERNA																																																																	
	H.	9 m																																																																	
	L.																																																																		
	AcZn																																																																		
x	VERN.																																																																		
<b>IDENTIFICAZIONE</b>	<b>CARATT.ELETTRICHE</b>	<b>POSIZIONE</b>	<b>CONDIZIONI</b>																																																																
<table border="1"> <tr><td colspan="2">COORD. GPS</td></tr> <tr><td>MARCA</td><td></td></tr> <tr><td>TIPO</td><td></td></tr> <tr><td>QUADRO</td><td></td></tr> </table> <p>Note: testapalo</p>	COORD. GPS		MARCA		TIPO		QUADRO		<table border="1"> <tr><td><input type="checkbox"/></td><td>IP</td><td></td></tr> <tr><td></td><td>CLASSE</td><td>1</td></tr> <tr><td></td><td>CUT OFF</td><td></td></tr> <tr><td></td><td>SEMI CUT OFF</td><td>x</td></tr> <tr><td></td><td>LINEA</td><td></td></tr> <tr><td></td><td>SEZ.</td><td></td></tr> <tr><td>x</td><td>PE</td><td></td></tr> </table>	<input type="checkbox"/>	IP			CLASSE	1		CUT OFF			SEMI CUT OFF	x		LINEA			SEZ.		x	PE		<table border="1"> <tr><td>x</td><td>SEDE STRADALE</td></tr> <tr><td></td><td>BANCHINA</td></tr> <tr><td></td><td>MARCIAPIEDE</td></tr> <tr><td></td><td>ALTRO</td></tr> </table> <p>Note:</p>	x	SEDE STRADALE		BANCHINA		MARCIAPIEDE		ALTRO	<table border="1"> <tr><td colspan="3">SOSTEGNO</td></tr> <tr><td>?</td><td>-</td><td>↺</td></tr> <tr><td></td><td></td><td>x</td></tr> <tr><td colspan="3">DIFFUSORE</td></tr> <tr><td>?</td><td>-</td><td>↺</td></tr> <tr><td></td><td></td><td>x</td></tr> <tr><td colspan="3">GENERALE</td></tr> <tr><td>?</td><td>-</td><td>↺</td></tr> <tr><td></td><td></td><td>x</td></tr> </table>	SOSTEGNO			?	-	↺			x	DIFFUSORE			?	-	↺			x	GENERALE			?	-	↺			x
COORD. GPS																																																																			
MARCA																																																																			
TIPO																																																																			
QUADRO																																																																			
<input type="checkbox"/>	IP																																																																		
	CLASSE	1																																																																	
	CUT OFF																																																																		
	SEMI CUT OFF	x																																																																	
	LINEA																																																																		
	SEZ.																																																																		
x	PE																																																																		
x	SEDE STRADALE																																																																		
	BANCHINA																																																																		
	MARCIAPIEDE																																																																		
	ALTRO																																																																		
SOSTEGNO																																																																			
?	-	↺																																																																	
		x																																																																	
DIFFUSORE																																																																			
?	-	↺																																																																	
		x																																																																	
GENERALE																																																																			
?	-	↺																																																																	
		x																																																																	
COD.	231	VIA <b>Blandina Visintainer</b>																																																																	
	<b>CARATT.MECCANICHE</b>	<b>POSA</b>	<b>DIMENSIONI</b>																																																																
	<table border="1"> <tr><td><input type="checkbox"/></td><td>PALO INC.</td><td></td><td>CLS</td></tr> <tr><td><input type="checkbox"/></td><td>CILINDRICO</td><td>x</td><td>FE</td></tr> <tr><td><input type="checkbox"/></td><td>RASTREMATO</td><td></td><td>PVC</td></tr> <tr><td>x</td><td>CONICO</td><td></td><td>LEGNO</td></tr> </table>	<input type="checkbox"/>	PALO INC.		CLS	<input type="checkbox"/>	CILINDRICO	x	FE	<input type="checkbox"/>	RASTREMATO		PVC	x	CONICO		LEGNO	<table border="1"> <tr><td>x</td><td>POZZ.</td><td>SCATOLA</td></tr> <tr><td></td><td>CLS</td><td>PVC</td></tr> <tr><td>x</td><td>FE</td><td>FE</td></tr> <tr><td></td><td>PVC</td><td>INCASSO</td></tr> <tr><td></td><td></td><td>ESTERNA</td></tr> </table>	x	POZZ.	SCATOLA		CLS	PVC	x	FE	FE		PVC	INCASSO			ESTERNA	<table border="1"> <tr><td></td><td>H.</td><td>9 m</td></tr> <tr><td></td><td>L.</td><td></td></tr> <tr><td></td><td>AcZn</td><td></td></tr> <tr><td>x</td><td>VERN.</td><td></td></tr> </table>		H.	9 m		L.			AcZn		x	VERN.																						
<input type="checkbox"/>	PALO INC.		CLS																																																																
<input type="checkbox"/>	CILINDRICO	x	FE																																																																
<input type="checkbox"/>	RASTREMATO		PVC																																																																
x	CONICO		LEGNO																																																																
x	POZZ.	SCATOLA																																																																	
	CLS	PVC																																																																	
x	FE	FE																																																																	
	PVC	INCASSO																																																																	
		ESTERNA																																																																	
	H.	9 m																																																																	
	L.																																																																		
	AcZn																																																																		
x	VERN.																																																																		
<b>IDENTIFICAZIONE</b>	<b>CARATT.ELETTRICHE</b>	<b>POSIZIONE</b>	<b>CONDIZIONI</b>																																																																
<table border="1"> <tr><td colspan="2">COORD. GPS</td></tr> <tr><td>MARCA</td><td></td></tr> <tr><td>TIPO</td><td></td></tr> <tr><td>QUADRO</td><td></td></tr> </table> <p>Note: testapalo</p>	COORD. GPS		MARCA		TIPO		QUADRO		<table border="1"> <tr><td><input type="checkbox"/></td><td>IP</td><td></td></tr> <tr><td></td><td>CLASSE</td><td>1</td></tr> <tr><td></td><td>CUT OFF</td><td></td></tr> <tr><td></td><td>SEMI CUT OFF</td><td>x</td></tr> <tr><td></td><td>LINEA</td><td></td></tr> <tr><td></td><td>SEZ.</td><td></td></tr> <tr><td>x</td><td>PE</td><td></td></tr> </table>	<input type="checkbox"/>	IP			CLASSE	1		CUT OFF			SEMI CUT OFF	x		LINEA			SEZ.		x	PE		<table border="1"> <tr><td>x</td><td>SEDE STRADALE</td></tr> <tr><td></td><td>BANCHINA</td></tr> <tr><td></td><td>MARCIAPIEDE</td></tr> <tr><td></td><td>ALTRO</td></tr> </table> <p>Note:</p>	x	SEDE STRADALE		BANCHINA		MARCIAPIEDE		ALTRO	<table border="1"> <tr><td colspan="3">SOSTEGNO</td></tr> <tr><td>?</td><td>-</td><td>↺</td></tr> <tr><td></td><td></td><td>x</td></tr> <tr><td colspan="3">DIFFUSORE</td></tr> <tr><td>?</td><td>-</td><td>↺</td></tr> <tr><td></td><td></td><td>x</td></tr> <tr><td colspan="3">GENERALE</td></tr> <tr><td>?</td><td>-</td><td>↺</td></tr> <tr><td></td><td></td><td>x</td></tr> </table>	SOSTEGNO			?	-	↺			x	DIFFUSORE			?	-	↺			x	GENERALE			?	-	↺			x
COORD. GPS																																																																			
MARCA																																																																			
TIPO																																																																			
QUADRO																																																																			
<input type="checkbox"/>	IP																																																																		
	CLASSE	1																																																																	
	CUT OFF																																																																		
	SEMI CUT OFF	x																																																																	
	LINEA																																																																		
	SEZ.																																																																		
x	PE																																																																		
x	SEDE STRADALE																																																																		
	BANCHINA																																																																		
	MARCIAPIEDE																																																																		
	ALTRO																																																																		
SOSTEGNO																																																																			
?	-	↺																																																																	
		x																																																																	
DIFFUSORE																																																																			
?	-	↺																																																																	
		x																																																																	
GENERALE																																																																			
?	-	↺																																																																	
		x																																																																	
COD.	232	VIA <b>Blandina Visintainer</b>																																																																	
	<b>CARATT.MECCANICHE</b>	<b>POSA</b>	<b>DIMENSIONI</b>																																																																
	<table border="1"> <tr><td><input type="checkbox"/></td><td>PALO</td><td></td><td>CLS</td></tr> <tr><td><input type="checkbox"/></td><td>CILINDRICO</td><td>x</td><td>FE</td></tr> <tr><td><input type="checkbox"/></td><td>RASTREMATO</td><td></td><td>PVC</td></tr> <tr><td>x</td><td>CONICO</td><td></td><td>LEGNO</td></tr> </table>	<input type="checkbox"/>	PALO		CLS	<input type="checkbox"/>	CILINDRICO	x	FE	<input type="checkbox"/>	RASTREMATO		PVC	x	CONICO		LEGNO	<table border="1"> <tr><td>x</td><td>POZZ.</td><td>SCATOLA</td></tr> <tr><td></td><td>CLS</td><td>PVC</td></tr> <tr><td>x</td><td>FE</td><td>FE</td></tr> <tr><td></td><td>PVC</td><td>INCASSO</td></tr> <tr><td></td><td></td><td>ESTERNA</td></tr> </table>	x	POZZ.	SCATOLA		CLS	PVC	x	FE	FE		PVC	INCASSO			ESTERNA	<table border="1"> <tr><td></td><td>H.</td><td>9 m</td></tr> <tr><td></td><td>L.</td><td></td></tr> <tr><td></td><td>AcZn</td><td></td></tr> <tr><td>x</td><td>VERN.</td><td></td></tr> </table>		H.	9 m		L.			AcZn		x	VERN.																						
<input type="checkbox"/>	PALO		CLS																																																																
<input type="checkbox"/>	CILINDRICO	x	FE																																																																
<input type="checkbox"/>	RASTREMATO		PVC																																																																
x	CONICO		LEGNO																																																																
x	POZZ.	SCATOLA																																																																	
	CLS	PVC																																																																	
x	FE	FE																																																																	
	PVC	INCASSO																																																																	
		ESTERNA																																																																	
	H.	9 m																																																																	
	L.																																																																		
	AcZn																																																																		
x	VERN.																																																																		
<b>IDENTIFICAZIONE</b>	<b>CARATT.ELETTRICHE</b>	<b>POSIZIONE</b>	<b>CONDIZIONI</b>																																																																
<table border="1"> <tr><td colspan="2">COORD. GPS</td></tr> <tr><td>MARCA</td><td></td></tr> <tr><td>TIPO</td><td></td></tr> <tr><td>QUADRO</td><td></td></tr> </table> <p>Note: testapalo</p>	COORD. GPS		MARCA		TIPO		QUADRO		<table border="1"> <tr><td><input type="checkbox"/></td><td>IP</td><td></td></tr> <tr><td></td><td>CLASSE</td><td>1</td></tr> <tr><td></td><td>CUT OFF</td><td></td></tr> <tr><td></td><td>SEMI CUT OFF</td><td>x</td></tr> <tr><td></td><td>LINEA</td><td></td></tr> <tr><td></td><td>SEZ.</td><td></td></tr> <tr><td>x</td><td>PE</td><td></td></tr> </table>	<input type="checkbox"/>	IP			CLASSE	1		CUT OFF			SEMI CUT OFF	x		LINEA			SEZ.		x	PE		<table border="1"> <tr><td>x</td><td>SEDE STRADALE</td></tr> <tr><td></td><td>BANCHINA</td></tr> <tr><td></td><td>MARCIAPIEDE</td></tr> <tr><td></td><td>ALTRO</td></tr> </table> <p>Note:</p>	x	SEDE STRADALE		BANCHINA		MARCIAPIEDE		ALTRO	<table border="1"> <tr><td colspan="3">SOSTEGNO</td></tr> <tr><td>?</td><td>-</td><td>↺</td></tr> <tr><td></td><td></td><td>x</td></tr> <tr><td colspan="3">DIFFUSORE</td></tr> <tr><td>?</td><td>-</td><td>↺</td></tr> <tr><td></td><td></td><td>x</td></tr> <tr><td colspan="3">GENERALE</td></tr> <tr><td>?</td><td>-</td><td>↺</td></tr> <tr><td></td><td></td><td>x</td></tr> </table>	SOSTEGNO			?	-	↺			x	DIFFUSORE			?	-	↺			x	GENERALE			?	-	↺			x
COORD. GPS																																																																			
MARCA																																																																			
TIPO																																																																			
QUADRO																																																																			
<input type="checkbox"/>	IP																																																																		
	CLASSE	1																																																																	
	CUT OFF																																																																		
	SEMI CUT OFF	x																																																																	
	LINEA																																																																		
	SEZ.																																																																		
x	PE																																																																		
x	SEDE STRADALE																																																																		
	BANCHINA																																																																		
	MARCIAPIEDE																																																																		
	ALTRO																																																																		
SOSTEGNO																																																																			
?	-	↺																																																																	
		x																																																																	
DIFFUSORE																																																																			
?	-	↺																																																																	
		x																																																																	
GENERALE																																																																			
?	-	↺																																																																	
		x																																																																	




<b>00</b>	PIANO REGOLATORE DELL'ILLUMINAZIONE COMUNALE – PRIC – DEL COMUNE DI SCURELLE (TN)	<i>censimento</i>	
<b>SEZ</b>		Pag. 82 di 143	25_09_rel.doc

COD.	233	VIA <b>Blandina Visintainer</b>	
	<b>CARATT.MECCANICHE</b>		<b>POSA</b>
	<input type="checkbox"/> PALO	<input type="checkbox"/> CLS	<input checked="" type="checkbox"/> POZZ.
	<input type="checkbox"/> CILINDRICO	<input checked="" type="checkbox"/> FE	<input type="checkbox"/> SCATOLA
	<input type="checkbox"/> RASTREMATO	<input type="checkbox"/> PVC	<input type="checkbox"/> CLS
	<input checked="" type="checkbox"/> CONICO	<input type="checkbox"/> LEGNO	<input checked="" type="checkbox"/> FE
			<input type="checkbox"/> PVC
			<input type="checkbox"/> INCASSO
			<input type="checkbox"/> ESTERNA
<b>IDENTIFICAZIONE</b>		<b>CONDIZIONI</b>	
COORD. GPS		SOSTEGNO	
MARCA		<input type="checkbox"/> - <input type="checkbox"/>	
TIPO		<input type="checkbox"/> x	
QUADRO		DIFFUSORE	
Note: testapalo		<input type="checkbox"/> - <input type="checkbox"/>	
		<input type="checkbox"/> x	
		GENERALE	
		<input type="checkbox"/> - <input type="checkbox"/>	
		<input type="checkbox"/> x	
COD.	234	VIA <b>Blandina Visintainer</b>	
	<b>CARATT.MECCANICHE</b>		<b>POSA</b>
	<input type="checkbox"/> PALO	<input type="checkbox"/> CLS	<input checked="" type="checkbox"/> POZZ.
	<input type="checkbox"/> CILINDRICO	<input checked="" type="checkbox"/> FE	<input type="checkbox"/> SCATOLA
	<input type="checkbox"/> RASTREMATO	<input type="checkbox"/> PVC	<input type="checkbox"/> CLS
	<input checked="" type="checkbox"/> CONICO	<input type="checkbox"/> LEGNO	<input checked="" type="checkbox"/> FE
			<input type="checkbox"/> PVC
			<input type="checkbox"/> INCASSO
			<input type="checkbox"/> ESTERNA
<b>IDENTIFICAZIONE</b>		<b>CONDIZIONI</b>	
COORD. GPS		SOSTEGNO	
MARCA		<input type="checkbox"/> - <input type="checkbox"/>	
TIPO		<input type="checkbox"/> x	
QUADRO		DIFFUSORE	
Note: testapalo		<input type="checkbox"/> - <input type="checkbox"/>	
		<input type="checkbox"/> x	
		GENERALE	
		<input type="checkbox"/> - <input type="checkbox"/>	
		<input type="checkbox"/> x	
COD.	235	VIA <b>Delle Sojane</b>	
	<b>CARATT.MECCANICHE</b>		<b>POSA</b>
	<input type="checkbox"/> PALO	<input type="checkbox"/> CLS	<input checked="" type="checkbox"/> POZZ.
	<input type="checkbox"/> CILINDRICO	<input checked="" type="checkbox"/> FE	<input type="checkbox"/> SCATOLA
	<input checked="" type="checkbox"/> RASTREMATO	<input type="checkbox"/> PVC	<input type="checkbox"/> CLS
	<input type="checkbox"/> CONICO	<input type="checkbox"/> LEGNO	<input checked="" type="checkbox"/> FE
			<input type="checkbox"/> PVC
			<input type="checkbox"/> INCASSO
			<input type="checkbox"/> ESTERNA
<b>IDENTIFICAZIONE</b>		<b>CONDIZIONI</b>	
COORD. GPS		SOSTEGNO	
MARCA		<input type="checkbox"/> - <input type="checkbox"/>	
TIPO		<input type="checkbox"/> x	
QUADRO		DIFFUSORE	
Note:		<input type="checkbox"/> - <input type="checkbox"/>	
		<input type="checkbox"/> x	
		GENERALE	
		<input type="checkbox"/> - <input type="checkbox"/>	
		<input type="checkbox"/> x	

<b>00</b>	PIANO REGOLATORE DELL'ILLUMINAZIONE COMUNALE – PRIC – DEL COMUNE DI SCURELLE (TN)	<i>censimento</i>	
<b>SEZ</b>		Pag. 83 di 143	25_09_rel.doc

COD.	236	VIA Delle Sojane																																																																			
	<table border="1"> <tr><td colspan="2"><b>CARATT.MECCANICHE</b></td></tr> <tr><td>PALO</td><td>CLS</td></tr> <tr><td>CILINDRICO</td><td>x FE</td></tr> <tr><td>x RASTREMATO</td><td>PVC</td></tr> <tr><td>CONICO</td><td>LEGNO</td></tr> </table>	<b>CARATT.MECCANICHE</b>		PALO	CLS	CILINDRICO	x FE	x RASTREMATO	PVC	CONICO	LEGNO	<table border="1"> <tr><td colspan="2"><b>POSA</b></td></tr> <tr><td>POZZ.</td><td>SCATOLA</td></tr> <tr><td>CLS</td><td>PVC</td></tr> <tr><td>FE</td><td>FE</td></tr> <tr><td>PVC</td><td>INCASSO</td></tr> <tr><td></td><td>ESTERNA</td></tr> </table>	<b>POSA</b>		POZZ.	SCATOLA	CLS	PVC	FE	FE	PVC	INCASSO		ESTERNA	<table border="1"> <tr><td colspan="3"><b>DIMENSIONI</b></td></tr> <tr><td>H.</td><td></td><td>5 m</td></tr> <tr><td>L.</td><td></td><td></td></tr> <tr><td>AcZn</td><td></td><td></td></tr> <tr><td>x VERN.</td><td></td><td>nero</td></tr> </table>	<b>DIMENSIONI</b>			H.		5 m	L.			AcZn			x VERN.		nero																													
<b>CARATT.MECCANICHE</b>																																																																					
PALO	CLS																																																																				
CILINDRICO	x FE																																																																				
x RASTREMATO	PVC																																																																				
CONICO	LEGNO																																																																				
<b>POSA</b>																																																																					
POZZ.	SCATOLA																																																																				
CLS	PVC																																																																				
FE	FE																																																																				
PVC	INCASSO																																																																				
	ESTERNA																																																																				
<b>DIMENSIONI</b>																																																																					
H.		5 m																																																																			
L.																																																																					
AcZn																																																																					
x VERN.		nero																																																																			
<table border="1"> <tr><td colspan="2"><b>IDENTIFICAZIONE</b></td></tr> <tr><td colspan="2">COORD. GPS</td></tr> <tr><td>MARCA</td><td></td></tr> <tr><td>TIPO</td><td></td></tr> <tr><td>QUADRO</td><td></td></tr> </table> <p>Note:</p>	<b>IDENTIFICAZIONE</b>		COORD. GPS		MARCA		TIPO		QUADRO		<table border="1"> <tr><td colspan="2"><b>CARATT.ELETTRICHE</b></td></tr> <tr><td>IP</td><td></td></tr> <tr><td>CLASSE</td><td>1</td></tr> <tr><td>CUT OFF</td><td></td></tr> <tr><td>SEMI CUT OFF</td><td>x</td></tr> <tr><td>LINEA</td><td></td></tr> <tr><td>SEZ.</td><td></td></tr> <tr><td>x PE</td><td></td></tr> </table>	<b>CARATT.ELETTRICHE</b>		IP		CLASSE	1	CUT OFF		SEMI CUT OFF	x	LINEA		SEZ.		x PE		<table border="1"> <tr><td colspan="2"><b>POSIZIONE</b></td></tr> <tr><td>x SEDE STRADALE</td><td></td></tr> <tr><td>BANCHINA</td><td></td></tr> <tr><td>MARCIAPIEDE</td><td></td></tr> <tr><td>ALTRO</td><td></td></tr> </table> <p>Note:</p>	<b>POSIZIONE</b>		x SEDE STRADALE		BANCHINA		MARCIAPIEDE		ALTRO		<table border="1"> <tr><td colspan="3"><b>CONDIZIONI</b></td></tr> <tr><td colspan="3">SOSTEGNO</td></tr> <tr><td>☐</td><td>-</td><td>↺</td></tr> <tr><td></td><td></td><td>x</td></tr> <tr><td colspan="3">DIFFUSORE</td></tr> <tr><td>☐</td><td>-</td><td>↺</td></tr> <tr><td></td><td></td><td>x</td></tr> <tr><td colspan="3">GENERALE</td></tr> <tr><td>☐</td><td>-</td><td>↺</td></tr> <tr><td></td><td></td><td>x</td></tr> </table>	<b>CONDIZIONI</b>			SOSTEGNO			☐	-	↺			x	DIFFUSORE			☐	-	↺			x	GENERALE			☐	-	↺			x
<b>IDENTIFICAZIONE</b>																																																																					
COORD. GPS																																																																					
MARCA																																																																					
TIPO																																																																					
QUADRO																																																																					
<b>CARATT.ELETTRICHE</b>																																																																					
IP																																																																					
CLASSE	1																																																																				
CUT OFF																																																																					
SEMI CUT OFF	x																																																																				
LINEA																																																																					
SEZ.																																																																					
x PE																																																																					
<b>POSIZIONE</b>																																																																					
x SEDE STRADALE																																																																					
BANCHINA																																																																					
MARCIAPIEDE																																																																					
ALTRO																																																																					
<b>CONDIZIONI</b>																																																																					
SOSTEGNO																																																																					
☐	-	↺																																																																			
		x																																																																			
DIFFUSORE																																																																					
☐	-	↺																																																																			
		x																																																																			
GENERALE																																																																					
☐	-	↺																																																																			
		x																																																																			
COD.	237	VIA Delle Sojane																																																																			
	<table border="1"> <tr><td colspan="2"><b>CARATT.MECCANICHE</b></td></tr> <tr><td>PALO</td><td>CLS</td></tr> <tr><td>CILINDRICO</td><td>x FE</td></tr> <tr><td>x RASTREMATO</td><td>PVC</td></tr> <tr><td>CONICO</td><td>LEGNO</td></tr> </table>	<b>CARATT.MECCANICHE</b>		PALO	CLS	CILINDRICO	x FE	x RASTREMATO	PVC	CONICO	LEGNO	<table border="1"> <tr><td colspan="2"><b>POSA</b></td></tr> <tr><td>POZZ.</td><td>SCATOLA</td></tr> <tr><td>CLS</td><td>PVC</td></tr> <tr><td>FE</td><td>FE</td></tr> <tr><td>PVC</td><td>INCASSO</td></tr> <tr><td></td><td>ESTERNA</td></tr> </table>	<b>POSA</b>		POZZ.	SCATOLA	CLS	PVC	FE	FE	PVC	INCASSO		ESTERNA	<table border="1"> <tr><td colspan="3"><b>DIMENSIONI</b></td></tr> <tr><td>H.</td><td></td><td>5 m</td></tr> <tr><td>L.</td><td></td><td></td></tr> <tr><td>AcZn</td><td></td><td></td></tr> <tr><td>x VERN.</td><td></td><td>nero</td></tr> </table>	<b>DIMENSIONI</b>			H.		5 m	L.			AcZn			x VERN.		nero																													
<b>CARATT.MECCANICHE</b>																																																																					
PALO	CLS																																																																				
CILINDRICO	x FE																																																																				
x RASTREMATO	PVC																																																																				
CONICO	LEGNO																																																																				
<b>POSA</b>																																																																					
POZZ.	SCATOLA																																																																				
CLS	PVC																																																																				
FE	FE																																																																				
PVC	INCASSO																																																																				
	ESTERNA																																																																				
<b>DIMENSIONI</b>																																																																					
H.		5 m																																																																			
L.																																																																					
AcZn																																																																					
x VERN.		nero																																																																			
<table border="1"> <tr><td colspan="2"><b>IDENTIFICAZIONE</b></td></tr> <tr><td colspan="2">COORD. GPS</td></tr> <tr><td>MARCA</td><td></td></tr> <tr><td>TIPO</td><td></td></tr> <tr><td>QUADRO</td><td></td></tr> </table> <p>Note:</p>	<b>IDENTIFICAZIONE</b>		COORD. GPS		MARCA		TIPO		QUADRO		<table border="1"> <tr><td colspan="2"><b>CARATT.ELETTRICHE</b></td></tr> <tr><td>IP</td><td></td></tr> <tr><td>CLASSE</td><td>1</td></tr> <tr><td>CUT OFF</td><td></td></tr> <tr><td>SEMI CUT OFF</td><td>x</td></tr> <tr><td>LINEA</td><td></td></tr> <tr><td>SEZ.</td><td></td></tr> <tr><td>x PE</td><td></td></tr> </table>	<b>CARATT.ELETTRICHE</b>		IP		CLASSE	1	CUT OFF		SEMI CUT OFF	x	LINEA		SEZ.		x PE		<table border="1"> <tr><td colspan="2"><b>POSIZIONE</b></td></tr> <tr><td>x SEDE STRADALE</td><td></td></tr> <tr><td>BANCHINA</td><td></td></tr> <tr><td>MARCIAPIEDE</td><td></td></tr> <tr><td>ALTRO</td><td></td></tr> </table> <p>Note:</p>	<b>POSIZIONE</b>		x SEDE STRADALE		BANCHINA		MARCIAPIEDE		ALTRO		<table border="1"> <tr><td colspan="3"><b>CONDIZIONI</b></td></tr> <tr><td colspan="3">SOSTEGNO</td></tr> <tr><td>☐</td><td>-</td><td>↺</td></tr> <tr><td></td><td></td><td>x</td></tr> <tr><td colspan="3">DIFFUSORE</td></tr> <tr><td>☐</td><td>-</td><td>↺</td></tr> <tr><td></td><td></td><td>x</td></tr> <tr><td colspan="3">GENERALE</td></tr> <tr><td>☐</td><td>-</td><td>↺</td></tr> <tr><td></td><td></td><td>x</td></tr> </table>	<b>CONDIZIONI</b>			SOSTEGNO			☐	-	↺			x	DIFFUSORE			☐	-	↺			x	GENERALE			☐	-	↺			x
<b>IDENTIFICAZIONE</b>																																																																					
COORD. GPS																																																																					
MARCA																																																																					
TIPO																																																																					
QUADRO																																																																					
<b>CARATT.ELETTRICHE</b>																																																																					
IP																																																																					
CLASSE	1																																																																				
CUT OFF																																																																					
SEMI CUT OFF	x																																																																				
LINEA																																																																					
SEZ.																																																																					
x PE																																																																					
<b>POSIZIONE</b>																																																																					
x SEDE STRADALE																																																																					
BANCHINA																																																																					
MARCIAPIEDE																																																																					
ALTRO																																																																					
<b>CONDIZIONI</b>																																																																					
SOSTEGNO																																																																					
☐	-	↺																																																																			
		x																																																																			
DIFFUSORE																																																																					
☐	-	↺																																																																			
		x																																																																			
GENERALE																																																																					
☐	-	↺																																																																			
		x																																																																			
COD.	238	VIA Delle Sojane																																																																			
	<table border="1"> <tr><td colspan="2"><b>CARATT.MECCANICHE</b></td></tr> <tr><td>PALO</td><td>CLS</td></tr> <tr><td>CILINDRICO</td><td>x FE</td></tr> <tr><td>x RASTREMATO</td><td>PVC</td></tr> <tr><td>CONICO</td><td>LEGNO</td></tr> </table>	<b>CARATT.MECCANICHE</b>		PALO	CLS	CILINDRICO	x FE	x RASTREMATO	PVC	CONICO	LEGNO	<table border="1"> <tr><td colspan="2"><b>POSA</b></td></tr> <tr><td>POZZ.</td><td>SCATOLA</td></tr> <tr><td>CLS</td><td>PVC</td></tr> <tr><td>FE</td><td>FE</td></tr> <tr><td>PVC</td><td>INCASSO</td></tr> <tr><td></td><td>ESTERNA</td></tr> </table>	<b>POSA</b>		POZZ.	SCATOLA	CLS	PVC	FE	FE	PVC	INCASSO		ESTERNA	<table border="1"> <tr><td colspan="3"><b>DIMENSIONI</b></td></tr> <tr><td>H.</td><td></td><td>5 m</td></tr> <tr><td>L.</td><td></td><td></td></tr> <tr><td>AcZn</td><td></td><td></td></tr> <tr><td>x VERN.</td><td></td><td>nero</td></tr> </table>	<b>DIMENSIONI</b>			H.		5 m	L.			AcZn			x VERN.		nero																													
<b>CARATT.MECCANICHE</b>																																																																					
PALO	CLS																																																																				
CILINDRICO	x FE																																																																				
x RASTREMATO	PVC																																																																				
CONICO	LEGNO																																																																				
<b>POSA</b>																																																																					
POZZ.	SCATOLA																																																																				
CLS	PVC																																																																				
FE	FE																																																																				
PVC	INCASSO																																																																				
	ESTERNA																																																																				
<b>DIMENSIONI</b>																																																																					
H.		5 m																																																																			
L.																																																																					
AcZn																																																																					
x VERN.		nero																																																																			
<table border="1"> <tr><td colspan="2"><b>IDENTIFICAZIONE</b></td></tr> <tr><td colspan="2">COORD. GPS</td></tr> <tr><td>MARCA</td><td></td></tr> <tr><td>TIPO</td><td></td></tr> <tr><td>QUADRO</td><td></td></tr> </table> <p>Note:</p>	<b>IDENTIFICAZIONE</b>		COORD. GPS		MARCA		TIPO		QUADRO		<table border="1"> <tr><td colspan="2"><b>CARATT.ELETTRICHE</b></td></tr> <tr><td>IP</td><td></td></tr> <tr><td>CLASSE</td><td>1</td></tr> <tr><td>CUT OFF</td><td></td></tr> <tr><td>SEMI CUT OFF</td><td>x</td></tr> <tr><td>LINEA</td><td></td></tr> <tr><td>SEZ.</td><td></td></tr> <tr><td>x PE</td><td></td></tr> </table>	<b>CARATT.ELETTRICHE</b>		IP		CLASSE	1	CUT OFF		SEMI CUT OFF	x	LINEA		SEZ.		x PE		<table border="1"> <tr><td colspan="2"><b>POSIZIONE</b></td></tr> <tr><td>x SEDE STRADALE</td><td></td></tr> <tr><td>BANCHINA</td><td></td></tr> <tr><td>MARCIAPIEDE</td><td></td></tr> <tr><td>ALTRO</td><td></td></tr> </table> <p>Note:</p>	<b>POSIZIONE</b>		x SEDE STRADALE		BANCHINA		MARCIAPIEDE		ALTRO		<table border="1"> <tr><td colspan="3"><b>CONDIZIONI</b></td></tr> <tr><td colspan="3">SOSTEGNO</td></tr> <tr><td>☐</td><td>-</td><td>↺</td></tr> <tr><td></td><td></td><td>x</td></tr> <tr><td colspan="3">DIFFUSORE</td></tr> <tr><td>☐</td><td>-</td><td>↺</td></tr> <tr><td></td><td></td><td>x</td></tr> <tr><td colspan="3">GENERALE</td></tr> <tr><td>☐</td><td>-</td><td>↺</td></tr> <tr><td></td><td></td><td>x</td></tr> </table>	<b>CONDIZIONI</b>			SOSTEGNO			☐	-	↺			x	DIFFUSORE			☐	-	↺			x	GENERALE			☐	-	↺			x
<b>IDENTIFICAZIONE</b>																																																																					
COORD. GPS																																																																					
MARCA																																																																					
TIPO																																																																					
QUADRO																																																																					
<b>CARATT.ELETTRICHE</b>																																																																					
IP																																																																					
CLASSE	1																																																																				
CUT OFF																																																																					
SEMI CUT OFF	x																																																																				
LINEA																																																																					
SEZ.																																																																					
x PE																																																																					
<b>POSIZIONE</b>																																																																					
x SEDE STRADALE																																																																					
BANCHINA																																																																					
MARCIAPIEDE																																																																					
ALTRO																																																																					
<b>CONDIZIONI</b>																																																																					
SOSTEGNO																																																																					
☐	-	↺																																																																			
		x																																																																			
DIFFUSORE																																																																					
☐	-	↺																																																																			
		x																																																																			
GENERALE																																																																					
☐	-	↺																																																																			
		x																																																																			

<b>00</b>	PIANO REGOLATORE DELL' ILLUMINAZIONE COMUNALE – PRIC – DEL COMUNE DI SCURELLE (TN)	<i>censimento</i>	
		Pag. 84 di 143	25_09_rel.doc

COD.	239	VIA Delle Sojane			
	<b>CARATT.MECCANICHE</b>		<b>POSA</b>		<b>DIMENSIONI</b>
	<input type="checkbox"/> PALO	<input type="checkbox"/> CLS	<input checked="" type="checkbox"/> POZZ.	<input type="checkbox"/> SCATOLA	<input type="checkbox"/> H. 5 m
	<input type="checkbox"/> CILINDRICO	<input checked="" type="checkbox"/> FE	<input type="checkbox"/> CLS	<input type="checkbox"/> PVC	<input type="checkbox"/> L.
	<input checked="" type="checkbox"/> RASTREMATO	<input type="checkbox"/> PVC	<input checked="" type="checkbox"/> FE	<input type="checkbox"/> FE	<input type="checkbox"/> AcZn
	<input type="checkbox"/> CONICO	<input type="checkbox"/> LEGNO	<input type="checkbox"/> PVC	<input type="checkbox"/> INCASSO	<input checked="" type="checkbox"/> VERN. nero
				<input type="checkbox"/> ESTERNA	
<b>IDENTIFICAZIONE</b>		<b>CARATT.ELETTRICHE</b>		<b>CONDIZIONI</b>	
COORD. GPS		<input type="checkbox"/> IP		<b>SOSTEGNO</b>	
MARCA		<input type="checkbox"/> CLASSE 1		<input type="checkbox"/> - <input checked="" type="checkbox"/>	
TIPO		<input type="checkbox"/> CUT OFF		<input type="checkbox"/> x	
QUADRO		<input type="checkbox"/> SEMI CUT OFF		<b>DIFFUSORE</b>	
Note:		<input checked="" type="checkbox"/> LINEA		<input type="checkbox"/> - <input checked="" type="checkbox"/>	
		<input type="checkbox"/> SEZ.		<input type="checkbox"/> x	
		<input checked="" type="checkbox"/> PE		<b>GENERALE</b>	
				<input type="checkbox"/> - <input checked="" type="checkbox"/>	
				<input type="checkbox"/> x	
COD.	240	VIA Delle Sojane			
	<b>CARATT.MECCANICHE</b>		<b>POSA</b>		<b>DIMENSIONI</b>
	<input type="checkbox"/> PALO	<input type="checkbox"/> CLS	<input checked="" type="checkbox"/> POZZ.	<input type="checkbox"/> SCATOLA	<input type="checkbox"/> H. 5 m
	<input type="checkbox"/> CILINDRICO	<input checked="" type="checkbox"/> FE	<input type="checkbox"/> CLS	<input type="checkbox"/> PVC	<input type="checkbox"/> L.
	<input checked="" type="checkbox"/> RASTREMATO	<input type="checkbox"/> PVC	<input checked="" type="checkbox"/> FE	<input type="checkbox"/> FE	<input type="checkbox"/> AcZn
	<input type="checkbox"/> CONICO	<input type="checkbox"/> LEGNO	<input type="checkbox"/> PVC	<input type="checkbox"/> INCASSO	<input checked="" type="checkbox"/> VERN. nero
				<input type="checkbox"/> ESTERNA	
<b>IDENTIFICAZIONE</b>		<b>CARATT.ELETTRICHE</b>		<b>CONDIZIONI</b>	
COORD. GPS		<input type="checkbox"/> IP		<b>SOSTEGNO</b>	
MARCA		<input type="checkbox"/> CLASSE 1		<input type="checkbox"/> - <input checked="" type="checkbox"/>	
TIPO		<input type="checkbox"/> CUT OFF		<input type="checkbox"/> x	
QUADRO		<input type="checkbox"/> SEMI CUT OFF		<b>DIFFUSORE</b>	
Note:		<input type="checkbox"/> LINEA		<input type="checkbox"/> - <input checked="" type="checkbox"/>	
		<input type="checkbox"/> SEZ.		<input type="checkbox"/> x	
		<input checked="" type="checkbox"/> PE		<b>GENERALE</b>	
				<input type="checkbox"/> - <input checked="" type="checkbox"/>	
				<input type="checkbox"/> x	
COD.	241	VIA Delle Sojane			
	<b>CARATT.MECCANICHE</b>		<b>POSA</b>		<b>DIMENSIONI</b>
	<input type="checkbox"/> PALO	<input type="checkbox"/> CLS	<input type="checkbox"/> POZZ.	<input type="checkbox"/> SCATOLA	<input type="checkbox"/> H. 5 m
	<input type="checkbox"/> CILINDRICO	<input checked="" type="checkbox"/> FE	<input type="checkbox"/> CLS	<input type="checkbox"/> PVC	<input type="checkbox"/> L.
	<input checked="" type="checkbox"/> RASTREMATO	<input type="checkbox"/> PVC	<input type="checkbox"/> FE	<input type="checkbox"/> FE	<input type="checkbox"/> AcZn
	<input type="checkbox"/> CONICO	<input type="checkbox"/> LEGNO	<input type="checkbox"/> PVC	<input type="checkbox"/> INCASSO	<input checked="" type="checkbox"/> VERN. nero
				<input type="checkbox"/> ESTERNA	
<b>IDENTIFICAZIONE</b>		<b>CARATT.ELETTRICHE</b>		<b>CONDIZIONI</b>	
COORD. GPS		<input type="checkbox"/> IP		<b>SOSTEGNO</b>	
MARCA		<input type="checkbox"/> CLASSE 1		<input type="checkbox"/> - <input checked="" type="checkbox"/>	
TIPO		<input type="checkbox"/> CUT OFF		<input type="checkbox"/> x	
QUADRO		<input type="checkbox"/> SEMI CUT OFF		<b>DIFFUSORE</b>	
Note:		<input type="checkbox"/> LINEA		<input type="checkbox"/> - <input checked="" type="checkbox"/>	
		<input type="checkbox"/> SEZ.		<input type="checkbox"/> x	
		<input checked="" type="checkbox"/> PE		<b>GENERALE</b>	
				<input type="checkbox"/> - <input checked="" type="checkbox"/>	
				<input type="checkbox"/> x	

<b>00</b>	PIANO REGOLATORE DELL'ILLUMINAZIONE COMUNALE – PRIC – DEL COMUNE DI SCURELLE (TN)	<i>censimento</i>	
<b>SEZ</b>		Pag. 85 di 143	25_09_rel.doc


COD.	242	VIA Delle Sojane						
	<b>CARATT.MECCANICHE</b>			<b>POSA</b>		<b>DIMENSIONI</b>		
	<input type="checkbox"/> PALO	<input type="checkbox"/> CLS	<input type="checkbox"/> CILINDRICO	<input checked="" type="checkbox"/> FE	<input checked="" type="checkbox"/> POZZ.	<input type="checkbox"/> SCATOLA	<input type="checkbox"/> H. 5 m	
	<input checked="" type="checkbox"/> RASTREMATO	<input type="checkbox"/> PVC	<input type="checkbox"/> CONICO	<input type="checkbox"/> LEGNO	<input checked="" type="checkbox"/> CLS	<input type="checkbox"/> PVC	<input type="checkbox"/> L.	
	<input type="checkbox"/>	<input type="checkbox"/>	<input type="checkbox"/>	<input type="checkbox"/>	<input checked="" type="checkbox"/> FE	<input type="checkbox"/> FE	<input type="checkbox"/> AcZn	
	<input type="checkbox"/>	<input type="checkbox"/>	<input type="checkbox"/>	<input type="checkbox"/>	<input type="checkbox"/> PVC	<input type="checkbox"/> INCASSO	<input checked="" type="checkbox"/> VERN. nero	
	<input type="checkbox"/>	<input type="checkbox"/>	<input type="checkbox"/>	<input type="checkbox"/>	<input type="checkbox"/>	<input type="checkbox"/> ESTERNA	<input type="checkbox"/>	
<b>IDENTIFICAZIONE</b>		<b>CARATT.ELETTRICHE</b>			<b>POSIZIONE</b>		<b>CONDIZIONI</b>	
COORD. GPS		<input type="checkbox"/> IP	<input type="checkbox"/>	<input checked="" type="checkbox"/> SEDE STRADALE	<input type="checkbox"/> BANCHINA		<input type="checkbox"/> SOSTEGNO	
MARCA		<input type="checkbox"/> CLASSE	<input type="checkbox"/> 1	<input type="checkbox"/>	<input type="checkbox"/> MARCIAPIEDE		<input checked="" type="checkbox"/>	<input type="checkbox"/> - <input checked="" type="checkbox"/>
TIPO		<input type="checkbox"/> CUT OFF	<input type="checkbox"/>	<input type="checkbox"/>	<input type="checkbox"/> ALTRO		<input type="checkbox"/>	<input type="checkbox"/> x
QUADRO		<input type="checkbox"/> SEMI CUT OFF	<input checked="" type="checkbox"/>	<input type="checkbox"/>	Note:		<input type="checkbox"/> DIFFUSORE	
Note:		<input type="checkbox"/> LINEA	<input type="checkbox"/>	<input type="checkbox"/>			<input checked="" type="checkbox"/>	<input type="checkbox"/> - <input checked="" type="checkbox"/>
		<input type="checkbox"/> SEZ.	<input type="checkbox"/>	<input type="checkbox"/>			<input type="checkbox"/>	<input type="checkbox"/> x
		<input checked="" type="checkbox"/> PE	<input type="checkbox"/>	<input type="checkbox"/>			<input type="checkbox"/> GENERALE	
		<input type="checkbox"/>	<input type="checkbox"/>	<input type="checkbox"/>			<input checked="" type="checkbox"/>	<input type="checkbox"/> - <input checked="" type="checkbox"/>
		<input type="checkbox"/>	<input type="checkbox"/>	<input type="checkbox"/>			<input type="checkbox"/>	<input type="checkbox"/> x
COD.	243	VIA Delle Sojane						
	<b>CARATT.MECCANICHE</b>			<b>POSA</b>		<b>DIMENSIONI</b>		
	<input type="checkbox"/> PALO	<input type="checkbox"/> CLS	<input type="checkbox"/> CILINDRICO	<input checked="" type="checkbox"/> FE	<input checked="" type="checkbox"/> POZZ.	<input type="checkbox"/> SCATOLA	<input type="checkbox"/> H. 5 m	
	<input checked="" type="checkbox"/> RASTREMATO	<input type="checkbox"/> PVC	<input type="checkbox"/> CONICO	<input type="checkbox"/> LEGNO	<input checked="" type="checkbox"/> CLS	<input type="checkbox"/> PVC	<input type="checkbox"/> L.	
	<input type="checkbox"/>	<input type="checkbox"/>	<input type="checkbox"/>	<input type="checkbox"/>	<input checked="" type="checkbox"/> FE	<input type="checkbox"/> FE	<input type="checkbox"/> AcZn	
	<input type="checkbox"/>	<input type="checkbox"/>	<input type="checkbox"/>	<input type="checkbox"/>	<input type="checkbox"/> PVC	<input type="checkbox"/> INCASSO	<input checked="" type="checkbox"/> VERN. nero	
	<input type="checkbox"/>	<input type="checkbox"/>	<input type="checkbox"/>	<input type="checkbox"/>	<input type="checkbox"/>	<input type="checkbox"/> ESTERNA	<input type="checkbox"/>	
<b>IDENTIFICAZIONE</b>		<b>CARATT.ELETTRICHE</b>			<b>POSIZIONE</b>		<b>CONDIZIONI</b>	
COORD. GPS		<input type="checkbox"/> IP	<input type="checkbox"/>	<input checked="" type="checkbox"/> SEDE STRADALE	<input type="checkbox"/> BANCHINA		<input type="checkbox"/> SOSTEGNO	
MARCA		<input type="checkbox"/> CLASSE	<input type="checkbox"/> 1	<input type="checkbox"/>	<input type="checkbox"/> MARCIAPIEDE		<input checked="" type="checkbox"/>	<input type="checkbox"/> - <input checked="" type="checkbox"/>
TIPO		<input type="checkbox"/> CUT OFF	<input type="checkbox"/>	<input type="checkbox"/>	<input type="checkbox"/> ALTRO		<input type="checkbox"/>	<input type="checkbox"/> x
QUADRO		<input type="checkbox"/> SEMI CUT OFF	<input checked="" type="checkbox"/>	<input type="checkbox"/>	Note:		<input type="checkbox"/> DIFFUSORE	
Note:		<input type="checkbox"/> LINEA	<input type="checkbox"/>	<input type="checkbox"/>			<input checked="" type="checkbox"/>	<input type="checkbox"/> - <input checked="" type="checkbox"/>
		<input type="checkbox"/> SEZ.	<input type="checkbox"/>	<input type="checkbox"/>			<input type="checkbox"/>	<input type="checkbox"/> x
		<input checked="" type="checkbox"/> PE	<input type="checkbox"/>	<input type="checkbox"/>			<input type="checkbox"/> GENERALE	
		<input type="checkbox"/>	<input type="checkbox"/>	<input type="checkbox"/>			<input checked="" type="checkbox"/>	<input type="checkbox"/> - <input checked="" type="checkbox"/>
		<input type="checkbox"/>	<input type="checkbox"/>	<input type="checkbox"/>			<input type="checkbox"/>	<input type="checkbox"/> x
COD.	244	VIA Delle Sojane						
	<b>CARATT.MECCANICHE</b>			<b>POSA</b>		<b>DIMENSIONI</b>		
	<input type="checkbox"/> PALO	<input type="checkbox"/> CLS	<input type="checkbox"/> CILINDRICO	<input checked="" type="checkbox"/> FE	<input checked="" type="checkbox"/> POZZ.	<input type="checkbox"/> SCATOLA	<input type="checkbox"/> H. 5 m	
	<input checked="" type="checkbox"/> RASTREMATO	<input type="checkbox"/> PVC	<input type="checkbox"/> CONICO	<input type="checkbox"/> LEGNO	<input checked="" type="checkbox"/> CLS	<input type="checkbox"/> PVC	<input type="checkbox"/> L.	
	<input type="checkbox"/>	<input type="checkbox"/>	<input type="checkbox"/>	<input type="checkbox"/>	<input checked="" type="checkbox"/> FE	<input type="checkbox"/> FE	<input type="checkbox"/> AcZn	
	<input type="checkbox"/>	<input type="checkbox"/>	<input type="checkbox"/>	<input type="checkbox"/>	<input type="checkbox"/> PVC	<input type="checkbox"/> INCASSO	<input checked="" type="checkbox"/> VERN. nero	
	<input type="checkbox"/>	<input type="checkbox"/>	<input type="checkbox"/>	<input type="checkbox"/>	<input type="checkbox"/>	<input type="checkbox"/> ESTERNA	<input type="checkbox"/>	
<b>IDENTIFICAZIONE</b>		<b>CARATT.ELETTRICHE</b>			<b>POSIZIONE</b>		<b>CONDIZIONI</b>	
COORD. GPS		<input type="checkbox"/> IP	<input type="checkbox"/>	<input checked="" type="checkbox"/> SEDE STRADALE	<input type="checkbox"/> BANCHINA		<input type="checkbox"/> SOSTEGNO	
MARCA		<input type="checkbox"/> CLASSE	<input type="checkbox"/> 1	<input type="checkbox"/>	<input type="checkbox"/> MARCIAPIEDE		<input checked="" type="checkbox"/>	<input type="checkbox"/> - <input checked="" type="checkbox"/>
TIPO		<input type="checkbox"/> CUT OFF	<input type="checkbox"/>	<input type="checkbox"/>	<input type="checkbox"/> ALTRO		<input type="checkbox"/>	<input type="checkbox"/> x
QUADRO		<input type="checkbox"/> SEMI CUT OFF	<input checked="" type="checkbox"/>	<input type="checkbox"/>	Note:		<input type="checkbox"/> DIFFUSORE	
Note:		<input type="checkbox"/> LINEA	<input type="checkbox"/>	<input type="checkbox"/>			<input checked="" type="checkbox"/>	<input type="checkbox"/> - <input checked="" type="checkbox"/>
		<input type="checkbox"/> SEZ.	<input type="checkbox"/>	<input type="checkbox"/>			<input type="checkbox"/>	<input type="checkbox"/> x
		<input checked="" type="checkbox"/> PE	<input type="checkbox"/>	<input type="checkbox"/>			<input type="checkbox"/> GENERALE	
		<input type="checkbox"/>	<input type="checkbox"/>	<input type="checkbox"/>			<input checked="" type="checkbox"/>	<input type="checkbox"/> - <input checked="" type="checkbox"/>
		<input type="checkbox"/>	<input type="checkbox"/>	<input type="checkbox"/>			<input type="checkbox"/>	<input type="checkbox"/> x


<b>00</b>	PIANO REGOLATORE DELL'ILLUMINAZIONE COMUNALE – PRIC – DEL COMUNE DI SCURELLE (TN)	<i>censimento</i>	
<b>SEZ</b>		Pag. 86 di 143	25_09_rel.doc


COD.	P41-P44	VIA <b>Delle Sojane</b>																																																																	
	<b>CARATT.MECCANICHE</b>	<b>POSA</b>	<b>DIMENSIONI</b>																																																																
	<table border="1"> <tr><td><input type="checkbox"/></td><td>PALO</td><td><input type="checkbox"/></td><td>CLS</td></tr> <tr><td></td><td>CILINDRICO</td><td><input checked="" type="checkbox"/></td><td>FE</td></tr> <tr><td><input checked="" type="checkbox"/></td><td>RASTREMATO</td><td><input type="checkbox"/></td><td>PVC</td></tr> <tr><td></td><td>CONICO</td><td><input type="checkbox"/></td><td>LEGNO</td></tr> </table>	<input type="checkbox"/>	PALO	<input type="checkbox"/>	CLS		CILINDRICO	<input checked="" type="checkbox"/>	FE	<input checked="" type="checkbox"/>	RASTREMATO	<input type="checkbox"/>	PVC		CONICO	<input type="checkbox"/>	LEGNO	<table border="1"> <tr><td><input type="checkbox"/></td><td>POZZ.</td><td><input type="checkbox"/></td><td>SCATOLA</td></tr> <tr><td></td><td>CLS</td><td><input type="checkbox"/></td><td>PVC</td></tr> <tr><td></td><td>FE</td><td><input type="checkbox"/></td><td>FE</td></tr> <tr><td></td><td>PVC</td><td><input type="checkbox"/></td><td>INCASSO</td></tr> <tr><td></td><td></td><td><input type="checkbox"/></td><td>ESTERNA</td></tr> </table>	<input type="checkbox"/>	POZZ.	<input type="checkbox"/>	SCATOLA		CLS	<input type="checkbox"/>	PVC		FE	<input type="checkbox"/>	FE		PVC	<input type="checkbox"/>	INCASSO			<input type="checkbox"/>	ESTERNA	<table border="1"> <tr><td><input type="checkbox"/></td><td>H.</td><td>4 m</td></tr> <tr><td></td><td>L.</td><td></td></tr> <tr><td><input checked="" type="checkbox"/></td><td>AcZn</td><td></td></tr> <tr><td></td><td>VERN.</td><td></td></tr> </table>	<input type="checkbox"/>	H.	4 m		L.		<input checked="" type="checkbox"/>	AcZn			VERN.																	
<input type="checkbox"/>	PALO	<input type="checkbox"/>	CLS																																																																
	CILINDRICO	<input checked="" type="checkbox"/>	FE																																																																
<input checked="" type="checkbox"/>	RASTREMATO	<input type="checkbox"/>	PVC																																																																
	CONICO	<input type="checkbox"/>	LEGNO																																																																
<input type="checkbox"/>	POZZ.	<input type="checkbox"/>	SCATOLA																																																																
	CLS	<input type="checkbox"/>	PVC																																																																
	FE	<input type="checkbox"/>	FE																																																																
	PVC	<input type="checkbox"/>	INCASSO																																																																
		<input type="checkbox"/>	ESTERNA																																																																
<input type="checkbox"/>	H.	4 m																																																																	
	L.																																																																		
<input checked="" type="checkbox"/>	AcZn																																																																		
	VERN.																																																																		
<b>IDENTIFICAZIONE</b>	<b>CARATT.ELETTRICHE</b>	<b>POSIZIONE</b>	<b>CONDIZIONI</b>																																																																
<table border="1"> <tr><td colspan="2">COORD. GPS</td></tr> <tr><td>MARCA</td><td></td></tr> <tr><td>TIPO</td><td></td></tr> <tr><td>QUADRO</td><td></td></tr> </table> <p>Note: Globo schermato</p>	COORD. GPS		MARCA		TIPO		QUADRO		<table border="1"> <tr><td><input type="checkbox"/></td><td>IP</td><td></td></tr> <tr><td></td><td>CLASSE</td><td>1</td></tr> <tr><td></td><td>CUT OFF</td><td></td></tr> <tr><td></td><td>SEMI CUT OFF</td><td></td></tr> <tr><td></td><td>LINEA</td><td></td></tr> <tr><td></td><td>SEZ.</td><td></td></tr> <tr><td><input checked="" type="checkbox"/></td><td>PE</td><td></td></tr> </table>	<input type="checkbox"/>	IP			CLASSE	1		CUT OFF			SEMI CUT OFF			LINEA			SEZ.		<input checked="" type="checkbox"/>	PE		<table border="1"> <tr><td><input checked="" type="checkbox"/></td><td>SEDE STRADALE</td></tr> <tr><td></td><td>BANCHINA</td></tr> <tr><td></td><td>MARCIAPIEDE</td></tr> <tr><td></td><td>ALTRO</td></tr> </table> <p>Note:</p>	<input checked="" type="checkbox"/>	SEDE STRADALE		BANCHINA		MARCIAPIEDE		ALTRO	<table border="1"> <tr><td colspan="3">SOSTEGNO</td></tr> <tr><td><input type="checkbox"/></td><td>-</td><td><input type="checkbox"/></td></tr> <tr><td></td><td></td><td><input checked="" type="checkbox"/></td></tr> <tr><td colspan="3">DIFFUSORE</td></tr> <tr><td><input type="checkbox"/></td><td>-</td><td><input type="checkbox"/></td></tr> <tr><td></td><td></td><td><input checked="" type="checkbox"/></td></tr> <tr><td colspan="3">GENERALE</td></tr> <tr><td><input type="checkbox"/></td><td>-</td><td><input type="checkbox"/></td></tr> <tr><td></td><td></td><td><input checked="" type="checkbox"/></td></tr> </table>	SOSTEGNO			<input type="checkbox"/>	-	<input type="checkbox"/>			<input checked="" type="checkbox"/>	DIFFUSORE			<input type="checkbox"/>	-	<input type="checkbox"/>			<input checked="" type="checkbox"/>	GENERALE			<input type="checkbox"/>	-	<input type="checkbox"/>			<input checked="" type="checkbox"/>
COORD. GPS																																																																			
MARCA																																																																			
TIPO																																																																			
QUADRO																																																																			
<input type="checkbox"/>	IP																																																																		
	CLASSE	1																																																																	
	CUT OFF																																																																		
	SEMI CUT OFF																																																																		
	LINEA																																																																		
	SEZ.																																																																		
<input checked="" type="checkbox"/>	PE																																																																		
<input checked="" type="checkbox"/>	SEDE STRADALE																																																																		
	BANCHINA																																																																		
	MARCIAPIEDE																																																																		
	ALTRO																																																																		
SOSTEGNO																																																																			
<input type="checkbox"/>	-	<input type="checkbox"/>																																																																	
		<input checked="" type="checkbox"/>																																																																	
DIFFUSORE																																																																			
<input type="checkbox"/>	-	<input type="checkbox"/>																																																																	
		<input checked="" type="checkbox"/>																																																																	
GENERALE																																																																			
<input type="checkbox"/>	-	<input type="checkbox"/>																																																																	
		<input checked="" type="checkbox"/>																																																																	
COD.	245	VIA <b>Dei Faori</b>																																																																	
	<b>CARATT.MECCANICHE</b>	<b>POSA</b>	<b>DIMENSIONI</b>																																																																
	<table border="1"> <tr><td><input type="checkbox"/></td><td>PALO</td><td><input type="checkbox"/></td><td>CLS</td></tr> <tr><td></td><td>CILINDRICO</td><td><input checked="" type="checkbox"/></td><td>FE</td></tr> <tr><td></td><td>RASTREMATO</td><td><input type="checkbox"/></td><td>PVC</td></tr> <tr><td><input checked="" type="checkbox"/></td><td>CONICO</td><td><input type="checkbox"/></td><td>LEGNO</td></tr> </table>	<input type="checkbox"/>	PALO	<input type="checkbox"/>	CLS		CILINDRICO	<input checked="" type="checkbox"/>	FE		RASTREMATO	<input type="checkbox"/>	PVC	<input checked="" type="checkbox"/>	CONICO	<input type="checkbox"/>	LEGNO	<table border="1"> <tr><td><input checked="" type="checkbox"/></td><td>POZZ.</td><td><input type="checkbox"/></td><td>SCATOLA</td></tr> <tr><td></td><td>CLS</td><td><input type="checkbox"/></td><td>PVC</td></tr> <tr><td><input checked="" type="checkbox"/></td><td>FE</td><td><input type="checkbox"/></td><td>FE</td></tr> <tr><td></td><td>PVC</td><td><input type="checkbox"/></td><td>INCASSO</td></tr> <tr><td></td><td></td><td><input type="checkbox"/></td><td>ESTERNA</td></tr> </table>	<input checked="" type="checkbox"/>	POZZ.	<input type="checkbox"/>	SCATOLA		CLS	<input type="checkbox"/>	PVC	<input checked="" type="checkbox"/>	FE	<input type="checkbox"/>	FE		PVC	<input type="checkbox"/>	INCASSO			<input type="checkbox"/>	ESTERNA	<table border="1"> <tr><td><input type="checkbox"/></td><td>H.</td><td>9 m</td></tr> <tr><td></td><td>L.</td><td></td></tr> <tr><td></td><td>AcZn</td><td></td></tr> <tr><td><input checked="" type="checkbox"/></td><td>VERN.</td><td></td></tr> </table>	<input type="checkbox"/>	H.	9 m		L.			AcZn		<input checked="" type="checkbox"/>	VERN.																	
<input type="checkbox"/>	PALO	<input type="checkbox"/>	CLS																																																																
	CILINDRICO	<input checked="" type="checkbox"/>	FE																																																																
	RASTREMATO	<input type="checkbox"/>	PVC																																																																
<input checked="" type="checkbox"/>	CONICO	<input type="checkbox"/>	LEGNO																																																																
<input checked="" type="checkbox"/>	POZZ.	<input type="checkbox"/>	SCATOLA																																																																
	CLS	<input type="checkbox"/>	PVC																																																																
<input checked="" type="checkbox"/>	FE	<input type="checkbox"/>	FE																																																																
	PVC	<input type="checkbox"/>	INCASSO																																																																
		<input type="checkbox"/>	ESTERNA																																																																
<input type="checkbox"/>	H.	9 m																																																																	
	L.																																																																		
	AcZn																																																																		
<input checked="" type="checkbox"/>	VERN.																																																																		
<b>IDENTIFICAZIONE</b>	<b>CARATT.ELETTRICHE</b>	<b>POSIZIONE</b>	<b>CONDIZIONI</b>																																																																
<table border="1"> <tr><td colspan="2">COORD. GPS</td></tr> <tr><td>MARCA</td><td></td></tr> <tr><td>TIPO</td><td></td></tr> <tr><td>QUADRO</td><td></td></tr> </table> <p>Note: testapalo</p>	COORD. GPS		MARCA		TIPO		QUADRO		<table border="1"> <tr><td><input type="checkbox"/></td><td>IP</td><td></td></tr> <tr><td></td><td>CLASSE</td><td>1</td></tr> <tr><td></td><td>CUT OFF</td><td></td></tr> <tr><td></td><td>SEMI CUT OFF</td><td><input checked="" type="checkbox"/></td></tr> <tr><td></td><td>LINEA</td><td></td></tr> <tr><td></td><td>SEZ.</td><td></td></tr> <tr><td><input checked="" type="checkbox"/></td><td>PE</td><td></td></tr> </table>	<input type="checkbox"/>	IP			CLASSE	1		CUT OFF			SEMI CUT OFF	<input checked="" type="checkbox"/>		LINEA			SEZ.		<input checked="" type="checkbox"/>	PE		<table border="1"> <tr><td><input checked="" type="checkbox"/></td><td>SEDE STRADALE</td></tr> <tr><td></td><td>BANCHINA</td></tr> <tr><td></td><td>MARCIAPIEDE</td></tr> <tr><td></td><td>ALTRO</td></tr> </table> <p>Note:</p>	<input checked="" type="checkbox"/>	SEDE STRADALE		BANCHINA		MARCIAPIEDE		ALTRO	<table border="1"> <tr><td colspan="3">SOSTEGNO</td></tr> <tr><td><input type="checkbox"/></td><td>-</td><td><input type="checkbox"/></td></tr> <tr><td></td><td></td><td><input checked="" type="checkbox"/></td></tr> <tr><td colspan="3">DIFFUSORE</td></tr> <tr><td><input type="checkbox"/></td><td>-</td><td><input type="checkbox"/></td></tr> <tr><td></td><td></td><td><input checked="" type="checkbox"/></td></tr> <tr><td colspan="3">GENERALE</td></tr> <tr><td><input type="checkbox"/></td><td>-</td><td><input type="checkbox"/></td></tr> <tr><td></td><td></td><td><input checked="" type="checkbox"/></td></tr> </table>	SOSTEGNO			<input type="checkbox"/>	-	<input type="checkbox"/>			<input checked="" type="checkbox"/>	DIFFUSORE			<input type="checkbox"/>	-	<input type="checkbox"/>			<input checked="" type="checkbox"/>	GENERALE			<input type="checkbox"/>	-	<input type="checkbox"/>			<input checked="" type="checkbox"/>
COORD. GPS																																																																			
MARCA																																																																			
TIPO																																																																			
QUADRO																																																																			
<input type="checkbox"/>	IP																																																																		
	CLASSE	1																																																																	
	CUT OFF																																																																		
	SEMI CUT OFF	<input checked="" type="checkbox"/>																																																																	
	LINEA																																																																		
	SEZ.																																																																		
<input checked="" type="checkbox"/>	PE																																																																		
<input checked="" type="checkbox"/>	SEDE STRADALE																																																																		
	BANCHINA																																																																		
	MARCIAPIEDE																																																																		
	ALTRO																																																																		
SOSTEGNO																																																																			
<input type="checkbox"/>	-	<input type="checkbox"/>																																																																	
		<input checked="" type="checkbox"/>																																																																	
DIFFUSORE																																																																			
<input type="checkbox"/>	-	<input type="checkbox"/>																																																																	
		<input checked="" type="checkbox"/>																																																																	
GENERALE																																																																			
<input type="checkbox"/>	-	<input type="checkbox"/>																																																																	
		<input checked="" type="checkbox"/>																																																																	
COD.	246	VIA <b>Dei Faori</b>																																																																	
	<b>CARATT.MECCANICHE</b>	<b>POSA</b>	<b>DIMENSIONI</b>																																																																
	<table border="1"> <tr><td><input type="checkbox"/></td><td>PALO</td><td><input type="checkbox"/></td><td>CLS</td></tr> <tr><td></td><td>CILINDRICO</td><td><input checked="" type="checkbox"/></td><td>FE</td></tr> <tr><td></td><td>RASTREMATO</td><td><input type="checkbox"/></td><td>PVC</td></tr> <tr><td><input checked="" type="checkbox"/></td><td>CONICO</td><td><input type="checkbox"/></td><td>LEGNO</td></tr> </table>	<input type="checkbox"/>	PALO	<input type="checkbox"/>	CLS		CILINDRICO	<input checked="" type="checkbox"/>	FE		RASTREMATO	<input type="checkbox"/>	PVC	<input checked="" type="checkbox"/>	CONICO	<input type="checkbox"/>	LEGNO	<table border="1"> <tr><td><input checked="" type="checkbox"/></td><td>POZZ.</td><td><input type="checkbox"/></td><td>SCATOLA</td></tr> <tr><td></td><td>CLS</td><td><input type="checkbox"/></td><td>PVC</td></tr> <tr><td><input checked="" type="checkbox"/></td><td>FE</td><td><input type="checkbox"/></td><td>FE</td></tr> <tr><td></td><td>PVC</td><td><input type="checkbox"/></td><td>INCASSO</td></tr> <tr><td></td><td></td><td><input type="checkbox"/></td><td>ESTERNA</td></tr> </table>	<input checked="" type="checkbox"/>	POZZ.	<input type="checkbox"/>	SCATOLA		CLS	<input type="checkbox"/>	PVC	<input checked="" type="checkbox"/>	FE	<input type="checkbox"/>	FE		PVC	<input type="checkbox"/>	INCASSO			<input type="checkbox"/>	ESTERNA	<table border="1"> <tr><td><input type="checkbox"/></td><td>H.</td><td>9 m</td></tr> <tr><td></td><td>L.</td><td></td></tr> <tr><td></td><td>AcZn</td><td></td></tr> <tr><td><input checked="" type="checkbox"/></td><td>VERN.</td><td></td></tr> </table>	<input type="checkbox"/>	H.	9 m		L.			AcZn		<input checked="" type="checkbox"/>	VERN.																	
<input type="checkbox"/>	PALO	<input type="checkbox"/>	CLS																																																																
	CILINDRICO	<input checked="" type="checkbox"/>	FE																																																																
	RASTREMATO	<input type="checkbox"/>	PVC																																																																
<input checked="" type="checkbox"/>	CONICO	<input type="checkbox"/>	LEGNO																																																																
<input checked="" type="checkbox"/>	POZZ.	<input type="checkbox"/>	SCATOLA																																																																
	CLS	<input type="checkbox"/>	PVC																																																																
<input checked="" type="checkbox"/>	FE	<input type="checkbox"/>	FE																																																																
	PVC	<input type="checkbox"/>	INCASSO																																																																
		<input type="checkbox"/>	ESTERNA																																																																
<input type="checkbox"/>	H.	9 m																																																																	
	L.																																																																		
	AcZn																																																																		
<input checked="" type="checkbox"/>	VERN.																																																																		
<b>IDENTIFICAZIONE</b>	<b>CARATT.ELETTRICHE</b>	<b>POSIZIONE</b>	<b>CONDIZIONI</b>																																																																
<table border="1"> <tr><td colspan="2">COORD. GPS</td></tr> <tr><td>MARCA</td><td></td></tr> <tr><td>TIPO</td><td></td></tr> <tr><td>QUADRO</td><td></td></tr> </table> <p>Note: Situato interno proprietà privata testapalo</p>	COORD. GPS		MARCA		TIPO		QUADRO		<table border="1"> <tr><td><input type="checkbox"/></td><td>IP</td><td></td></tr> <tr><td></td><td>CLASSE</td><td>1</td></tr> <tr><td></td><td>CUT OFF</td><td></td></tr> <tr><td></td><td>SEMI CUT OFF</td><td><input checked="" type="checkbox"/></td></tr> <tr><td></td><td>LINEA</td><td></td></tr> <tr><td></td><td>SEZ.</td><td></td></tr> <tr><td><input checked="" type="checkbox"/></td><td>PE</td><td></td></tr> </table>	<input type="checkbox"/>	IP			CLASSE	1		CUT OFF			SEMI CUT OFF	<input checked="" type="checkbox"/>		LINEA			SEZ.		<input checked="" type="checkbox"/>	PE		<table border="1"> <tr><td><input checked="" type="checkbox"/></td><td>SEDE STRADALE</td></tr> <tr><td></td><td>BANCHINA</td></tr> <tr><td></td><td>MARCIAPIEDE</td></tr> <tr><td></td><td>ALTRO</td></tr> </table> <p>Note: manca il diffusore</p>	<input checked="" type="checkbox"/>	SEDE STRADALE		BANCHINA		MARCIAPIEDE		ALTRO	<table border="1"> <tr><td colspan="3">SOSTEGNO</td></tr> <tr><td><input type="checkbox"/></td><td>-</td><td><input type="checkbox"/></td></tr> <tr><td></td><td></td><td><input checked="" type="checkbox"/></td></tr> <tr><td colspan="3">DIFFUSORE</td></tr> <tr><td><input type="checkbox"/></td><td>-</td><td><input type="checkbox"/></td></tr> <tr><td><input checked="" type="checkbox"/></td><td></td><td></td></tr> <tr><td colspan="3">GENERALE</td></tr> <tr><td><input type="checkbox"/></td><td>-</td><td><input type="checkbox"/></td></tr> <tr><td></td><td></td><td><input checked="" type="checkbox"/></td></tr> </table>	SOSTEGNO			<input type="checkbox"/>	-	<input type="checkbox"/>			<input checked="" type="checkbox"/>	DIFFUSORE			<input type="checkbox"/>	-	<input type="checkbox"/>	<input checked="" type="checkbox"/>			GENERALE			<input type="checkbox"/>	-	<input type="checkbox"/>			<input checked="" type="checkbox"/>
COORD. GPS																																																																			
MARCA																																																																			
TIPO																																																																			
QUADRO																																																																			
<input type="checkbox"/>	IP																																																																		
	CLASSE	1																																																																	
	CUT OFF																																																																		
	SEMI CUT OFF	<input checked="" type="checkbox"/>																																																																	
	LINEA																																																																		
	SEZ.																																																																		
<input checked="" type="checkbox"/>	PE																																																																		
<input checked="" type="checkbox"/>	SEDE STRADALE																																																																		
	BANCHINA																																																																		
	MARCIAPIEDE																																																																		
	ALTRO																																																																		
SOSTEGNO																																																																			
<input type="checkbox"/>	-	<input type="checkbox"/>																																																																	
		<input checked="" type="checkbox"/>																																																																	
DIFFUSORE																																																																			
<input type="checkbox"/>	-	<input type="checkbox"/>																																																																	
<input checked="" type="checkbox"/>																																																																			
GENERALE																																																																			
<input type="checkbox"/>	-	<input type="checkbox"/>																																																																	
		<input checked="" type="checkbox"/>																																																																	




<b>00</b>	PIANO REGOLATORE DELL'ILLUMINAZIONE COMUNALE – PRIC – DEL COMUNE DI SCURELLE (TN)	<i>censimento</i>	
<b>SEZ</b>		Pag. 87 di 143	25_09_rel.doc


COD.	247	VIA		<b>Dei Faori</b>			
	<b>CARATT.MECCANICHE</b>		<b>POSA</b>		<b>DIMENSIONI</b>		
	<input type="checkbox"/> PALO	<input type="checkbox"/> CLS	<input checked="" type="checkbox"/> POZZ.	<input type="checkbox"/> SCATOLA	<input type="checkbox"/> H.	<input type="checkbox"/> 9 m	
	<input type="checkbox"/> CILINDRICO	<input checked="" type="checkbox"/> FE	<input type="checkbox"/> CLS	<input type="checkbox"/> PVC	<input type="checkbox"/> L.		
	<input type="checkbox"/> RASTREMATO	<input type="checkbox"/> PVC	<input checked="" type="checkbox"/> FE	<input type="checkbox"/> FE	<input type="checkbox"/> AcZn		
	<input checked="" type="checkbox"/> CONICO	<input type="checkbox"/> LEGNO	<input type="checkbox"/> PVC	<input type="checkbox"/> INCASSO	<input checked="" type="checkbox"/> VERN.		
				<input type="checkbox"/> ESTERNA			
<b>IDENTIFICAZIONE</b>		<b>CARATT.ELETTRICHE</b>		<b>POSIZIONE</b>		<b>CONDIZIONI</b>	
COORD. GPS		<input type="checkbox"/> IP		<input checked="" type="checkbox"/> SEDE STRADALE	SOSTEGNO		
MARCA		<input type="checkbox"/> CLASSE	<input type="checkbox"/> 1	<input type="checkbox"/> BANCHINA	<input type="checkbox"/> -	<input type="checkbox"/> ↺	
TIPO		<input type="checkbox"/> CUT OFF		<input type="checkbox"/> MARCIAPIEDE	<input checked="" type="checkbox"/>		
QUADRO		<input type="checkbox"/> SEMI CUT OFF	<input checked="" type="checkbox"/>	<input type="checkbox"/> ALTRO	DIFFUSORE		
Note: Situato interno proprietà privata Testapalo		<input type="checkbox"/> LINEA		Note: manca il diffusore Sostegno danneggiato		<input type="checkbox"/> -	<input type="checkbox"/> ↺
		<input type="checkbox"/> SEZ.			<input checked="" type="checkbox"/>		
		<input checked="" type="checkbox"/> PE			GENERALE		
					<input type="checkbox"/> -	<input type="checkbox"/> ↺	
					<input checked="" type="checkbox"/>		


COD.	248	VIA		<b>Dei Faori</b>			
	<b>CARATT.MECCANICHE</b>		<b>POSA</b>		<b>DIMENSIONI</b>		
	<input type="checkbox"/> PALO	<input type="checkbox"/> CLS	<input checked="" type="checkbox"/> POZZ.	<input type="checkbox"/> SCATOLA	<input type="checkbox"/> H.	<input type="checkbox"/> 9 m	
	<input type="checkbox"/> CILINDRICO	<input checked="" type="checkbox"/> FE	<input type="checkbox"/> CLS	<input type="checkbox"/> PVC	<input type="checkbox"/> L.		
	<input type="checkbox"/> RASTREMATO	<input type="checkbox"/> PVC	<input type="checkbox"/> FE	<input type="checkbox"/> FE	<input type="checkbox"/> AcZn		
	<input checked="" type="checkbox"/> CONICO	<input type="checkbox"/> LEGNO	<input type="checkbox"/> PVC	<input type="checkbox"/> INCASSO	<input checked="" type="checkbox"/> VERN.		
				<input type="checkbox"/> ESTERNA			
<b>IDENTIFICAZIONE</b>		<b>CARATT.ELETTRICHE</b>		<b>POSIZIONE</b>		<b>CONDIZIONI</b>	
COORD. GPS		<input type="checkbox"/> IP		<input checked="" type="checkbox"/> SEDE STRADALE	SOSTEGNO		
MARCA		<input type="checkbox"/> CLASSE	<input type="checkbox"/> 1	<input type="checkbox"/> BANCHINA	<input type="checkbox"/> -	<input type="checkbox"/> ↺	
TIPO		<input type="checkbox"/> CUT OFF		<input type="checkbox"/> MARCIAPIEDE	<input checked="" type="checkbox"/>		
QUADRO		<input type="checkbox"/> SEMI CUT OFF	<input checked="" type="checkbox"/>	<input type="checkbox"/> ALTRO	DIFFUSORE		
Note: Testapalo		<input type="checkbox"/> LINEA		Note:		<input type="checkbox"/> -	<input type="checkbox"/> ↺
		<input type="checkbox"/> SEZ.			<input checked="" type="checkbox"/>		
		<input checked="" type="checkbox"/> PE			GENERALE		
					<input type="checkbox"/> -	<input type="checkbox"/> ↺	
					<input checked="" type="checkbox"/>		

COD.	249	VIA		<b>Dei Faori</b>			
	<b>CARATT.MECCANICHE</b>		<b>POSA</b>		<b>DIMENSIONI</b>		
	<input type="checkbox"/> PALO	<input type="checkbox"/> CLS	<input checked="" type="checkbox"/> POZZ.	<input type="checkbox"/> SCATOLA	<input type="checkbox"/> H.	<input type="checkbox"/> 9 m	
	<input type="checkbox"/> CILINDRICO	<input checked="" type="checkbox"/> FE	<input checked="" type="checkbox"/> CLS	<input type="checkbox"/> PVC	<input type="checkbox"/> L.		
	<input type="checkbox"/> RASTREMATO	<input type="checkbox"/> PVC	<input type="checkbox"/> FE	<input type="checkbox"/> FE	<input type="checkbox"/> AcZn		
	<input checked="" type="checkbox"/> CONICO	<input type="checkbox"/> LEGNO	<input type="checkbox"/> PVC	<input type="checkbox"/> INCASSO	<input checked="" type="checkbox"/> VERN.		
				<input type="checkbox"/> ESTERNA			
<b>IDENTIFICAZIONE</b>		<b>CARATT.ELETTRICHE</b>		<b>POSIZIONE</b>		<b>CONDIZIONI</b>	
COORD. GPS		<input type="checkbox"/> IP		<input checked="" type="checkbox"/> SEDE STRADALE	SOSTEGNO		
MARCA		<input type="checkbox"/> CLASSE	<input type="checkbox"/> 1	<input type="checkbox"/> BANCHINA	<input type="checkbox"/> -	<input type="checkbox"/> ↺	
TIPO		<input type="checkbox"/> CUT OFF		<input type="checkbox"/> MARCIAPIEDE	<input checked="" type="checkbox"/>		
QUADRO		<input type="checkbox"/> SEMI CUT OFF	<input checked="" type="checkbox"/>	<input type="checkbox"/> ALTRO	DIFFUSORE		
Note: Testapalo		<input type="checkbox"/> LINEA		Note:		<input type="checkbox"/> -	<input type="checkbox"/> ↺
		<input type="checkbox"/> SEZ.			<input checked="" type="checkbox"/>		
		<input checked="" type="checkbox"/> PE			GENERALE		
					<input type="checkbox"/> -	<input type="checkbox"/> ↺	
					<input checked="" type="checkbox"/>		

<b>00</b>	PIANO REGOLATORE DELL'ILLUMINAZIONE COMUNALE – PRIC – DEL COMUNE DI SCURELLE (TN)	<i>censimento</i>	
<b>SEZ</b>		Pag. 88 di 143	25_09_rel.doc

COD.	250	VIA <b>Dei Faori</b>			
	<b>CARATT.MECCANICHE</b>		<b>POSA</b>		
	<input type="checkbox"/> PALO	<input type="checkbox"/> CLS	<input checked="" type="checkbox"/> POZZ.	<input type="checkbox"/> SCATOLA	
	<input type="checkbox"/> CILINDRICO	<input checked="" type="checkbox"/> FE	<input checked="" type="checkbox"/> CLS	<input type="checkbox"/> PVC	
	<input type="checkbox"/> RASTREMATO	<input type="checkbox"/> PVC	<input type="checkbox"/> FE	<input type="checkbox"/> FE	
	<input checked="" type="checkbox"/> CONICO	<input type="checkbox"/> LEGNO	<input type="checkbox"/> PVC	<input type="checkbox"/> INCASSO	
				<input type="checkbox"/> ESTERNA	
<b>IDENTIFICAZIONE</b>		<b>CARATT.ELETTRICHE</b>			
COORD. GPS		<input type="checkbox"/> IP			
		<input type="checkbox"/> CLASSE		<input type="checkbox"/> 1	
MARCA		<input type="checkbox"/> CUT OFF			
TIPO		<input type="checkbox"/> SEMI CUT OFF		<input checked="" type="checkbox"/>	
QUADRO		<input type="checkbox"/> LINEA			
Note: Testapalo		<input type="checkbox"/> SEZ.			
		<input checked="" type="checkbox"/> PE			
		<b>POSIZIONE</b>			
		<input checked="" type="checkbox"/> SEDE STRADALE			
		<input type="checkbox"/> BANCHINA			
		<input type="checkbox"/> MARCIAPIEDE			
		<input type="checkbox"/> ALTRO			
		Note:			
				<b>DIMENSIONI</b>	
				<input type="checkbox"/> H.	9 m
				<input type="checkbox"/> L.	
				<input type="checkbox"/> AcZn	
				<input checked="" type="checkbox"/> VERN.	
				<b>CONDIZIONI</b>	
				<b>SOSTEGNO</b>	
				<input type="checkbox"/> - <input type="checkbox"/>	
				<input type="checkbox"/> x	
				<b>DIFFUSORE</b>	
				<input type="checkbox"/> - <input type="checkbox"/>	
				<input type="checkbox"/> x	
				<b>GENERALE</b>	
				<input type="checkbox"/> - <input type="checkbox"/>	
				<input type="checkbox"/> x	




COD.	251	VIA <b>Dei Morni</b>			
	<b>CARATT.MECCANICHE</b>		<b>POSA</b>		
	<input type="checkbox"/> PALO	<input type="checkbox"/> CLS	<input checked="" type="checkbox"/> POZZ.	<input type="checkbox"/> SCATOLA	
	<input type="checkbox"/> CILINDRICO	<input checked="" type="checkbox"/> FE	<input type="checkbox"/> CLS	<input type="checkbox"/> PVC	
	<input type="checkbox"/> RASTREMATO	<input type="checkbox"/> PVC	<input checked="" type="checkbox"/> FE	<input type="checkbox"/> FE	
	<input checked="" type="checkbox"/> CONICO	<input type="checkbox"/> LEGNO	<input type="checkbox"/> PVC	<input type="checkbox"/> INCASSO	
				<input type="checkbox"/> ESTERNA	
<b>IDENTIFICAZIONE</b>		<b>CARATT.ELETTRICHE</b>			
COORD. GPS		<input type="checkbox"/> IP			
		<input type="checkbox"/> CLASSE		<input type="checkbox"/> 1	
MARCA		<input type="checkbox"/> CUT OFF			
TIPO		<input type="checkbox"/> SEMI CUT OFF		<input checked="" type="checkbox"/>	
QUADRO		<input type="checkbox"/> LINEA			
Note: Testapalo		<input type="checkbox"/> SEZ.			
		<input checked="" type="checkbox"/> PE			
		<b>POSIZIONE</b>			
		<input checked="" type="checkbox"/> SEDE STRADALE			
		<input type="checkbox"/> BANCHINA			
		<input type="checkbox"/> MARCIAPIEDE			
		<input type="checkbox"/> ALTRO			
		Note:			
				<b>DIMENSIONI</b>	
				<input type="checkbox"/> H.	9 m
				<input type="checkbox"/> L.	
				<input type="checkbox"/> AcZn	
				<input checked="" type="checkbox"/> VERN.	
				<b>CONDIZIONI</b>	
				<b>SOSTEGNO</b>	
				<input type="checkbox"/> - <input type="checkbox"/>	
				<input type="checkbox"/> x	
				<b>DIFFUSORE</b>	
				<input type="checkbox"/> - <input type="checkbox"/>	
				<input type="checkbox"/> x	
				<b>GENERALE</b>	
				<input type="checkbox"/> - <input type="checkbox"/>	
				<input type="checkbox"/> x	

COD.	252	VIA <b>Dei Morni</b>			
	<b>CARATT.MECCANICHE</b>		<b>POSA</b>		
	<input type="checkbox"/> PALO	<input type="checkbox"/> CLS	<input checked="" type="checkbox"/> POZZ.	<input type="checkbox"/> SCATOLA	
	<input type="checkbox"/> CILINDRICO	<input checked="" type="checkbox"/> FE	<input type="checkbox"/> CLS	<input type="checkbox"/> PVC	
	<input type="checkbox"/> RASTREMATO	<input type="checkbox"/> PVC	<input checked="" type="checkbox"/> FE	<input type="checkbox"/> FE	
	<input checked="" type="checkbox"/> CONICO	<input type="checkbox"/> LEGNO	<input type="checkbox"/> PVC	<input type="checkbox"/> INCASSO	
				<input type="checkbox"/> ESTERNA	
<b>IDENTIFICAZIONE</b>		<b>CARATT.ELETTRICHE</b>			
COORD. GPS		<input type="checkbox"/> IP			
		<input type="checkbox"/> CLASSE		<input type="checkbox"/> 1	
MARCA		<input type="checkbox"/> CUT OFF			
TIPO		<input type="checkbox"/> SEMI CUT OFF			
QUADRO		<input type="checkbox"/> LINEA			
Note: Testapalo Situato interno proprietà privata		<input type="checkbox"/> SEZ.			
		<input checked="" type="checkbox"/> PE			
		<b>POSIZIONE</b>			
		<input checked="" type="checkbox"/> SEDE STRADALE			
		<input type="checkbox"/> BANCHINA			
		<input type="checkbox"/> MARCIAPIEDE			
		<input type="checkbox"/> ALTRO			
		Note:			
				<b>DIMENSIONI</b>	
				<input type="checkbox"/> H.	9 m
				<input type="checkbox"/> L.	
				<input type="checkbox"/> AcZn	
				<input checked="" type="checkbox"/> VERN.	
				<b>CONDIZIONI</b>	
				<b>SOSTEGNO</b>	
				<input type="checkbox"/> - <input type="checkbox"/>	
				<input type="checkbox"/> x	
				<b>DIFFUSORE</b>	
				<input type="checkbox"/> - <input type="checkbox"/>	
				<input type="checkbox"/> x	
				<b>GENERALE</b>	
				<input type="checkbox"/> - <input type="checkbox"/>	
				<input type="checkbox"/> x	




<b>00</b>	PIANO REGOLATORE DELL'ILLUMINAZIONE COMUNALE – PRIC – DEL COMUNE DI SCURELLE (TN)	<i>censimento</i>	
<b>SEZ</b>		Pag. 89 di 143	25_09_rel.doc

COD.	253	VIA <b>Del Perero</b>																																													
	<b>CARATT.MECCANICHE</b>	<b>POSA</b>	<b>DIMENSIONI</b>																																												
	<table border="1"> <tr><td>PALO</td><td></td><td>CLS</td></tr> <tr><td>CILINDRICO</td><td>x</td><td>FE</td></tr> <tr><td>RASTREMATO</td><td></td><td>PVC</td></tr> <tr><td>x CONICO</td><td></td><td>LEGNO</td></tr> </table>	PALO		CLS	CILINDRICO	x	FE	RASTREMATO		PVC	x CONICO		LEGNO	<table border="1"> <tr><td>POZZ.</td><td>SCATOLA</td></tr> <tr><td>CLS</td><td>PVC</td></tr> <tr><td>FE</td><td>FE</td></tr> <tr><td>PVC</td><td>INCASSO</td></tr> <tr><td></td><td>ESTERNA</td></tr> </table>	POZZ.	SCATOLA	CLS	PVC	FE	FE	PVC	INCASSO		ESTERNA	<table border="1"> <tr><td>H.</td><td>9 m</td></tr> <tr><td>L.</td><td></td></tr> <tr><td>AcZn</td><td></td></tr> <tr><td>x VERN.</td><td></td></tr> </table>	H.	9 m	L.		AcZn		x VERN.															
PALO		CLS																																													
CILINDRICO	x	FE																																													
RASTREMATO		PVC																																													
x CONICO		LEGNO																																													
POZZ.	SCATOLA																																														
CLS	PVC																																														
FE	FE																																														
PVC	INCASSO																																														
	ESTERNA																																														
H.	9 m																																														
L.																																															
AcZn																																															
x VERN.																																															
<b>IDENTIFICAZIONE</b>	<b>CARATT.ELETTRICHE</b>	<b>POSIZIONE</b>	<b>CONDIZIONI</b>																																												
<table border="1"> <tr><td colspan="2">COORD. GPS</td></tr> <tr><td>MARCA</td><td></td></tr> <tr><td>TIPO</td><td></td></tr> <tr><td>QUADRO</td><td></td></tr> </table> <p>Note: Testapalo Situato interno proprietà privata</p>	COORD. GPS		MARCA		TIPO		QUADRO		<table border="1"> <tr><td>IP</td><td></td></tr> <tr><td>CLASSE</td><td>1</td></tr> <tr><td>CUT OFF</td><td></td></tr> <tr><td>SEMI CUT OFF</td><td>x</td></tr> <tr><td>LINEA</td><td></td></tr> <tr><td>SEZ.</td><td></td></tr> <tr><td>x PE</td><td></td></tr> </table>	IP		CLASSE	1	CUT OFF		SEMI CUT OFF	x	LINEA		SEZ.		x PE		<table border="1"> <tr><td>x SEDE STRADALE</td></tr> <tr><td>BANCHINA</td></tr> <tr><td>MARCIAPIEDE</td></tr> <tr><td>ALTRO</td></tr> </table> <p>Note:</p>	x SEDE STRADALE	BANCHINA	MARCIAPIEDE	ALTRO	<table border="1"> <tr><td colspan="2">SOSTEGNO</td></tr> <tr><td>☐</td><td>- ☐</td></tr> <tr><td></td><td>x</td></tr> <tr><td colspan="2">DIFFUSORE</td></tr> <tr><td>☐</td><td>- ☐</td></tr> <tr><td></td><td>x</td></tr> <tr><td colspan="2">GENERALE</td></tr> <tr><td>☐</td><td>- ☐</td></tr> <tr><td></td><td>x</td></tr> </table>	SOSTEGNO		☐	- ☐		x	DIFFUSORE		☐	- ☐		x	GENERALE		☐	- ☐		x
COORD. GPS																																															
MARCA																																															
TIPO																																															
QUADRO																																															
IP																																															
CLASSE	1																																														
CUT OFF																																															
SEMI CUT OFF	x																																														
LINEA																																															
SEZ.																																															
x PE																																															
x SEDE STRADALE																																															
BANCHINA																																															
MARCIAPIEDE																																															
ALTRO																																															
SOSTEGNO																																															
☐	- ☐																																														
	x																																														
DIFFUSORE																																															
☐	- ☐																																														
	x																																														
GENERALE																																															
☐	- ☐																																														
	x																																														
COD.	254	VIA <b>Dei Morni</b>																																													
	<b>CARATT.MECCANICHE</b>	<b>POSA</b>	<b>DIMENSIONI</b>																																												
	<table border="1"> <tr><td>PALO</td><td></td><td>CLS</td></tr> <tr><td>CILINDRICO</td><td>x</td><td>FE</td></tr> <tr><td>x RASTREMATO</td><td></td><td>PVC</td></tr> <tr><td>CONICO</td><td></td><td>LEGNO</td></tr> </table>	PALO		CLS	CILINDRICO	x	FE	x RASTREMATO		PVC	CONICO		LEGNO	<table border="1"> <tr><td>x POZZ.</td><td>SCATOLA</td></tr> <tr><td>CLS</td><td>PVC</td></tr> <tr><td>x FE</td><td>FE</td></tr> <tr><td>PVC</td><td>INCASSO</td></tr> <tr><td></td><td>ESTERNA</td></tr> </table>	x POZZ.	SCATOLA	CLS	PVC	x FE	FE	PVC	INCASSO		ESTERNA	<table border="1"> <tr><td>H.</td><td>9 m</td></tr> <tr><td>L.</td><td></td></tr> <tr><td>AcZn</td><td></td></tr> <tr><td>x VERN.</td><td>n</td></tr> </table>	H.	9 m	L.		AcZn		x VERN.	n														
PALO		CLS																																													
CILINDRICO	x	FE																																													
x RASTREMATO		PVC																																													
CONICO		LEGNO																																													
x POZZ.	SCATOLA																																														
CLS	PVC																																														
x FE	FE																																														
PVC	INCASSO																																														
	ESTERNA																																														
H.	9 m																																														
L.																																															
AcZn																																															
x VERN.	n																																														
<b>IDENTIFICAZIONE</b>	<b>CARATT.ELETTRICHE</b>	<b>POSIZIONE</b>	<b>CONDIZIONI</b>																																												
<table border="1"> <tr><td colspan="2">COORD. GPS</td></tr> <tr><td>MARCA</td><td></td></tr> <tr><td>TIPO</td><td></td></tr> <tr><td>QUADRO</td><td></td></tr> </table> <p>Note:</p>	COORD. GPS		MARCA		TIPO		QUADRO		<table border="1"> <tr><td>IP</td><td></td></tr> <tr><td>CLASSE</td><td>1</td></tr> <tr><td>CUT OFF</td><td></td></tr> <tr><td>SEMI CUT OFF</td><td>x</td></tr> <tr><td>LINEA</td><td></td></tr> <tr><td>SEZ.</td><td></td></tr> <tr><td>x PE</td><td></td></tr> </table>	IP		CLASSE	1	CUT OFF		SEMI CUT OFF	x	LINEA		SEZ.		x PE		<table border="1"> <tr><td>x SEDE STRADALE</td></tr> <tr><td>BANCHINA</td></tr> <tr><td>MARCIAPIEDE</td></tr> <tr><td>ALTRO</td></tr> </table> <p>Note:</p>	x SEDE STRADALE	BANCHINA	MARCIAPIEDE	ALTRO	<table border="1"> <tr><td colspan="2">SOSTEGNO</td></tr> <tr><td>☐</td><td>- ☐</td></tr> <tr><td></td><td>x</td></tr> <tr><td colspan="2">DIFFUSORE</td></tr> <tr><td>☐</td><td>- ☐</td></tr> <tr><td></td><td>x</td></tr> <tr><td colspan="2">GENERALE</td></tr> <tr><td>☐</td><td>- ☐</td></tr> <tr><td></td><td>x</td></tr> </table>	SOSTEGNO		☐	- ☐		x	DIFFUSORE		☐	- ☐		x	GENERALE		☐	- ☐		x
COORD. GPS																																															
MARCA																																															
TIPO																																															
QUADRO																																															
IP																																															
CLASSE	1																																														
CUT OFF																																															
SEMI CUT OFF	x																																														
LINEA																																															
SEZ.																																															
x PE																																															
x SEDE STRADALE																																															
BANCHINA																																															
MARCIAPIEDE																																															
ALTRO																																															
SOSTEGNO																																															
☐	- ☐																																														
	x																																														
DIFFUSORE																																															
☐	- ☐																																														
	x																																														
GENERALE																																															
☐	- ☐																																														
	x																																														
COD.	255	VIA <b>Dei Morni</b>																																													
	<b>CARATT.MECCANICHE</b>	<b>POSA</b>	<b>DIMENSIONI</b>																																												
	<table border="1"> <tr><td>PALO</td><td></td><td>CLS</td></tr> <tr><td>CILINDRICO</td><td>x</td><td>FE</td></tr> <tr><td>x RASTREMATO</td><td></td><td>PVC</td></tr> <tr><td>CONICO</td><td></td><td>LEGNO</td></tr> </table>	PALO		CLS	CILINDRICO	x	FE	x RASTREMATO		PVC	CONICO		LEGNO	<table border="1"> <tr><td>x POZZ.</td><td>SCATOLA</td></tr> <tr><td>CLS</td><td>PVC</td></tr> <tr><td>x FE</td><td>FE</td></tr> <tr><td>PVC</td><td>INCASSO</td></tr> <tr><td></td><td>ESTERNA</td></tr> </table>	x POZZ.	SCATOLA	CLS	PVC	x FE	FE	PVC	INCASSO		ESTERNA	<table border="1"> <tr><td>H.</td><td>9 m</td></tr> <tr><td>L.</td><td></td></tr> <tr><td>AcZn</td><td></td></tr> <tr><td>x VERN.</td><td>n</td></tr> </table>	H.	9 m	L.		AcZn		x VERN.	n														
PALO		CLS																																													
CILINDRICO	x	FE																																													
x RASTREMATO		PVC																																													
CONICO		LEGNO																																													
x POZZ.	SCATOLA																																														
CLS	PVC																																														
x FE	FE																																														
PVC	INCASSO																																														
	ESTERNA																																														
H.	9 m																																														
L.																																															
AcZn																																															
x VERN.	n																																														
<b>IDENTIFICAZIONE</b>	<b>CARATT.ELETTRICHE</b>	<b>POSIZIONE</b>	<b>CONDIZIONI</b>																																												
<table border="1"> <tr><td colspan="2">COORD. GPS</td></tr> <tr><td>MARCA</td><td></td></tr> <tr><td>TIPO</td><td></td></tr> <tr><td>QUADRO</td><td></td></tr> </table> <p>Note:</p>	COORD. GPS		MARCA		TIPO		QUADRO		<table border="1"> <tr><td>IP</td><td></td></tr> <tr><td>CLASSE</td><td>1</td></tr> <tr><td>CUT OFF</td><td></td></tr> <tr><td>SEMI CUT OFF</td><td>x</td></tr> <tr><td>LINEA</td><td></td></tr> <tr><td>SEZ.</td><td></td></tr> <tr><td>x PE</td><td></td></tr> </table>	IP		CLASSE	1	CUT OFF		SEMI CUT OFF	x	LINEA		SEZ.		x PE		<table border="1"> <tr><td>x SEDE STRADALE</td></tr> <tr><td>BANCHINA</td></tr> <tr><td>MARCIAPIEDE</td></tr> <tr><td>ALTRO</td></tr> </table> <p>Note:</p>	x SEDE STRADALE	BANCHINA	MARCIAPIEDE	ALTRO	<table border="1"> <tr><td colspan="2">SOSTEGNO</td></tr> <tr><td>☐</td><td>- ☐</td></tr> <tr><td></td><td>x</td></tr> <tr><td colspan="2">DIFFUSORE</td></tr> <tr><td>☐</td><td>- ☐</td></tr> <tr><td></td><td>x</td></tr> <tr><td colspan="2">GENERALE</td></tr> <tr><td>☐</td><td>- ☐</td></tr> <tr><td></td><td>x</td></tr> </table>	SOSTEGNO		☐	- ☐		x	DIFFUSORE		☐	- ☐		x	GENERALE		☐	- ☐		x
COORD. GPS																																															
MARCA																																															
TIPO																																															
QUADRO																																															
IP																																															
CLASSE	1																																														
CUT OFF																																															
SEMI CUT OFF	x																																														
LINEA																																															
SEZ.																																															
x PE																																															
x SEDE STRADALE																																															
BANCHINA																																															
MARCIAPIEDE																																															
ALTRO																																															
SOSTEGNO																																															
☐	- ☐																																														
	x																																														
DIFFUSORE																																															
☐	- ☐																																														
	x																																														
GENERALE																																															
☐	- ☐																																														
	x																																														


<b>00</b>	PIANO REGOLATORE DELL'ILLUMINAZIONE COMUNALE – PRIC – DEL COMUNE DI SCURELLE (TN)	<i>censimento</i>	
<b>SEZ</b>		Pag. 90 di 143	25_09_rel.doc

COD.	256	VIA <b>Dei Morni</b>																																																																			
	<table border="1"> <tr><td colspan="2"><b>CARATT.MECCANICHE</b></td></tr> <tr><td><input type="checkbox"/> PALO</td><td>CLS</td></tr> <tr><td><input type="checkbox"/> CILINDRICO</td><td><input checked="" type="checkbox"/> FE</td></tr> <tr><td><input checked="" type="checkbox"/> RASTREMATO</td><td>PVC</td></tr> <tr><td><input type="checkbox"/> CONICO</td><td>LEGNO</td></tr> </table>	<b>CARATT.MECCANICHE</b>		<input type="checkbox"/> PALO	CLS	<input type="checkbox"/> CILINDRICO	<input checked="" type="checkbox"/> FE	<input checked="" type="checkbox"/> RASTREMATO	PVC	<input type="checkbox"/> CONICO	LEGNO	<table border="1"> <tr><td colspan="2"><b>POSA</b></td></tr> <tr><td><input checked="" type="checkbox"/> POZZ.</td><td>SCATOLA</td></tr> <tr><td><input type="checkbox"/> CLS</td><td>PVC</td></tr> <tr><td><input checked="" type="checkbox"/> FE</td><td>FE</td></tr> <tr><td><input type="checkbox"/> PVC</td><td>INCASSO</td></tr> <tr><td><input type="checkbox"/></td><td>ESTERNA</td></tr> </table>	<b>POSA</b>		<input checked="" type="checkbox"/> POZZ.	SCATOLA	<input type="checkbox"/> CLS	PVC	<input checked="" type="checkbox"/> FE	FE	<input type="checkbox"/> PVC	INCASSO	<input type="checkbox"/>	ESTERNA	<table border="1"> <tr><td colspan="3"><b>DIMENSIONI</b></td></tr> <tr><td>H.</td><td></td><td>9 m</td></tr> <tr><td>L.</td><td></td><td></td></tr> <tr><td>AcZn</td><td></td><td></td></tr> <tr><td><input checked="" type="checkbox"/> VERN.</td><td>n</td><td></td></tr> </table>	<b>DIMENSIONI</b>			H.		9 m	L.			AcZn			<input checked="" type="checkbox"/> VERN.	n																														
<b>CARATT.MECCANICHE</b>																																																																					
<input type="checkbox"/> PALO	CLS																																																																				
<input type="checkbox"/> CILINDRICO	<input checked="" type="checkbox"/> FE																																																																				
<input checked="" type="checkbox"/> RASTREMATO	PVC																																																																				
<input type="checkbox"/> CONICO	LEGNO																																																																				
<b>POSA</b>																																																																					
<input checked="" type="checkbox"/> POZZ.	SCATOLA																																																																				
<input type="checkbox"/> CLS	PVC																																																																				
<input checked="" type="checkbox"/> FE	FE																																																																				
<input type="checkbox"/> PVC	INCASSO																																																																				
<input type="checkbox"/>	ESTERNA																																																																				
<b>DIMENSIONI</b>																																																																					
H.		9 m																																																																			
L.																																																																					
AcZn																																																																					
<input checked="" type="checkbox"/> VERN.	n																																																																				
<table border="1"> <tr><td colspan="2"><b>IDENTIFICAZIONE</b></td></tr> <tr><td colspan="2">COORD. GPS</td></tr> <tr><td>MARCA</td><td></td></tr> <tr><td>TIPO</td><td></td></tr> <tr><td>QUADRO</td><td></td></tr> </table> <p>Note:</p>	<b>IDENTIFICAZIONE</b>		COORD. GPS		MARCA		TIPO		QUADRO		<table border="1"> <tr><td colspan="2"><b>CARATT.ELETTRICHE</b></td></tr> <tr><td><input type="checkbox"/> IP</td><td></td></tr> <tr><td>CLASSE</td><td>1</td></tr> <tr><td>CUT OFF</td><td></td></tr> <tr><td>SEMI CUT OFF</td><td><input checked="" type="checkbox"/></td></tr> <tr><td>LINEA</td><td></td></tr> <tr><td>SEZ.</td><td></td></tr> <tr><td><input checked="" type="checkbox"/> PE</td><td></td></tr> </table>	<b>CARATT.ELETTRICHE</b>		<input type="checkbox"/> IP		CLASSE	1	CUT OFF		SEMI CUT OFF	<input checked="" type="checkbox"/>	LINEA		SEZ.		<input checked="" type="checkbox"/> PE		<table border="1"> <tr><td colspan="2"><b>POSIZIONE</b></td></tr> <tr><td><input checked="" type="checkbox"/> SEDE STRADALE</td><td></td></tr> <tr><td><input type="checkbox"/> BANCHINA</td><td></td></tr> <tr><td><input type="checkbox"/> MARCIAPIEDE</td><td></td></tr> <tr><td><input type="checkbox"/> ALTRO</td><td></td></tr> </table> <p>Note:</p>	<b>POSIZIONE</b>		<input checked="" type="checkbox"/> SEDE STRADALE		<input type="checkbox"/> BANCHINA		<input type="checkbox"/> MARCIAPIEDE		<input type="checkbox"/> ALTRO		<table border="1"> <tr><td colspan="3"><b>CONDIZIONI</b></td></tr> <tr><td colspan="3"><b>SOSTEGNO</b></td></tr> <tr><td><input type="checkbox"/></td><td>-</td><td><input type="checkbox"/></td></tr> <tr><td></td><td></td><td><input checked="" type="checkbox"/></td></tr> <tr><td colspan="3"><b>DIFFUSORE</b></td></tr> <tr><td><input type="checkbox"/></td><td>-</td><td><input type="checkbox"/></td></tr> <tr><td></td><td></td><td><input checked="" type="checkbox"/></td></tr> <tr><td colspan="3"><b>GENERALE</b></td></tr> <tr><td><input type="checkbox"/></td><td>-</td><td><input type="checkbox"/></td></tr> <tr><td></td><td></td><td><input checked="" type="checkbox"/></td></tr> </table>	<b>CONDIZIONI</b>			<b>SOSTEGNO</b>			<input type="checkbox"/>	-	<input type="checkbox"/>			<input checked="" type="checkbox"/>	<b>DIFFUSORE</b>			<input type="checkbox"/>	-	<input type="checkbox"/>			<input checked="" type="checkbox"/>	<b>GENERALE</b>			<input type="checkbox"/>	-	<input type="checkbox"/>			<input checked="" type="checkbox"/>
<b>IDENTIFICAZIONE</b>																																																																					
COORD. GPS																																																																					
MARCA																																																																					
TIPO																																																																					
QUADRO																																																																					
<b>CARATT.ELETTRICHE</b>																																																																					
<input type="checkbox"/> IP																																																																					
CLASSE	1																																																																				
CUT OFF																																																																					
SEMI CUT OFF	<input checked="" type="checkbox"/>																																																																				
LINEA																																																																					
SEZ.																																																																					
<input checked="" type="checkbox"/> PE																																																																					
<b>POSIZIONE</b>																																																																					
<input checked="" type="checkbox"/> SEDE STRADALE																																																																					
<input type="checkbox"/> BANCHINA																																																																					
<input type="checkbox"/> MARCIAPIEDE																																																																					
<input type="checkbox"/> ALTRO																																																																					
<b>CONDIZIONI</b>																																																																					
<b>SOSTEGNO</b>																																																																					
<input type="checkbox"/>	-	<input type="checkbox"/>																																																																			
		<input checked="" type="checkbox"/>																																																																			
<b>DIFFUSORE</b>																																																																					
<input type="checkbox"/>	-	<input type="checkbox"/>																																																																			
		<input checked="" type="checkbox"/>																																																																			
<b>GENERALE</b>																																																																					
<input type="checkbox"/>	-	<input type="checkbox"/>																																																																			
		<input checked="" type="checkbox"/>																																																																			
COD.	257	VIA <b>Dei Morni</b>																																																																			
	<table border="1"> <tr><td colspan="2"><b>CARATT.MECCANICHE</b></td></tr> <tr><td><input type="checkbox"/> PALO</td><td>CLS</td></tr> <tr><td><input type="checkbox"/> CILINDRICO</td><td><input checked="" type="checkbox"/> FE</td></tr> <tr><td><input checked="" type="checkbox"/> RASTREMATO</td><td>PVC</td></tr> <tr><td><input type="checkbox"/> CONICO</td><td>LEGNO</td></tr> </table>	<b>CARATT.MECCANICHE</b>		<input type="checkbox"/> PALO	CLS	<input type="checkbox"/> CILINDRICO	<input checked="" type="checkbox"/> FE	<input checked="" type="checkbox"/> RASTREMATO	PVC	<input type="checkbox"/> CONICO	LEGNO	<table border="1"> <tr><td colspan="2"><b>POSA</b></td></tr> <tr><td><input checked="" type="checkbox"/> POZZ.</td><td>SCATOLA</td></tr> <tr><td><input type="checkbox"/> CLS</td><td>PVC</td></tr> <tr><td><input checked="" type="checkbox"/> FE</td><td>FE</td></tr> <tr><td><input type="checkbox"/> PVC</td><td>INCASSO</td></tr> <tr><td><input type="checkbox"/></td><td>ESTERNA</td></tr> </table>	<b>POSA</b>		<input checked="" type="checkbox"/> POZZ.	SCATOLA	<input type="checkbox"/> CLS	PVC	<input checked="" type="checkbox"/> FE	FE	<input type="checkbox"/> PVC	INCASSO	<input type="checkbox"/>	ESTERNA	<table border="1"> <tr><td colspan="3"><b>DIMENSIONI</b></td></tr> <tr><td>H.</td><td></td><td>9 m</td></tr> <tr><td>L.</td><td></td><td></td></tr> <tr><td>AcZn</td><td></td><td></td></tr> <tr><td><input checked="" type="checkbox"/> VERN.</td><td>n</td><td></td></tr> </table>	<b>DIMENSIONI</b>			H.		9 m	L.			AcZn			<input checked="" type="checkbox"/> VERN.	n																														
<b>CARATT.MECCANICHE</b>																																																																					
<input type="checkbox"/> PALO	CLS																																																																				
<input type="checkbox"/> CILINDRICO	<input checked="" type="checkbox"/> FE																																																																				
<input checked="" type="checkbox"/> RASTREMATO	PVC																																																																				
<input type="checkbox"/> CONICO	LEGNO																																																																				
<b>POSA</b>																																																																					
<input checked="" type="checkbox"/> POZZ.	SCATOLA																																																																				
<input type="checkbox"/> CLS	PVC																																																																				
<input checked="" type="checkbox"/> FE	FE																																																																				
<input type="checkbox"/> PVC	INCASSO																																																																				
<input type="checkbox"/>	ESTERNA																																																																				
<b>DIMENSIONI</b>																																																																					
H.		9 m																																																																			
L.																																																																					
AcZn																																																																					
<input checked="" type="checkbox"/> VERN.	n																																																																				
<table border="1"> <tr><td colspan="2"><b>IDENTIFICAZIONE</b></td></tr> <tr><td colspan="2">COORD. GPS</td></tr> <tr><td>MARCA</td><td></td></tr> <tr><td>TIPO</td><td></td></tr> <tr><td>QUADRO</td><td></td></tr> </table> <p>Note:</p>	<b>IDENTIFICAZIONE</b>		COORD. GPS		MARCA		TIPO		QUADRO		<table border="1"> <tr><td colspan="2"><b>CARATT.ELETTRICHE</b></td></tr> <tr><td><input type="checkbox"/> IP</td><td></td></tr> <tr><td>CLASSE</td><td>1</td></tr> <tr><td>CUT OFF</td><td></td></tr> <tr><td>SEMI CUT OFF</td><td><input checked="" type="checkbox"/></td></tr> <tr><td>LINEA</td><td></td></tr> <tr><td>SEZ.</td><td></td></tr> <tr><td><input checked="" type="checkbox"/> PE</td><td></td></tr> </table>	<b>CARATT.ELETTRICHE</b>		<input type="checkbox"/> IP		CLASSE	1	CUT OFF		SEMI CUT OFF	<input checked="" type="checkbox"/>	LINEA		SEZ.		<input checked="" type="checkbox"/> PE		<table border="1"> <tr><td colspan="2"><b>POSIZIONE</b></td></tr> <tr><td><input checked="" type="checkbox"/> SEDE STRADALE</td><td></td></tr> <tr><td><input type="checkbox"/> BANCHINA</td><td></td></tr> <tr><td><input type="checkbox"/> MARCIAPIEDE</td><td></td></tr> <tr><td><input type="checkbox"/> ALTRO</td><td></td></tr> </table> <p>Note:</p>	<b>POSIZIONE</b>		<input checked="" type="checkbox"/> SEDE STRADALE		<input type="checkbox"/> BANCHINA		<input type="checkbox"/> MARCIAPIEDE		<input type="checkbox"/> ALTRO		<table border="1"> <tr><td colspan="3"><b>CONDIZIONI</b></td></tr> <tr><td colspan="3"><b>SOSTEGNO</b></td></tr> <tr><td><input type="checkbox"/></td><td>-</td><td><input type="checkbox"/></td></tr> <tr><td></td><td></td><td><input checked="" type="checkbox"/></td></tr> <tr><td colspan="3"><b>DIFFUSORE</b></td></tr> <tr><td><input type="checkbox"/></td><td>-</td><td><input type="checkbox"/></td></tr> <tr><td></td><td></td><td><input checked="" type="checkbox"/></td></tr> <tr><td colspan="3"><b>GENERALE</b></td></tr> <tr><td><input type="checkbox"/></td><td>-</td><td><input type="checkbox"/></td></tr> <tr><td></td><td></td><td><input checked="" type="checkbox"/></td></tr> </table>	<b>CONDIZIONI</b>			<b>SOSTEGNO</b>			<input type="checkbox"/>	-	<input type="checkbox"/>			<input checked="" type="checkbox"/>	<b>DIFFUSORE</b>			<input type="checkbox"/>	-	<input type="checkbox"/>			<input checked="" type="checkbox"/>	<b>GENERALE</b>			<input type="checkbox"/>	-	<input type="checkbox"/>			<input checked="" type="checkbox"/>
<b>IDENTIFICAZIONE</b>																																																																					
COORD. GPS																																																																					
MARCA																																																																					
TIPO																																																																					
QUADRO																																																																					
<b>CARATT.ELETTRICHE</b>																																																																					
<input type="checkbox"/> IP																																																																					
CLASSE	1																																																																				
CUT OFF																																																																					
SEMI CUT OFF	<input checked="" type="checkbox"/>																																																																				
LINEA																																																																					
SEZ.																																																																					
<input checked="" type="checkbox"/> PE																																																																					
<b>POSIZIONE</b>																																																																					
<input checked="" type="checkbox"/> SEDE STRADALE																																																																					
<input type="checkbox"/> BANCHINA																																																																					
<input type="checkbox"/> MARCIAPIEDE																																																																					
<input type="checkbox"/> ALTRO																																																																					
<b>CONDIZIONI</b>																																																																					
<b>SOSTEGNO</b>																																																																					
<input type="checkbox"/>	-	<input type="checkbox"/>																																																																			
		<input checked="" type="checkbox"/>																																																																			
<b>DIFFUSORE</b>																																																																					
<input type="checkbox"/>	-	<input type="checkbox"/>																																																																			
		<input checked="" type="checkbox"/>																																																																			
<b>GENERALE</b>																																																																					
<input type="checkbox"/>	-	<input type="checkbox"/>																																																																			
		<input checked="" type="checkbox"/>																																																																			
COD.	258	VIA <b>Strada delle Pianezze</b>																																																																			
	<table border="1"> <tr><td colspan="2"><b>CARATT.MECCANICHE</b></td></tr> <tr><td><input type="checkbox"/> PALO</td><td>CLS</td></tr> <tr><td><input type="checkbox"/> CILINDRICO</td><td><input checked="" type="checkbox"/> FE</td></tr> <tr><td><input type="checkbox"/> RASTREMATO</td><td>PVC</td></tr> <tr><td><input checked="" type="checkbox"/> CONICO</td><td>LEGNO</td></tr> </table>	<b>CARATT.MECCANICHE</b>		<input type="checkbox"/> PALO	CLS	<input type="checkbox"/> CILINDRICO	<input checked="" type="checkbox"/> FE	<input type="checkbox"/> RASTREMATO	PVC	<input checked="" type="checkbox"/> CONICO	LEGNO	<table border="1"> <tr><td colspan="2"><b>POSA</b></td></tr> <tr><td><input checked="" type="checkbox"/> POZZ.</td><td>SCATOLA</td></tr> <tr><td><input type="checkbox"/> CLS</td><td>PVC</td></tr> <tr><td><input checked="" type="checkbox"/> FE</td><td>FE</td></tr> <tr><td><input type="checkbox"/> PVC</td><td>INCASSO</td></tr> <tr><td><input type="checkbox"/></td><td>ESTERNA</td></tr> </table>	<b>POSA</b>		<input checked="" type="checkbox"/> POZZ.	SCATOLA	<input type="checkbox"/> CLS	PVC	<input checked="" type="checkbox"/> FE	FE	<input type="checkbox"/> PVC	INCASSO	<input type="checkbox"/>	ESTERNA	<table border="1"> <tr><td colspan="3"><b>DIMENSIONI</b></td></tr> <tr><td>H.</td><td></td><td>9 m</td></tr> <tr><td>L.</td><td></td><td></td></tr> <tr><td>AcZn</td><td></td><td></td></tr> <tr><td><input checked="" type="checkbox"/> VERN.</td><td></td><td></td></tr> </table>	<b>DIMENSIONI</b>			H.		9 m	L.			AcZn			<input checked="" type="checkbox"/> VERN.																															
<b>CARATT.MECCANICHE</b>																																																																					
<input type="checkbox"/> PALO	CLS																																																																				
<input type="checkbox"/> CILINDRICO	<input checked="" type="checkbox"/> FE																																																																				
<input type="checkbox"/> RASTREMATO	PVC																																																																				
<input checked="" type="checkbox"/> CONICO	LEGNO																																																																				
<b>POSA</b>																																																																					
<input checked="" type="checkbox"/> POZZ.	SCATOLA																																																																				
<input type="checkbox"/> CLS	PVC																																																																				
<input checked="" type="checkbox"/> FE	FE																																																																				
<input type="checkbox"/> PVC	INCASSO																																																																				
<input type="checkbox"/>	ESTERNA																																																																				
<b>DIMENSIONI</b>																																																																					
H.		9 m																																																																			
L.																																																																					
AcZn																																																																					
<input checked="" type="checkbox"/> VERN.																																																																					
<table border="1"> <tr><td colspan="2"><b>IDENTIFICAZIONE</b></td></tr> <tr><td colspan="2">COORD. GPS</td></tr> <tr><td>MARCA</td><td></td></tr> <tr><td>TIPO</td><td></td></tr> <tr><td>QUADRO</td><td></td></tr> </table> <p>Note: Testapalo staffe</p>	<b>IDENTIFICAZIONE</b>		COORD. GPS		MARCA		TIPO		QUADRO		<table border="1"> <tr><td colspan="2"><b>CARATT.ELETTRICHE</b></td></tr> <tr><td><input type="checkbox"/> IP</td><td></td></tr> <tr><td>CLASSE</td><td>1</td></tr> <tr><td>CUT OFF</td><td></td></tr> <tr><td>SEMI CUT OFF</td><td><input checked="" type="checkbox"/></td></tr> <tr><td>LINEA</td><td></td></tr> <tr><td>SEZ.</td><td></td></tr> <tr><td><input checked="" type="checkbox"/> PE</td><td></td></tr> </table>	<b>CARATT.ELETTRICHE</b>		<input type="checkbox"/> IP		CLASSE	1	CUT OFF		SEMI CUT OFF	<input checked="" type="checkbox"/>	LINEA		SEZ.		<input checked="" type="checkbox"/> PE		<table border="1"> <tr><td colspan="2"><b>POSIZIONE</b></td></tr> <tr><td><input checked="" type="checkbox"/> SEDE STRADALE</td><td></td></tr> <tr><td><input type="checkbox"/> BANCHINA</td><td></td></tr> <tr><td><input type="checkbox"/> MARCIAPIEDE</td><td></td></tr> <tr><td><input type="checkbox"/> ALTRO</td><td></td></tr> </table> <p>Note:</p>	<b>POSIZIONE</b>		<input checked="" type="checkbox"/> SEDE STRADALE		<input type="checkbox"/> BANCHINA		<input type="checkbox"/> MARCIAPIEDE		<input type="checkbox"/> ALTRO		<table border="1"> <tr><td colspan="3"><b>CONDIZIONI</b></td></tr> <tr><td colspan="3"><b>SOSTEGNO</b></td></tr> <tr><td><input type="checkbox"/></td><td>-</td><td><input type="checkbox"/></td></tr> <tr><td></td><td></td><td><input checked="" type="checkbox"/></td></tr> <tr><td colspan="3"><b>DIFFUSORE</b></td></tr> <tr><td><input type="checkbox"/></td><td>-</td><td><input type="checkbox"/></td></tr> <tr><td></td><td></td><td><input checked="" type="checkbox"/></td></tr> <tr><td colspan="3"><b>GENERALE</b></td></tr> <tr><td><input type="checkbox"/></td><td>-</td><td><input type="checkbox"/></td></tr> <tr><td></td><td></td><td><input checked="" type="checkbox"/></td></tr> </table>	<b>CONDIZIONI</b>			<b>SOSTEGNO</b>			<input type="checkbox"/>	-	<input type="checkbox"/>			<input checked="" type="checkbox"/>	<b>DIFFUSORE</b>			<input type="checkbox"/>	-	<input type="checkbox"/>			<input checked="" type="checkbox"/>	<b>GENERALE</b>			<input type="checkbox"/>	-	<input type="checkbox"/>			<input checked="" type="checkbox"/>
<b>IDENTIFICAZIONE</b>																																																																					
COORD. GPS																																																																					
MARCA																																																																					
TIPO																																																																					
QUADRO																																																																					
<b>CARATT.ELETTRICHE</b>																																																																					
<input type="checkbox"/> IP																																																																					
CLASSE	1																																																																				
CUT OFF																																																																					
SEMI CUT OFF	<input checked="" type="checkbox"/>																																																																				
LINEA																																																																					
SEZ.																																																																					
<input checked="" type="checkbox"/> PE																																																																					
<b>POSIZIONE</b>																																																																					
<input checked="" type="checkbox"/> SEDE STRADALE																																																																					
<input type="checkbox"/> BANCHINA																																																																					
<input type="checkbox"/> MARCIAPIEDE																																																																					
<input type="checkbox"/> ALTRO																																																																					
<b>CONDIZIONI</b>																																																																					
<b>SOSTEGNO</b>																																																																					
<input type="checkbox"/>	-	<input type="checkbox"/>																																																																			
		<input checked="" type="checkbox"/>																																																																			
<b>DIFFUSORE</b>																																																																					
<input type="checkbox"/>	-	<input type="checkbox"/>																																																																			
		<input checked="" type="checkbox"/>																																																																			
<b>GENERALE</b>																																																																					
<input type="checkbox"/>	-	<input type="checkbox"/>																																																																			
		<input checked="" type="checkbox"/>																																																																			

<b>00</b>	PIANO REGOLATORE DELL'ILLUMINAZIONE COMUNALE – PRIC – DEL COMUNE DI SCURELLE (TN)	<i>censimento</i>	
<b>SEZ</b>		Pag. 91 di 143	25_09_rel.doc

COD.	259	VIA <b>Strada delle Pianezze</b>																																																						
	<b>CARATT.MECCANICHE</b>	<b>POSA</b>	<b>DIMENSIONI</b>																																																					
	<table border="1"> <tr><td>PALO</td><td></td><td>CLS</td></tr> <tr><td>CILINDRICO</td><td>x</td><td>FE</td></tr> <tr><td>RASTREMATO</td><td></td><td>PVC</td></tr> <tr><td>x CONICO</td><td></td><td>LEGNO</td></tr> </table>	PALO		CLS	CILINDRICO	x	FE	RASTREMATO		PVC	x CONICO		LEGNO	<table border="1"> <tr><td>x POZZ.</td><td>SCATOLA</td></tr> <tr><td>CLS</td><td>PVC</td></tr> <tr><td>x FE</td><td>FE</td></tr> <tr><td>PVC</td><td>INCASSO</td></tr> <tr><td></td><td>ESTERNA</td></tr> </table>	x POZZ.	SCATOLA	CLS	PVC	x FE	FE	PVC	INCASSO		ESTERNA	<table border="1"> <tr><td>H.</td><td>9 m</td></tr> <tr><td>L.</td><td></td></tr> <tr><td>AcZn</td><td></td></tr> <tr><td>x VERN.</td><td></td></tr> </table>	H.	9 m	L.		AcZn		x VERN.																								
PALO		CLS																																																						
CILINDRICO	x	FE																																																						
RASTREMATO		PVC																																																						
x CONICO		LEGNO																																																						
x POZZ.	SCATOLA																																																							
CLS	PVC																																																							
x FE	FE																																																							
PVC	INCASSO																																																							
	ESTERNA																																																							
H.	9 m																																																							
L.																																																								
AcZn																																																								
x VERN.																																																								
<b>IDENTIFICAZIONE</b>	<b>CARATT.ELETTRICHE</b>	<b>POSIZIONE</b>	<b>CONDIZIONI</b>																																																					
<table border="1"> <tr><td colspan="2">COORD. GPS</td></tr> <tr><td>MARCA</td><td></td></tr> <tr><td>TIPO</td><td></td></tr> <tr><td>QUADRO</td><td></td></tr> </table> <p>Note: Testapalo staffe</p>	COORD. GPS		MARCA		TIPO		QUADRO		<table border="1"> <tr><td>IP</td><td></td></tr> <tr><td>CLASSE</td><td>1</td></tr> <tr><td>CUT OFF</td><td></td></tr> <tr><td>SEMI CUT OFF</td><td>x</td></tr> <tr><td>LINEA</td><td></td></tr> <tr><td>SEZ.</td><td></td></tr> <tr><td>x PE</td><td></td></tr> </table>	IP		CLASSE	1	CUT OFF		SEMI CUT OFF	x	LINEA		SEZ.		x PE		<table border="1"> <tr><td>x SEDE STRADALE</td></tr> <tr><td>BANCHINA</td></tr> <tr><td>MARCIAPIEDE</td></tr> <tr><td>ALTRO</td></tr> </table> <p>Note:</p>	x SEDE STRADALE	BANCHINA	MARCIAPIEDE	ALTRO	<table border="1"> <tr><td colspan="3">SOSTEGNO</td></tr> <tr><td>☐</td><td>-</td><td>↻</td></tr> <tr><td></td><td></td><td>x</td></tr> <tr><td colspan="3">DIFFUSORE</td></tr> <tr><td>☐</td><td>-</td><td>↻</td></tr> <tr><td></td><td></td><td>x</td></tr> <tr><td colspan="3">GENERALE</td></tr> <tr><td>☐</td><td>-</td><td>↻</td></tr> <tr><td></td><td></td><td>x</td></tr> </table>	SOSTEGNO			☐	-	↻			x	DIFFUSORE			☐	-	↻			x	GENERALE			☐	-	↻			x
COORD. GPS																																																								
MARCA																																																								
TIPO																																																								
QUADRO																																																								
IP																																																								
CLASSE	1																																																							
CUT OFF																																																								
SEMI CUT OFF	x																																																							
LINEA																																																								
SEZ.																																																								
x PE																																																								
x SEDE STRADALE																																																								
BANCHINA																																																								
MARCIAPIEDE																																																								
ALTRO																																																								
SOSTEGNO																																																								
☐	-	↻																																																						
		x																																																						
DIFFUSORE																																																								
☐	-	↻																																																						
		x																																																						
GENERALE																																																								
☐	-	↻																																																						
		x																																																						
COD.	260	VIA <b>Strada delle Pianezze</b>																																																						
	<b>CARATT.MECCANICHE</b>	<b>POSA</b>	<b>DIMENSIONI</b>																																																					
	<table border="1"> <tr><td>PALO</td><td></td><td>CLS</td></tr> <tr><td>CILINDRICO</td><td>x</td><td>FE</td></tr> <tr><td>RASTREMATO</td><td></td><td>PVC</td></tr> <tr><td>x CONICO</td><td></td><td>LEGNO</td></tr> </table>	PALO		CLS	CILINDRICO	x	FE	RASTREMATO		PVC	x CONICO		LEGNO	<table border="1"> <tr><td>x POZZ.</td><td>SCATOLA</td></tr> <tr><td>CLS</td><td>PVC</td></tr> <tr><td>x FE</td><td>FE</td></tr> <tr><td>PVC</td><td>INCASSO</td></tr> <tr><td></td><td>ESTERNA</td></tr> </table>	x POZZ.	SCATOLA	CLS	PVC	x FE	FE	PVC	INCASSO		ESTERNA	<table border="1"> <tr><td>H.</td><td>9 m</td></tr> <tr><td>L.</td><td></td></tr> <tr><td>AcZn</td><td></td></tr> <tr><td>x VERN.</td><td></td></tr> </table>	H.	9 m	L.		AcZn		x VERN.																								
PALO		CLS																																																						
CILINDRICO	x	FE																																																						
RASTREMATO		PVC																																																						
x CONICO		LEGNO																																																						
x POZZ.	SCATOLA																																																							
CLS	PVC																																																							
x FE	FE																																																							
PVC	INCASSO																																																							
	ESTERNA																																																							
H.	9 m																																																							
L.																																																								
AcZn																																																								
x VERN.																																																								
<b>IDENTIFICAZIONE</b>	<b>CARATT.ELETTRICHE</b>	<b>POSIZIONE</b>	<b>CONDIZIONI</b>																																																					
<table border="1"> <tr><td colspan="2">COORD. GPS</td></tr> <tr><td>MARCA</td><td></td></tr> <tr><td>TIPO</td><td></td></tr> <tr><td>QUADRO</td><td></td></tr> </table> <p>Note: Testapalo staffe</p>	COORD. GPS		MARCA		TIPO		QUADRO		<table border="1"> <tr><td>IP</td><td></td></tr> <tr><td>CLASSE</td><td>1</td></tr> <tr><td>CUT OFF</td><td></td></tr> <tr><td>SEMI CUT OFF</td><td>x</td></tr> <tr><td>LINEA</td><td></td></tr> <tr><td>SEZ.</td><td></td></tr> <tr><td>x PE</td><td></td></tr> </table>	IP		CLASSE	1	CUT OFF		SEMI CUT OFF	x	LINEA		SEZ.		x PE		<table border="1"> <tr><td>x SEDE STRADALE</td></tr> <tr><td>BANCHINA</td></tr> <tr><td>MARCIAPIEDE</td></tr> <tr><td>ALTRO</td></tr> </table> <p>Note:</p>	x SEDE STRADALE	BANCHINA	MARCIAPIEDE	ALTRO	<table border="1"> <tr><td colspan="3">SOSTEGNO</td></tr> <tr><td>☐</td><td>-</td><td>↻</td></tr> <tr><td></td><td></td><td>x</td></tr> <tr><td colspan="3">DIFFUSORE</td></tr> <tr><td>☐</td><td>-</td><td>↻</td></tr> <tr><td></td><td></td><td>x</td></tr> <tr><td colspan="3">GENERALE</td></tr> <tr><td>☐</td><td>-</td><td>↻</td></tr> <tr><td></td><td></td><td>x</td></tr> </table>	SOSTEGNO			☐	-	↻			x	DIFFUSORE			☐	-	↻			x	GENERALE			☐	-	↻			x
COORD. GPS																																																								
MARCA																																																								
TIPO																																																								
QUADRO																																																								
IP																																																								
CLASSE	1																																																							
CUT OFF																																																								
SEMI CUT OFF	x																																																							
LINEA																																																								
SEZ.																																																								
x PE																																																								
x SEDE STRADALE																																																								
BANCHINA																																																								
MARCIAPIEDE																																																								
ALTRO																																																								
SOSTEGNO																																																								
☐	-	↻																																																						
		x																																																						
DIFFUSORE																																																								
☐	-	↻																																																						
		x																																																						
GENERALE																																																								
☐	-	↻																																																						
		x																																																						
COD.	261	VIA <b>Strada delle Pianezze</b>																																																						
	<b>CARATT.MECCANICHE</b>	<b>POSA</b>	<b>DIMENSIONI</b>																																																					
	<table border="1"> <tr><td>PALO</td><td></td><td>CLS</td></tr> <tr><td>CILINDRICO</td><td>x</td><td>FE</td></tr> <tr><td>RASTREMATO</td><td></td><td>PVC</td></tr> <tr><td>x CONICO</td><td></td><td>LEGNO</td></tr> </table>	PALO		CLS	CILINDRICO	x	FE	RASTREMATO		PVC	x CONICO		LEGNO	<table border="1"> <tr><td>x POZZ.</td><td>SCATOLA</td></tr> <tr><td>CLS</td><td>PVC</td></tr> <tr><td>x FE</td><td>FE</td></tr> <tr><td>PVC</td><td>INCASSO</td></tr> <tr><td></td><td>ESTERNA</td></tr> </table>	x POZZ.	SCATOLA	CLS	PVC	x FE	FE	PVC	INCASSO		ESTERNA	<table border="1"> <tr><td>H.</td><td>9 m</td></tr> <tr><td>L.</td><td></td></tr> <tr><td>AcZn</td><td></td></tr> <tr><td>x VERN.</td><td></td></tr> </table>	H.	9 m	L.		AcZn		x VERN.																								
PALO		CLS																																																						
CILINDRICO	x	FE																																																						
RASTREMATO		PVC																																																						
x CONICO		LEGNO																																																						
x POZZ.	SCATOLA																																																							
CLS	PVC																																																							
x FE	FE																																																							
PVC	INCASSO																																																							
	ESTERNA																																																							
H.	9 m																																																							
L.																																																								
AcZn																																																								
x VERN.																																																								
<b>IDENTIFICAZIONE</b>	<b>CARATT.ELETTRICHE</b>	<b>POSIZIONE</b>	<b>CONDIZIONI</b>																																																					
<table border="1"> <tr><td colspan="2">COORD. GPS</td></tr> <tr><td>MARCA</td><td></td></tr> <tr><td>TIPO</td><td></td></tr> <tr><td>QUADRO</td><td></td></tr> </table> <p>Note: Testapalo staffe</p>	COORD. GPS		MARCA		TIPO		QUADRO		<table border="1"> <tr><td>IP</td><td></td></tr> <tr><td>CLASSE</td><td>1</td></tr> <tr><td>CUT OFF</td><td></td></tr> <tr><td>SEMI CUT OFF</td><td>x</td></tr> <tr><td>LINEA</td><td></td></tr> <tr><td>SEZ.</td><td></td></tr> <tr><td>x PE</td><td></td></tr> </table>	IP		CLASSE	1	CUT OFF		SEMI CUT OFF	x	LINEA		SEZ.		x PE		<table border="1"> <tr><td>x SEDE STRADALE</td></tr> <tr><td>BANCHINA</td></tr> <tr><td>MARCIAPIEDE</td></tr> <tr><td>ALTRO</td></tr> </table> <p>Note:</p>	x SEDE STRADALE	BANCHINA	MARCIAPIEDE	ALTRO	<table border="1"> <tr><td colspan="3">SOSTEGNO</td></tr> <tr><td>☐</td><td>-</td><td>↻</td></tr> <tr><td></td><td></td><td>x</td></tr> <tr><td colspan="3">DIFFUSORE</td></tr> <tr><td>☐</td><td>-</td><td>↻</td></tr> <tr><td></td><td></td><td>x</td></tr> <tr><td colspan="3">GENERALE</td></tr> <tr><td>☐</td><td>-</td><td>↻</td></tr> <tr><td></td><td></td><td>x</td></tr> </table>	SOSTEGNO			☐	-	↻			x	DIFFUSORE			☐	-	↻			x	GENERALE			☐	-	↻			x
COORD. GPS																																																								
MARCA																																																								
TIPO																																																								
QUADRO																																																								
IP																																																								
CLASSE	1																																																							
CUT OFF																																																								
SEMI CUT OFF	x																																																							
LINEA																																																								
SEZ.																																																								
x PE																																																								
x SEDE STRADALE																																																								
BANCHINA																																																								
MARCIAPIEDE																																																								
ALTRO																																																								
SOSTEGNO																																																								
☐	-	↻																																																						
		x																																																						
DIFFUSORE																																																								
☐	-	↻																																																						
		x																																																						
GENERALE																																																								
☐	-	↻																																																						
		x																																																						

<b>00</b>	PIANO REGOLATORE DELL'ILLUMINAZIONE COMUNALE – PRIC – DEL COMUNE DI SCURELLE (TN)	<i>censimento</i>	
<b>SEZ</b>		Pag. 92 di 143	25_09_rel.doc




COD.	262	VIA <b>Strada delle Pianezze</b>																																				
	<b>CARATT.MECCANICHE</b>		<b>POSA</b>																																			
	<table border="1"> <tr><td><input type="checkbox"/></td><td>PALO</td><td><input type="checkbox"/></td><td>CLS</td></tr> <tr><td><input type="checkbox"/></td><td>CILINDRICO</td><td><input checked="" type="checkbox"/></td><td>FE</td></tr> <tr><td><input type="checkbox"/></td><td>RASTREMATO</td><td><input type="checkbox"/></td><td>PVC</td></tr> <tr><td><input checked="" type="checkbox"/></td><td>CONICO</td><td><input type="checkbox"/></td><td>LEGNO</td></tr> </table>	<input type="checkbox"/>	PALO	<input type="checkbox"/>	CLS	<input type="checkbox"/>	CILINDRICO	<input checked="" type="checkbox"/>	FE	<input type="checkbox"/>	RASTREMATO	<input type="checkbox"/>	PVC	<input checked="" type="checkbox"/>	CONICO	<input type="checkbox"/>	LEGNO	<table border="1"> <tr><td><input checked="" type="checkbox"/></td><td>POZZ.</td><td><input type="checkbox"/></td><td>SCATOLA</td></tr> <tr><td><input type="checkbox"/></td><td>CLS</td><td><input type="checkbox"/></td><td>PVC</td></tr> <tr><td><input checked="" type="checkbox"/></td><td>FE</td><td><input type="checkbox"/></td><td>FE</td></tr> <tr><td><input type="checkbox"/></td><td>PVC</td><td><input type="checkbox"/></td><td>INCASSO</td></tr> <tr><td><input type="checkbox"/></td><td></td><td><input type="checkbox"/></td><td>ESTERNA</td></tr> </table>	<input checked="" type="checkbox"/>	POZZ.	<input type="checkbox"/>	SCATOLA	<input type="checkbox"/>	CLS	<input type="checkbox"/>	PVC	<input checked="" type="checkbox"/>	FE	<input type="checkbox"/>	FE	<input type="checkbox"/>	PVC	<input type="checkbox"/>	INCASSO	<input type="checkbox"/>		<input type="checkbox"/>	ESTERNA
<input type="checkbox"/>	PALO	<input type="checkbox"/>	CLS																																			
<input type="checkbox"/>	CILINDRICO	<input checked="" type="checkbox"/>	FE																																			
<input type="checkbox"/>	RASTREMATO	<input type="checkbox"/>	PVC																																			
<input checked="" type="checkbox"/>	CONICO	<input type="checkbox"/>	LEGNO																																			
<input checked="" type="checkbox"/>	POZZ.	<input type="checkbox"/>	SCATOLA																																			
<input type="checkbox"/>	CLS	<input type="checkbox"/>	PVC																																			
<input checked="" type="checkbox"/>	FE	<input type="checkbox"/>	FE																																			
<input type="checkbox"/>	PVC	<input type="checkbox"/>	INCASSO																																			
<input type="checkbox"/>		<input type="checkbox"/>	ESTERNA																																			
<b>IDENTIFICAZIONE</b>		<b>CONDIZIONI</b>																																				
<table border="1"> <tr><td colspan="2">COORD. GPS</td></tr> <tr><td>MARCA</td><td></td></tr> <tr><td>TIPO</td><td></td></tr> <tr><td>QUADRO</td><td></td></tr> </table> <p>Note: Testapalo staffe</p>		COORD. GPS		MARCA		TIPO		QUADRO		<table border="1"> <tr><td colspan="3">SOSTEGNO</td></tr> <tr><td><input type="checkbox"/></td><td>-</td><td><input type="checkbox"/></td></tr> <tr><td></td><td></td><td><input checked="" type="checkbox"/></td></tr> <tr><td colspan="3">DIFFUSORE</td></tr> <tr><td><input type="checkbox"/></td><td>-</td><td><input type="checkbox"/></td></tr> <tr><td></td><td></td><td><input checked="" type="checkbox"/></td></tr> <tr><td colspan="3">GENERALE</td></tr> <tr><td><input type="checkbox"/></td><td>-</td><td><input type="checkbox"/></td></tr> <tr><td></td><td></td><td><input checked="" type="checkbox"/></td></tr> </table>		SOSTEGNO			<input type="checkbox"/>	-	<input type="checkbox"/>			<input checked="" type="checkbox"/>	DIFFUSORE			<input type="checkbox"/>	-	<input type="checkbox"/>			<input checked="" type="checkbox"/>	GENERALE			<input type="checkbox"/>	-	<input type="checkbox"/>			<input checked="" type="checkbox"/>
COORD. GPS																																						
MARCA																																						
TIPO																																						
QUADRO																																						
SOSTEGNO																																						
<input type="checkbox"/>	-	<input type="checkbox"/>																																				
		<input checked="" type="checkbox"/>																																				
DIFFUSORE																																						
<input type="checkbox"/>	-	<input type="checkbox"/>																																				
		<input checked="" type="checkbox"/>																																				
GENERALE																																						
<input type="checkbox"/>	-	<input type="checkbox"/>																																				
		<input checked="" type="checkbox"/>																																				
COD.	263	VIA <b>Strada delle Pianezze</b>																																				
	<b>CARATT.MECCANICHE</b>		<b>POSA</b>																																			
	<table border="1"> <tr><td><input type="checkbox"/></td><td>PALO</td><td><input type="checkbox"/></td><td>CLS</td></tr> <tr><td><input type="checkbox"/></td><td>CILINDRICO</td><td><input checked="" type="checkbox"/></td><td>FE</td></tr> <tr><td><input type="checkbox"/></td><td>RASTREMATO</td><td><input type="checkbox"/></td><td>PVC</td></tr> <tr><td><input checked="" type="checkbox"/></td><td>CONICO</td><td><input type="checkbox"/></td><td>LEGNO</td></tr> </table>	<input type="checkbox"/>	PALO	<input type="checkbox"/>	CLS	<input type="checkbox"/>	CILINDRICO	<input checked="" type="checkbox"/>	FE	<input type="checkbox"/>	RASTREMATO	<input type="checkbox"/>	PVC	<input checked="" type="checkbox"/>	CONICO	<input type="checkbox"/>	LEGNO	<table border="1"> <tr><td><input checked="" type="checkbox"/></td><td>POZZ.</td><td><input type="checkbox"/></td><td>SCATOLA</td></tr> <tr><td><input type="checkbox"/></td><td>CLS</td><td><input type="checkbox"/></td><td>PVC</td></tr> <tr><td><input checked="" type="checkbox"/></td><td>FE</td><td><input type="checkbox"/></td><td>FE</td></tr> <tr><td><input type="checkbox"/></td><td>PVC</td><td><input type="checkbox"/></td><td>INCASSO</td></tr> <tr><td><input type="checkbox"/></td><td></td><td><input type="checkbox"/></td><td>ESTERNA</td></tr> </table>	<input checked="" type="checkbox"/>	POZZ.	<input type="checkbox"/>	SCATOLA	<input type="checkbox"/>	CLS	<input type="checkbox"/>	PVC	<input checked="" type="checkbox"/>	FE	<input type="checkbox"/>	FE	<input type="checkbox"/>	PVC	<input type="checkbox"/>	INCASSO	<input type="checkbox"/>		<input type="checkbox"/>	ESTERNA
<input type="checkbox"/>	PALO	<input type="checkbox"/>	CLS																																			
<input type="checkbox"/>	CILINDRICO	<input checked="" type="checkbox"/>	FE																																			
<input type="checkbox"/>	RASTREMATO	<input type="checkbox"/>	PVC																																			
<input checked="" type="checkbox"/>	CONICO	<input type="checkbox"/>	LEGNO																																			
<input checked="" type="checkbox"/>	POZZ.	<input type="checkbox"/>	SCATOLA																																			
<input type="checkbox"/>	CLS	<input type="checkbox"/>	PVC																																			
<input checked="" type="checkbox"/>	FE	<input type="checkbox"/>	FE																																			
<input type="checkbox"/>	PVC	<input type="checkbox"/>	INCASSO																																			
<input type="checkbox"/>		<input type="checkbox"/>	ESTERNA																																			
<b>IDENTIFICAZIONE</b>		<b>CONDIZIONI</b>																																				
<table border="1"> <tr><td colspan="2">COORD. GPS</td></tr> <tr><td>MARCA</td><td></td></tr> <tr><td>TIPO</td><td></td></tr> <tr><td>QUADRO</td><td></td></tr> </table> <p>Note: Testapalo</p>		COORD. GPS		MARCA		TIPO		QUADRO		<table border="1"> <tr><td colspan="3">SOSTEGNO</td></tr> <tr><td><input type="checkbox"/></td><td>-</td><td><input type="checkbox"/></td></tr> <tr><td></td><td></td><td><input checked="" type="checkbox"/></td></tr> <tr><td colspan="3">DIFFUSORE</td></tr> <tr><td><input type="checkbox"/></td><td>-</td><td><input type="checkbox"/></td></tr> <tr><td></td><td></td><td><input checked="" type="checkbox"/></td></tr> <tr><td colspan="3">GENERALE</td></tr> <tr><td><input type="checkbox"/></td><td>-</td><td><input type="checkbox"/></td></tr> <tr><td></td><td></td><td><input checked="" type="checkbox"/></td></tr> </table>		SOSTEGNO			<input type="checkbox"/>	-	<input type="checkbox"/>			<input checked="" type="checkbox"/>	DIFFUSORE			<input type="checkbox"/>	-	<input type="checkbox"/>			<input checked="" type="checkbox"/>	GENERALE			<input type="checkbox"/>	-	<input type="checkbox"/>			<input checked="" type="checkbox"/>
COORD. GPS																																						
MARCA																																						
TIPO																																						
QUADRO																																						
SOSTEGNO																																						
<input type="checkbox"/>	-	<input type="checkbox"/>																																				
		<input checked="" type="checkbox"/>																																				
DIFFUSORE																																						
<input type="checkbox"/>	-	<input type="checkbox"/>																																				
		<input checked="" type="checkbox"/>																																				
GENERALE																																						
<input type="checkbox"/>	-	<input type="checkbox"/>																																				
		<input checked="" type="checkbox"/>																																				
COD.	264	VIA <b>Strada delle Pianezze</b>																																				
	<b>CARATT.MECCANICHE</b>		<b>POSA</b>																																			
	<table border="1"> <tr><td><input type="checkbox"/></td><td>PALO</td><td><input type="checkbox"/></td><td>CLS</td></tr> <tr><td><input type="checkbox"/></td><td>CILINDRICO</td><td><input checked="" type="checkbox"/></td><td>FE</td></tr> <tr><td><input type="checkbox"/></td><td>RASTREMATO</td><td><input type="checkbox"/></td><td>PVC</td></tr> <tr><td><input checked="" type="checkbox"/></td><td>CONICO</td><td><input type="checkbox"/></td><td>LEGNO</td></tr> </table>	<input type="checkbox"/>	PALO	<input type="checkbox"/>	CLS	<input type="checkbox"/>	CILINDRICO	<input checked="" type="checkbox"/>	FE	<input type="checkbox"/>	RASTREMATO	<input type="checkbox"/>	PVC	<input checked="" type="checkbox"/>	CONICO	<input type="checkbox"/>	LEGNO	<table border="1"> <tr><td><input checked="" type="checkbox"/></td><td>POZZ.</td><td><input type="checkbox"/></td><td>SCATOLA</td></tr> <tr><td><input type="checkbox"/></td><td>CLS</td><td><input type="checkbox"/></td><td>PVC</td></tr> <tr><td><input checked="" type="checkbox"/></td><td>FE</td><td><input type="checkbox"/></td><td>FE</td></tr> <tr><td><input type="checkbox"/></td><td>PVC</td><td><input type="checkbox"/></td><td>INCASSO</td></tr> <tr><td><input type="checkbox"/></td><td></td><td><input type="checkbox"/></td><td>ESTERNA</td></tr> </table>	<input checked="" type="checkbox"/>	POZZ.	<input type="checkbox"/>	SCATOLA	<input type="checkbox"/>	CLS	<input type="checkbox"/>	PVC	<input checked="" type="checkbox"/>	FE	<input type="checkbox"/>	FE	<input type="checkbox"/>	PVC	<input type="checkbox"/>	INCASSO	<input type="checkbox"/>		<input type="checkbox"/>	ESTERNA
<input type="checkbox"/>	PALO	<input type="checkbox"/>	CLS																																			
<input type="checkbox"/>	CILINDRICO	<input checked="" type="checkbox"/>	FE																																			
<input type="checkbox"/>	RASTREMATO	<input type="checkbox"/>	PVC																																			
<input checked="" type="checkbox"/>	CONICO	<input type="checkbox"/>	LEGNO																																			
<input checked="" type="checkbox"/>	POZZ.	<input type="checkbox"/>	SCATOLA																																			
<input type="checkbox"/>	CLS	<input type="checkbox"/>	PVC																																			
<input checked="" type="checkbox"/>	FE	<input type="checkbox"/>	FE																																			
<input type="checkbox"/>	PVC	<input type="checkbox"/>	INCASSO																																			
<input type="checkbox"/>		<input type="checkbox"/>	ESTERNA																																			
<b>IDENTIFICAZIONE</b>		<b>CONDIZIONI</b>																																				
<table border="1"> <tr><td colspan="2">COORD. GPS</td></tr> <tr><td>MARCA</td><td></td></tr> <tr><td>TIPO</td><td></td></tr> <tr><td>QUADRO</td><td></td></tr> </table> <p>Note: Testapalo</p>		COORD. GPS		MARCA		TIPO		QUADRO		<table border="1"> <tr><td colspan="3">SOSTEGNO</td></tr> <tr><td><input type="checkbox"/></td><td>-</td><td><input type="checkbox"/></td></tr> <tr><td></td><td></td><td><input checked="" type="checkbox"/></td></tr> <tr><td colspan="3">DIFFUSORE</td></tr> <tr><td><input type="checkbox"/></td><td>-</td><td><input type="checkbox"/></td></tr> <tr><td></td><td></td><td><input checked="" type="checkbox"/></td></tr> <tr><td colspan="3">GENERALE</td></tr> <tr><td><input type="checkbox"/></td><td>-</td><td><input type="checkbox"/></td></tr> <tr><td></td><td></td><td><input checked="" type="checkbox"/></td></tr> </table>		SOSTEGNO			<input type="checkbox"/>	-	<input type="checkbox"/>			<input checked="" type="checkbox"/>	DIFFUSORE			<input type="checkbox"/>	-	<input type="checkbox"/>			<input checked="" type="checkbox"/>	GENERALE			<input type="checkbox"/>	-	<input type="checkbox"/>			<input checked="" type="checkbox"/>
COORD. GPS																																						
MARCA																																						
TIPO																																						
QUADRO																																						
SOSTEGNO																																						
<input type="checkbox"/>	-	<input type="checkbox"/>																																				
		<input checked="" type="checkbox"/>																																				
DIFFUSORE																																						
<input type="checkbox"/>	-	<input type="checkbox"/>																																				
		<input checked="" type="checkbox"/>																																				
GENERALE																																						
<input type="checkbox"/>	-	<input type="checkbox"/>																																				
		<input checked="" type="checkbox"/>																																				



<b>00</b>	PIANO REGOLATORE DELL'ILLUMINAZIONE COMUNALE – PRIC – DEL COMUNE DI SCURELLE (TN)	<i>censimento</i>	
<b>SEZ</b>		Pag. 93 di 143	25_09_rel.doc

COD.	265	VIA <b>Strada delle Pianezze</b>																																													
	<b>CARATT.MECCANICHE</b>	<b>POSA</b>	<b>DIMENSIONI</b>																																												
	<table border="1"> <tr><td>PALO</td><td></td><td>CLS</td></tr> <tr><td>CILINDRICO</td><td>x</td><td>FE</td></tr> <tr><td>RASTREMATO</td><td></td><td>PVC</td></tr> <tr><td>x CONICO</td><td></td><td>LEGNO</td></tr> </table>	PALO		CLS	CILINDRICO	x	FE	RASTREMATO		PVC	x CONICO		LEGNO	<table border="1"> <tr><td>x POZZ.</td><td>SCATOLA</td></tr> <tr><td>CLS</td><td>PVC</td></tr> <tr><td>x FE</td><td>FE</td></tr> <tr><td>PVC</td><td>INCASSO</td></tr> <tr><td></td><td>ESTERNA</td></tr> </table>	x POZZ.	SCATOLA	CLS	PVC	x FE	FE	PVC	INCASSO		ESTERNA	<table border="1"> <tr><td>H.</td><td>9 m</td></tr> <tr><td>L.</td><td></td></tr> <tr><td>AcZn</td><td></td></tr> <tr><td>x VERN.</td><td></td></tr> </table>	H.	9 m	L.		AcZn		x VERN.															
PALO		CLS																																													
CILINDRICO	x	FE																																													
RASTREMATO		PVC																																													
x CONICO		LEGNO																																													
x POZZ.	SCATOLA																																														
CLS	PVC																																														
x FE	FE																																														
PVC	INCASSO																																														
	ESTERNA																																														
H.	9 m																																														
L.																																															
AcZn																																															
x VERN.																																															
<b>IDENTIFICAZIONE</b>	<b>CARATT.ELETTRICHE</b>	<b>POSIZIONE</b>	<b>CONDIZIONI</b>																																												
<table border="1"> <tr><td colspan="2">COORD. GPS</td></tr> <tr><td>MARCA</td><td></td></tr> <tr><td>TIPO</td><td></td></tr> <tr><td>QUADRO</td><td></td></tr> </table> <p>Note: Testapalo</p>	COORD. GPS		MARCA		TIPO		QUADRO		<table border="1"> <tr><td>IP</td><td></td></tr> <tr><td>CLASSE</td><td>1</td></tr> <tr><td>CUT OFF</td><td></td></tr> <tr><td>SEMI CUT OFF</td><td>x</td></tr> <tr><td>LINEA</td><td></td></tr> <tr><td>SEZ.</td><td></td></tr> <tr><td>x PE</td><td></td></tr> </table>	IP		CLASSE	1	CUT OFF		SEMI CUT OFF	x	LINEA		SEZ.		x PE		<table border="1"> <tr><td>x SEDE STRADALE</td></tr> <tr><td>BANCHINA</td></tr> <tr><td>MARCIAPIEDE</td></tr> <tr><td>ALTRO</td></tr> </table> <p>Note:</p>	x SEDE STRADALE	BANCHINA	MARCIAPIEDE	ALTRO	<table border="1"> <tr><td colspan="2">SOSTEGNO</td></tr> <tr><td>☐</td><td>- ☐</td></tr> <tr><td></td><td>x</td></tr> <tr><td colspan="2">DIFFUSORE</td></tr> <tr><td>☐</td><td>- ☐</td></tr> <tr><td></td><td>x</td></tr> <tr><td colspan="2">GENERALE</td></tr> <tr><td>☐</td><td>- ☐</td></tr> <tr><td></td><td>x</td></tr> </table>	SOSTEGNO		☐	- ☐		x	DIFFUSORE		☐	- ☐		x	GENERALE		☐	- ☐		x
COORD. GPS																																															
MARCA																																															
TIPO																																															
QUADRO																																															
IP																																															
CLASSE	1																																														
CUT OFF																																															
SEMI CUT OFF	x																																														
LINEA																																															
SEZ.																																															
x PE																																															
x SEDE STRADALE																																															
BANCHINA																																															
MARCIAPIEDE																																															
ALTRO																																															
SOSTEGNO																																															
☐	- ☐																																														
	x																																														
DIFFUSORE																																															
☐	- ☐																																														
	x																																														
GENERALE																																															
☐	- ☐																																														
	x																																														
COD.	266	VIA <b>Strada delle Pianezze</b>																																													
	<b>CARATT.MECCANICHE</b>	<b>POSA</b>	<b>DIMENSIONI</b>																																												
	<table border="1"> <tr><td>PALO</td><td></td><td>CLS</td></tr> <tr><td>CILINDRICO</td><td>x</td><td>FE</td></tr> <tr><td>RASTREMATO</td><td></td><td>PVC</td></tr> <tr><td>x CONICO</td><td></td><td>LEGNO</td></tr> </table>	PALO		CLS	CILINDRICO	x	FE	RASTREMATO		PVC	x CONICO		LEGNO	<table border="1"> <tr><td>x POZZ.</td><td>SCATOLA</td></tr> <tr><td>CLS</td><td>PVC</td></tr> <tr><td>x FE</td><td>FE</td></tr> <tr><td>PVC</td><td>INCASSO</td></tr> <tr><td></td><td>ESTERNA</td></tr> </table>	x POZZ.	SCATOLA	CLS	PVC	x FE	FE	PVC	INCASSO		ESTERNA	<table border="1"> <tr><td>H.</td><td>9 m</td></tr> <tr><td>L.</td><td></td></tr> <tr><td>AcZn</td><td></td></tr> <tr><td>x VERN.</td><td></td></tr> </table>	H.	9 m	L.		AcZn		x VERN.															
PALO		CLS																																													
CILINDRICO	x	FE																																													
RASTREMATO		PVC																																													
x CONICO		LEGNO																																													
x POZZ.	SCATOLA																																														
CLS	PVC																																														
x FE	FE																																														
PVC	INCASSO																																														
	ESTERNA																																														
H.	9 m																																														
L.																																															
AcZn																																															
x VERN.																																															
<b>IDENTIFICAZIONE</b>	<b>CARATT.ELETTRICHE</b>	<b>POSIZIONE</b>	<b>CONDIZIONI</b>																																												
<table border="1"> <tr><td colspan="2">COORD. GPS</td></tr> <tr><td>MARCA</td><td></td></tr> <tr><td>TIPO</td><td></td></tr> <tr><td>QUADRO</td><td></td></tr> </table> <p>Note: Testapalo Presa stagna per luminarie</p>	COORD. GPS		MARCA		TIPO		QUADRO		<table border="1"> <tr><td>IP</td><td></td></tr> <tr><td>CLASSE</td><td>1</td></tr> <tr><td>CUT OFF</td><td></td></tr> <tr><td>SEMI CUT OFF</td><td>x</td></tr> <tr><td>LINEA</td><td></td></tr> <tr><td>SEZ.</td><td></td></tr> <tr><td>x PE</td><td></td></tr> </table>	IP		CLASSE	1	CUT OFF		SEMI CUT OFF	x	LINEA		SEZ.		x PE		<table border="1"> <tr><td>x SEDE STRADALE</td></tr> <tr><td>BANCHINA</td></tr> <tr><td>MARCIAPIEDE</td></tr> <tr><td>ALTRO</td></tr> </table> <p>Note:</p>	x SEDE STRADALE	BANCHINA	MARCIAPIEDE	ALTRO	<table border="1"> <tr><td colspan="2">SOSTEGNO</td></tr> <tr><td>☐</td><td>- ☐</td></tr> <tr><td></td><td>x</td></tr> <tr><td colspan="2">DIFFUSORE</td></tr> <tr><td>☐</td><td>- ☐</td></tr> <tr><td></td><td>x</td></tr> <tr><td colspan="2">GENERALE</td></tr> <tr><td>☐</td><td>- ☐</td></tr> <tr><td></td><td>x</td></tr> </table>	SOSTEGNO		☐	- ☐		x	DIFFUSORE		☐	- ☐		x	GENERALE		☐	- ☐		x
COORD. GPS																																															
MARCA																																															
TIPO																																															
QUADRO																																															
IP																																															
CLASSE	1																																														
CUT OFF																																															
SEMI CUT OFF	x																																														
LINEA																																															
SEZ.																																															
x PE																																															
x SEDE STRADALE																																															
BANCHINA																																															
MARCIAPIEDE																																															
ALTRO																																															
SOSTEGNO																																															
☐	- ☐																																														
	x																																														
DIFFUSORE																																															
☐	- ☐																																														
	x																																														
GENERALE																																															
☐	- ☐																																														
	x																																														
COD.	267	VIA <b>Strada delle Pianezze</b>																																													
	<b>CARATT.MECCANICHE</b>	<b>POSA</b>	<b>DIMENSIONI</b>																																												
	<table border="1"> <tr><td>PALO</td><td></td><td>CLS</td></tr> <tr><td>CILINDRICO</td><td>x</td><td>FE</td></tr> <tr><td>RASTREMATO</td><td></td><td>PVC</td></tr> <tr><td>x CONICO</td><td></td><td>LEGNO</td></tr> </table>	PALO		CLS	CILINDRICO	x	FE	RASTREMATO		PVC	x CONICO		LEGNO	<table border="1"> <tr><td>x POZZ.</td><td>SCATOLA</td></tr> <tr><td>CLS</td><td>PVC</td></tr> <tr><td>x FE</td><td>FE</td></tr> <tr><td>PVC</td><td>INCASSO</td></tr> <tr><td></td><td>ESTERNA</td></tr> </table>	x POZZ.	SCATOLA	CLS	PVC	x FE	FE	PVC	INCASSO		ESTERNA	<table border="1"> <tr><td>H.</td><td>9 m</td></tr> <tr><td>L.</td><td></td></tr> <tr><td>AcZn</td><td></td></tr> <tr><td>x VERN.</td><td></td></tr> </table>	H.	9 m	L.		AcZn		x VERN.															
PALO		CLS																																													
CILINDRICO	x	FE																																													
RASTREMATO		PVC																																													
x CONICO		LEGNO																																													
x POZZ.	SCATOLA																																														
CLS	PVC																																														
x FE	FE																																														
PVC	INCASSO																																														
	ESTERNA																																														
H.	9 m																																														
L.																																															
AcZn																																															
x VERN.																																															
<b>IDENTIFICAZIONE</b>	<b>CARATT.ELETTRICHE</b>	<b>POSIZIONE</b>	<b>CONDIZIONI</b>																																												
<table border="1"> <tr><td colspan="2">COORD. GPS</td></tr> <tr><td>MARCA</td><td></td></tr> <tr><td>TIPO</td><td></td></tr> <tr><td>QUADRO</td><td></td></tr> </table> <p>Note: Testapalo Situato interno proprietà privata</p>	COORD. GPS		MARCA		TIPO		QUADRO		<table border="1"> <tr><td>IP</td><td></td></tr> <tr><td>CLASSE</td><td>1</td></tr> <tr><td>CUT OFF</td><td></td></tr> <tr><td>SEMI CUT OFF</td><td>x</td></tr> <tr><td>LINEA</td><td></td></tr> <tr><td>SEZ.</td><td></td></tr> <tr><td>x PE</td><td></td></tr> </table>	IP		CLASSE	1	CUT OFF		SEMI CUT OFF	x	LINEA		SEZ.		x PE		<table border="1"> <tr><td>x SEDE STRADALE</td></tr> <tr><td>BANCHINA</td></tr> <tr><td>MARCIAPIEDE</td></tr> <tr><td>ALTRO</td></tr> </table> <p>Note:</p>	x SEDE STRADALE	BANCHINA	MARCIAPIEDE	ALTRO	<table border="1"> <tr><td colspan="2">SOSTEGNO</td></tr> <tr><td>☐</td><td>- ☐</td></tr> <tr><td></td><td>x</td></tr> <tr><td colspan="2">DIFFUSORE</td></tr> <tr><td>☐</td><td>- ☐</td></tr> <tr><td></td><td>x</td></tr> <tr><td colspan="2">GENERALE</td></tr> <tr><td>☐</td><td>- ☐</td></tr> <tr><td></td><td>x</td></tr> </table>	SOSTEGNO		☐	- ☐		x	DIFFUSORE		☐	- ☐		x	GENERALE		☐	- ☐		x
COORD. GPS																																															
MARCA																																															
TIPO																																															
QUADRO																																															
IP																																															
CLASSE	1																																														
CUT OFF																																															
SEMI CUT OFF	x																																														
LINEA																																															
SEZ.																																															
x PE																																															
x SEDE STRADALE																																															
BANCHINA																																															
MARCIAPIEDE																																															
ALTRO																																															
SOSTEGNO																																															
☐	- ☐																																														
	x																																														
DIFFUSORE																																															
☐	- ☐																																														
	x																																														
GENERALE																																															
☐	- ☐																																														
	x																																														

<b>00</b>	PIANO REGOLATORE DELL' ILLUMINAZIONE COMUNALE – PRIC – DEL COMUNE DI SCURELLE (TN)	<i>censimento</i>	
<b>SEZ</b>		Pag. 94 di 143	25_09_rel.doc


COD.	268	VIA <b>Strada delle Pianezze</b>																																													
	<b>CARATT.MECCANICHE</b>	<b>POSA</b>	<b>DIMENSIONI</b>																																												
	<table border="1"> <tr><td>PALO</td><td></td><td>CLS</td></tr> <tr><td>CILINDRICO</td><td>x</td><td>FE</td></tr> <tr><td>RASTREMATO</td><td></td><td>PVC</td></tr> <tr><td>x CONICO</td><td></td><td>LEGNO</td></tr> </table>	PALO		CLS	CILINDRICO	x	FE	RASTREMATO		PVC	x CONICO		LEGNO	<table border="1"> <tr><td>x POZZ.</td><td>SCATOLA</td></tr> <tr><td>CLS</td><td>PVC</td></tr> <tr><td>x FE</td><td>FE</td></tr> <tr><td>PVC</td><td>INCASSO</td></tr> <tr><td></td><td>ESTERNA</td></tr> </table>	x POZZ.	SCATOLA	CLS	PVC	x FE	FE	PVC	INCASSO		ESTERNA	<table border="1"> <tr><td>H.</td><td>9 m</td></tr> <tr><td>L.</td><td></td></tr> <tr><td>AcZn</td><td></td></tr> <tr><td>x VERN.</td><td></td></tr> </table>	H.	9 m	L.		AcZn		x VERN.															
PALO		CLS																																													
CILINDRICO	x	FE																																													
RASTREMATO		PVC																																													
x CONICO		LEGNO																																													
x POZZ.	SCATOLA																																														
CLS	PVC																																														
x FE	FE																																														
PVC	INCASSO																																														
	ESTERNA																																														
H.	9 m																																														
L.																																															
AcZn																																															
x VERN.																																															
<b>IDENTIFICAZIONE</b>	<b>CARATT.ELETTRICHE</b>	<b>POSIZIONE</b>	<b>CONDIZIONI</b>																																												
<table border="1"> <tr><td colspan="2">COORD. GPS</td></tr> <tr><td>MARCA</td><td></td></tr> <tr><td>TIPO</td><td></td></tr> <tr><td>QUADRO</td><td></td></tr> </table> <p>Note: Testapalo Situato interno proprietà privata</p>	COORD. GPS		MARCA		TIPO		QUADRO		<table border="1"> <tr><td>IP</td><td></td></tr> <tr><td>CLASSE</td><td>1</td></tr> <tr><td>CUT OFF</td><td></td></tr> <tr><td>SEMI CUT OFF</td><td>x</td></tr> <tr><td>LINEA</td><td></td></tr> <tr><td>SEZ.</td><td></td></tr> <tr><td>x PE</td><td></td></tr> </table>	IP		CLASSE	1	CUT OFF		SEMI CUT OFF	x	LINEA		SEZ.		x PE		<table border="1"> <tr><td>x SEDE STRADALE</td></tr> <tr><td>BANCHINA</td></tr> <tr><td>MARCIAPIEDE</td></tr> <tr><td>ALTRO</td></tr> </table> <p>Note:</p>	x SEDE STRADALE	BANCHINA	MARCIAPIEDE	ALTRO	<table border="1"> <tr><td colspan="2">SOSTEGNO</td></tr> <tr><td>☉</td><td>- ☉</td></tr> <tr><td></td><td>x</td></tr> <tr><td colspan="2">DIFFUSORE</td></tr> <tr><td>☉</td><td>- ☉</td></tr> <tr><td></td><td>x</td></tr> <tr><td colspan="2">GENERALE</td></tr> <tr><td>☉</td><td>- ☉</td></tr> <tr><td></td><td>x</td></tr> </table>	SOSTEGNO		☉	- ☉		x	DIFFUSORE		☉	- ☉		x	GENERALE		☉	- ☉		x
COORD. GPS																																															
MARCA																																															
TIPO																																															
QUADRO																																															
IP																																															
CLASSE	1																																														
CUT OFF																																															
SEMI CUT OFF	x																																														
LINEA																																															
SEZ.																																															
x PE																																															
x SEDE STRADALE																																															
BANCHINA																																															
MARCIAPIEDE																																															
ALTRO																																															
SOSTEGNO																																															
☉	- ☉																																														
	x																																														
DIFFUSORE																																															
☉	- ☉																																														
	x																																														
GENERALE																																															
☉	- ☉																																														
	x																																														
COD.	269	VIA <b>Strada delle Pianezze</b>																																													
	<b>CARATT.MECCANICHE</b>	<b>POSA</b>	<b>DIMENSIONI</b>																																												
	<table border="1"> <tr><td>PALO</td><td></td><td>CLS</td></tr> <tr><td>CILINDRICO</td><td>x</td><td>FE</td></tr> <tr><td>RASTREMATO</td><td></td><td>PVC</td></tr> <tr><td>x CONICO</td><td></td><td>LEGNO</td></tr> </table>	PALO		CLS	CILINDRICO	x	FE	RASTREMATO		PVC	x CONICO		LEGNO	<table border="1"> <tr><td>x POZZ.</td><td>SCATOLA</td></tr> <tr><td>CLS</td><td>PVC</td></tr> <tr><td>x FE</td><td>FE</td></tr> <tr><td>PVC</td><td>INCASSO</td></tr> <tr><td></td><td>ESTERNA</td></tr> </table>	x POZZ.	SCATOLA	CLS	PVC	x FE	FE	PVC	INCASSO		ESTERNA	<table border="1"> <tr><td>H.</td><td>9 m</td></tr> <tr><td>L.</td><td></td></tr> <tr><td>AcZn</td><td></td></tr> <tr><td>x VERN.</td><td></td></tr> </table>	H.	9 m	L.		AcZn		x VERN.															
PALO		CLS																																													
CILINDRICO	x	FE																																													
RASTREMATO		PVC																																													
x CONICO		LEGNO																																													
x POZZ.	SCATOLA																																														
CLS	PVC																																														
x FE	FE																																														
PVC	INCASSO																																														
	ESTERNA																																														
H.	9 m																																														
L.																																															
AcZn																																															
x VERN.																																															
<b>IDENTIFICAZIONE</b>	<b>CARATT.ELETTRICHE</b>	<b>POSIZIONE</b>	<b>CONDIZIONI</b>																																												
<table border="1"> <tr><td colspan="2">COORD. GPS</td></tr> <tr><td>MARCA</td><td></td></tr> <tr><td>TIPO</td><td></td></tr> <tr><td>QUADRO</td><td></td></tr> </table> <p>Note: Testapalo Situato interno proprietà privata</p>	COORD. GPS		MARCA		TIPO		QUADRO		<table border="1"> <tr><td>IP</td><td></td></tr> <tr><td>CLASSE</td><td>1</td></tr> <tr><td>CUT OFF</td><td></td></tr> <tr><td>SEMI CUT OFF</td><td>x</td></tr> <tr><td>LINEA</td><td></td></tr> <tr><td>SEZ.</td><td></td></tr> <tr><td>x PE</td><td></td></tr> </table>	IP		CLASSE	1	CUT OFF		SEMI CUT OFF	x	LINEA		SEZ.		x PE		<table border="1"> <tr><td>x SEDE STRADALE</td></tr> <tr><td>BANCHINA</td></tr> <tr><td>MARCIAPIEDE</td></tr> <tr><td>ALTRO</td></tr> </table> <p>Note:</p>	x SEDE STRADALE	BANCHINA	MARCIAPIEDE	ALTRO	<table border="1"> <tr><td colspan="2">SOSTEGNO</td></tr> <tr><td>☉</td><td>- ☉</td></tr> <tr><td></td><td>x</td></tr> <tr><td colspan="2">DIFFUSORE</td></tr> <tr><td>☉</td><td>- ☉</td></tr> <tr><td></td><td>x</td></tr> <tr><td colspan="2">GENERALE</td></tr> <tr><td>☉</td><td>- ☉</td></tr> <tr><td></td><td>x</td></tr> </table>	SOSTEGNO		☉	- ☉		x	DIFFUSORE		☉	- ☉		x	GENERALE		☉	- ☉		x
COORD. GPS																																															
MARCA																																															
TIPO																																															
QUADRO																																															
IP																																															
CLASSE	1																																														
CUT OFF																																															
SEMI CUT OFF	x																																														
LINEA																																															
SEZ.																																															
x PE																																															
x SEDE STRADALE																																															
BANCHINA																																															
MARCIAPIEDE																																															
ALTRO																																															
SOSTEGNO																																															
☉	- ☉																																														
	x																																														
DIFFUSORE																																															
☉	- ☉																																														
	x																																														
GENERALE																																															
☉	- ☉																																														
	x																																														
COD.	270	VIA <b>Strada delle Pianezze</b>																																													
	<b>CARATT.MECCANICHE</b>	<b>POSA</b>	<b>DIMENSIONI</b>																																												
	<table border="1"> <tr><td>PALO</td><td></td><td>CLS</td></tr> <tr><td>CILINDRICO</td><td>x</td><td>FE</td></tr> <tr><td>RASTREMATO</td><td></td><td>PVC</td></tr> <tr><td>x CONICO</td><td></td><td>LEGNO</td></tr> </table>	PALO		CLS	CILINDRICO	x	FE	RASTREMATO		PVC	x CONICO		LEGNO	<table border="1"> <tr><td>x POZZ.</td><td>SCATOLA</td></tr> <tr><td>CLS</td><td>PVC</td></tr> <tr><td>x FE</td><td>FE</td></tr> <tr><td>PVC</td><td>INCASSO</td></tr> <tr><td></td><td>ESTERNA</td></tr> </table>	x POZZ.	SCATOLA	CLS	PVC	x FE	FE	PVC	INCASSO		ESTERNA	<table border="1"> <tr><td>H.</td><td>9 m</td></tr> <tr><td>L.</td><td></td></tr> <tr><td>AcZn</td><td></td></tr> <tr><td>x VERN.</td><td></td></tr> </table>	H.	9 m	L.		AcZn		x VERN.															
PALO		CLS																																													
CILINDRICO	x	FE																																													
RASTREMATO		PVC																																													
x CONICO		LEGNO																																													
x POZZ.	SCATOLA																																														
CLS	PVC																																														
x FE	FE																																														
PVC	INCASSO																																														
	ESTERNA																																														
H.	9 m																																														
L.																																															
AcZn																																															
x VERN.																																															
<b>IDENTIFICAZIONE</b>	<b>CARATT.ELETTRICHE</b>	<b>POSIZIONE</b>	<b>CONDIZIONI</b>																																												
<table border="1"> <tr><td colspan="2">COORD. GPS</td></tr> <tr><td>MARCA</td><td></td></tr> <tr><td>TIPO</td><td></td></tr> <tr><td>QUADRO</td><td></td></tr> </table> <p>Note: Testapalo Situato interno proprietà privata</p>	COORD. GPS		MARCA		TIPO		QUADRO		<table border="1"> <tr><td>IP</td><td></td></tr> <tr><td>CLASSE</td><td>1</td></tr> <tr><td>CUT OFF</td><td></td></tr> <tr><td>SEMI CUT OFF</td><td>x</td></tr> <tr><td>LINEA</td><td></td></tr> <tr><td>SEZ.</td><td></td></tr> <tr><td>x PE</td><td></td></tr> </table>	IP		CLASSE	1	CUT OFF		SEMI CUT OFF	x	LINEA		SEZ.		x PE		<table border="1"> <tr><td>x SEDE STRADALE</td></tr> <tr><td>BANCHINA</td></tr> <tr><td>MARCIAPIEDE</td></tr> <tr><td>ALTRO</td></tr> </table> <p>Note:</p>	x SEDE STRADALE	BANCHINA	MARCIAPIEDE	ALTRO	<table border="1"> <tr><td colspan="2">SOSTEGNO</td></tr> <tr><td>☉</td><td>- ☉</td></tr> <tr><td></td><td>x</td></tr> <tr><td colspan="2">DIFFUSORE</td></tr> <tr><td>☉</td><td>- ☉</td></tr> <tr><td></td><td>x</td></tr> <tr><td colspan="2">GENERALE</td></tr> <tr><td>☉</td><td>- ☉</td></tr> <tr><td></td><td>x</td></tr> </table>	SOSTEGNO		☉	- ☉		x	DIFFUSORE		☉	- ☉		x	GENERALE		☉	- ☉		x
COORD. GPS																																															
MARCA																																															
TIPO																																															
QUADRO																																															
IP																																															
CLASSE	1																																														
CUT OFF																																															
SEMI CUT OFF	x																																														
LINEA																																															
SEZ.																																															
x PE																																															
x SEDE STRADALE																																															
BANCHINA																																															
MARCIAPIEDE																																															
ALTRO																																															
SOSTEGNO																																															
☉	- ☉																																														
	x																																														
DIFFUSORE																																															
☉	- ☉																																														
	x																																														
GENERALE																																															
☉	- ☉																																														
	x																																														

<b>00</b>	PIANO REGOLATORE DELL'ILLUMINAZIONE COMUNALE – PRIC – DEL COMUNE DI SCURELLE (TN)	<i>censimento</i>	
<b>SEZ</b>		Pag. 95 di 143	25_09_rel.doc

COD.	271	VIA <b>Strada delle Pianezze</b>																																																																	
	<b>CARATT.MECCANICHE</b>	<b>POSA</b>	<b>DIMENSIONI</b>																																																																
	<table border="1"> <tr><td><input type="checkbox"/></td><td>PALO</td><td></td><td>CLS</td></tr> <tr><td></td><td>CILINDRICO</td><td>x</td><td>FE</td></tr> <tr><td></td><td>RASTREMATO</td><td></td><td>PVC</td></tr> <tr><td>x</td><td>CONICO</td><td></td><td>LEGNO</td></tr> </table>	<input type="checkbox"/>	PALO		CLS		CILINDRICO	x	FE		RASTREMATO		PVC	x	CONICO		LEGNO	<table border="1"> <tr><td>x</td><td>POZZ.</td><td>SCATOLA</td></tr> <tr><td></td><td>CLS</td><td>PVC</td></tr> <tr><td>x</td><td>FE</td><td>FE</td></tr> <tr><td></td><td>PVC</td><td>INCASSO</td></tr> <tr><td></td><td></td><td>ESTERNA</td></tr> </table>	x	POZZ.	SCATOLA		CLS	PVC	x	FE	FE		PVC	INCASSO			ESTERNA	<table border="1"> <tr><td></td><td>H.</td><td>9 m</td></tr> <tr><td></td><td>L.</td><td></td></tr> <tr><td></td><td>AcZn</td><td></td></tr> <tr><td>x</td><td>VERN.</td><td></td></tr> </table>		H.	9 m		L.			AcZn		x	VERN.																						
<input type="checkbox"/>	PALO		CLS																																																																
	CILINDRICO	x	FE																																																																
	RASTREMATO		PVC																																																																
x	CONICO		LEGNO																																																																
x	POZZ.	SCATOLA																																																																	
	CLS	PVC																																																																	
x	FE	FE																																																																	
	PVC	INCASSO																																																																	
		ESTERNA																																																																	
	H.	9 m																																																																	
	L.																																																																		
	AcZn																																																																		
x	VERN.																																																																		
<b>IDENTIFICAZIONE</b>	<b>CARATT.ELETTRICHE</b>	<b>POSIZIONE</b>	<b>CONDIZIONI</b>																																																																
<table border="1"> <tr><td colspan="2">COORD. GPS</td></tr> <tr><td>MARCA</td><td></td></tr> <tr><td>TIPO</td><td></td></tr> <tr><td>QUADRO</td><td></td></tr> </table> <p>Note: Testapalo Situato interno proprietà privata</p>	COORD. GPS		MARCA		TIPO		QUADRO		<table border="1"> <tr><td><input type="checkbox"/></td><td>IP</td><td></td></tr> <tr><td></td><td>CLASSE</td><td>1</td></tr> <tr><td></td><td>CUT OFF</td><td></td></tr> <tr><td></td><td>SEMI CUT OFF</td><td>x</td></tr> <tr><td></td><td>LINEA</td><td></td></tr> <tr><td></td><td>SEZ.</td><td></td></tr> <tr><td>x</td><td>PE</td><td></td></tr> </table>	<input type="checkbox"/>	IP			CLASSE	1		CUT OFF			SEMI CUT OFF	x		LINEA			SEZ.		x	PE		<table border="1"> <tr><td>x</td><td>SEDE STRADALE</td></tr> <tr><td></td><td>BANCHINA</td></tr> <tr><td></td><td>MARCIAPIEDE</td></tr> <tr><td></td><td>ALTRO</td></tr> </table> <p>Note:</p>	x	SEDE STRADALE		BANCHINA		MARCIAPIEDE		ALTRO	<table border="1"> <tr><td colspan="3">SOSTEGNO</td></tr> <tr><td>?</td><td>-</td><td>↺</td></tr> <tr><td></td><td></td><td>x</td></tr> <tr><td colspan="3">DIFFUSORE</td></tr> <tr><td>?</td><td>-</td><td>↺</td></tr> <tr><td></td><td></td><td>x</td></tr> <tr><td colspan="3">GENERALE</td></tr> <tr><td>?</td><td>-</td><td>↺</td></tr> <tr><td></td><td></td><td>x</td></tr> </table>	SOSTEGNO			?	-	↺			x	DIFFUSORE			?	-	↺			x	GENERALE			?	-	↺			x
COORD. GPS																																																																			
MARCA																																																																			
TIPO																																																																			
QUADRO																																																																			
<input type="checkbox"/>	IP																																																																		
	CLASSE	1																																																																	
	CUT OFF																																																																		
	SEMI CUT OFF	x																																																																	
	LINEA																																																																		
	SEZ.																																																																		
x	PE																																																																		
x	SEDE STRADALE																																																																		
	BANCHINA																																																																		
	MARCIAPIEDE																																																																		
	ALTRO																																																																		
SOSTEGNO																																																																			
?	-	↺																																																																	
		x																																																																	
DIFFUSORE																																																																			
?	-	↺																																																																	
		x																																																																	
GENERALE																																																																			
?	-	↺																																																																	
		x																																																																	
COD.	272	VIA <b>Strada delle Pianezze</b>																																																																	
	<b>CARATT.MECCANICHE</b>	<b>POSA</b>	<b>DIMENSIONI</b>																																																																
	<table border="1"> <tr><td><input type="checkbox"/></td><td>PALO</td><td></td><td>CLS</td></tr> <tr><td></td><td>CILINDRICO</td><td>x</td><td>FE</td></tr> <tr><td></td><td>RASTREMATO</td><td></td><td>PVC</td></tr> <tr><td>x</td><td>CONICO</td><td></td><td>LEGNO</td></tr> </table>	<input type="checkbox"/>	PALO		CLS		CILINDRICO	x	FE		RASTREMATO		PVC	x	CONICO		LEGNO	<table border="1"> <tr><td>x</td><td>POZZ.</td><td>SCATOLA</td></tr> <tr><td></td><td>CLS</td><td>PVC</td></tr> <tr><td>x</td><td>FE</td><td>FE</td></tr> <tr><td></td><td>PVC</td><td>INCASSO</td></tr> <tr><td></td><td></td><td>ESTERNA</td></tr> </table>	x	POZZ.	SCATOLA		CLS	PVC	x	FE	FE		PVC	INCASSO			ESTERNA	<table border="1"> <tr><td></td><td>H.</td><td>9 m</td></tr> <tr><td></td><td>L.</td><td></td></tr> <tr><td></td><td>AcZn</td><td></td></tr> <tr><td>x</td><td>VERN.</td><td></td></tr> </table>		H.	9 m		L.			AcZn		x	VERN.																						
<input type="checkbox"/>	PALO		CLS																																																																
	CILINDRICO	x	FE																																																																
	RASTREMATO		PVC																																																																
x	CONICO		LEGNO																																																																
x	POZZ.	SCATOLA																																																																	
	CLS	PVC																																																																	
x	FE	FE																																																																	
	PVC	INCASSO																																																																	
		ESTERNA																																																																	
	H.	9 m																																																																	
	L.																																																																		
	AcZn																																																																		
x	VERN.																																																																		
<b>IDENTIFICAZIONE</b>	<b>CARATT.ELETTRICHE</b>	<b>POSIZIONE</b>	<b>CONDIZIONI</b>																																																																
<table border="1"> <tr><td colspan="2">COORD. GPS</td></tr> <tr><td>MARCA</td><td></td></tr> <tr><td>TIPO</td><td></td></tr> <tr><td>QUADRO</td><td></td></tr> </table> <p>Note: Testapalo</p>	COORD. GPS		MARCA		TIPO		QUADRO		<table border="1"> <tr><td><input type="checkbox"/></td><td>IP</td><td></td></tr> <tr><td></td><td>CLASSE</td><td>1</td></tr> <tr><td></td><td>CUT OFF</td><td></td></tr> <tr><td></td><td>SEMI CUT OFF</td><td>x</td></tr> <tr><td></td><td>LINEA</td><td></td></tr> <tr><td></td><td>SEZ.</td><td></td></tr> <tr><td>x</td><td>PE</td><td></td></tr> </table>	<input type="checkbox"/>	IP			CLASSE	1		CUT OFF			SEMI CUT OFF	x		LINEA			SEZ.		x	PE		<table border="1"> <tr><td>x</td><td>SEDE STRADALE</td></tr> <tr><td></td><td>BANCHINA</td></tr> <tr><td></td><td>MARCIAPIEDE</td></tr> <tr><td></td><td>ALTRO</td></tr> </table> <p>Note:</p>	x	SEDE STRADALE		BANCHINA		MARCIAPIEDE		ALTRO	<table border="1"> <tr><td colspan="3">SOSTEGNO</td></tr> <tr><td>?</td><td>-</td><td>↺</td></tr> <tr><td></td><td></td><td>x</td></tr> <tr><td colspan="3">DIFFUSORE</td></tr> <tr><td>?</td><td>-</td><td>↺</td></tr> <tr><td></td><td></td><td>x</td></tr> <tr><td colspan="3">GENERALE</td></tr> <tr><td>?</td><td>-</td><td>↺</td></tr> <tr><td></td><td></td><td>x</td></tr> </table>	SOSTEGNO			?	-	↺			x	DIFFUSORE			?	-	↺			x	GENERALE			?	-	↺			x
COORD. GPS																																																																			
MARCA																																																																			
TIPO																																																																			
QUADRO																																																																			
<input type="checkbox"/>	IP																																																																		
	CLASSE	1																																																																	
	CUT OFF																																																																		
	SEMI CUT OFF	x																																																																	
	LINEA																																																																		
	SEZ.																																																																		
x	PE																																																																		
x	SEDE STRADALE																																																																		
	BANCHINA																																																																		
	MARCIAPIEDE																																																																		
	ALTRO																																																																		
SOSTEGNO																																																																			
?	-	↺																																																																	
		x																																																																	
DIFFUSORE																																																																			
?	-	↺																																																																	
		x																																																																	
GENERALE																																																																			
?	-	↺																																																																	
		x																																																																	
COD.	273	VIA <b>Strada delle Pianezze</b>																																																																	
	<b>CARATT.MECCANICHE</b>	<b>POSA</b>	<b>DIMENSIONI</b>																																																																
	<table border="1"> <tr><td><input type="checkbox"/></td><td>PALO</td><td></td><td>CLS</td></tr> <tr><td></td><td>CILINDRICO</td><td>x</td><td>FE</td></tr> <tr><td></td><td>RASTREMATO</td><td></td><td>PVC</td></tr> <tr><td>x</td><td>CONICO</td><td></td><td>LEGNO</td></tr> </table>	<input type="checkbox"/>	PALO		CLS		CILINDRICO	x	FE		RASTREMATO		PVC	x	CONICO		LEGNO	<table border="1"> <tr><td>x</td><td>POZZ.</td><td>SCATOLA</td></tr> <tr><td></td><td>CLS</td><td>PVC</td></tr> <tr><td>x</td><td>FE</td><td>FE</td></tr> <tr><td></td><td>PVC</td><td>INCASSO</td></tr> <tr><td></td><td></td><td>ESTERNA</td></tr> </table>	x	POZZ.	SCATOLA		CLS	PVC	x	FE	FE		PVC	INCASSO			ESTERNA	<table border="1"> <tr><td></td><td>H.</td><td>9 m</td></tr> <tr><td></td><td>L.</td><td></td></tr> <tr><td></td><td>AcZn</td><td></td></tr> <tr><td>x</td><td>VERN.</td><td></td></tr> </table>		H.	9 m		L.			AcZn		x	VERN.																						
<input type="checkbox"/>	PALO		CLS																																																																
	CILINDRICO	x	FE																																																																
	RASTREMATO		PVC																																																																
x	CONICO		LEGNO																																																																
x	POZZ.	SCATOLA																																																																	
	CLS	PVC																																																																	
x	FE	FE																																																																	
	PVC	INCASSO																																																																	
		ESTERNA																																																																	
	H.	9 m																																																																	
	L.																																																																		
	AcZn																																																																		
x	VERN.																																																																		
<b>IDENTIFICAZIONE</b>	<b>CARATT.ELETTRICHE</b>	<b>POSIZIONE</b>	<b>CONDIZIONI</b>																																																																
<table border="1"> <tr><td colspan="2">COORD. GPS</td></tr> <tr><td>MARCA</td><td></td></tr> <tr><td>TIPO</td><td></td></tr> <tr><td>QUADRO</td><td></td></tr> </table> <p>Note: Testapalo Situato interno proprietà privata</p>	COORD. GPS		MARCA		TIPO		QUADRO		<table border="1"> <tr><td><input type="checkbox"/></td><td>IP</td><td></td></tr> <tr><td></td><td>CLASSE</td><td>1</td></tr> <tr><td></td><td>CUT OFF</td><td></td></tr> <tr><td></td><td>SEMI CUT OFF</td><td>x</td></tr> <tr><td></td><td>LINEA</td><td></td></tr> <tr><td></td><td>SEZ.</td><td></td></tr> <tr><td>x</td><td>PE</td><td></td></tr> </table>	<input type="checkbox"/>	IP			CLASSE	1		CUT OFF			SEMI CUT OFF	x		LINEA			SEZ.		x	PE		<table border="1"> <tr><td>x</td><td>SEDE STRADALE</td></tr> <tr><td></td><td>BANCHINA</td></tr> <tr><td></td><td>MARCIAPIEDE</td></tr> <tr><td></td><td>ALTRO</td></tr> </table> <p>Note: diffusore sporco</p>	x	SEDE STRADALE		BANCHINA		MARCIAPIEDE		ALTRO	<table border="1"> <tr><td colspan="3">SOSTEGNO</td></tr> <tr><td>?</td><td>-</td><td>↺</td></tr> <tr><td></td><td></td><td>x</td></tr> <tr><td colspan="3">DIFFUSORE</td></tr> <tr><td>?</td><td>-</td><td>↺</td></tr> <tr><td></td><td></td><td>x</td></tr> <tr><td colspan="3">GENERALE</td></tr> <tr><td>?</td><td>-</td><td>↺</td></tr> <tr><td></td><td></td><td>x</td></tr> </table>	SOSTEGNO			?	-	↺			x	DIFFUSORE			?	-	↺			x	GENERALE			?	-	↺			x
COORD. GPS																																																																			
MARCA																																																																			
TIPO																																																																			
QUADRO																																																																			
<input type="checkbox"/>	IP																																																																		
	CLASSE	1																																																																	
	CUT OFF																																																																		
	SEMI CUT OFF	x																																																																	
	LINEA																																																																		
	SEZ.																																																																		
x	PE																																																																		
x	SEDE STRADALE																																																																		
	BANCHINA																																																																		
	MARCIAPIEDE																																																																		
	ALTRO																																																																		
SOSTEGNO																																																																			
?	-	↺																																																																	
		x																																																																	
DIFFUSORE																																																																			
?	-	↺																																																																	
		x																																																																	
GENERALE																																																																			
?	-	↺																																																																	
		x																																																																	




<b>00</b>	PIANO REGOLATORE DELL'ILLUMINAZIONE COMUNALE – PRIC – DEL COMUNE DI SCURELLE (TN)	<i>censimento</i>	
<b>SEZ</b>		Pag. 96 di 143	25_09_rel.doc

COD.	274	VIA <b>Strada delle Pianezze</b>																																					
		<b>CARATT.MECCANICHE</b>	<b>POSA</b>																																				
		<table border="1"> <tr><td><input type="checkbox"/></td><td>PALO</td><td><input type="checkbox"/></td><td>CLS</td></tr> <tr><td><input type="checkbox"/></td><td>CILINDRICO</td><td><input checked="" type="checkbox"/></td><td>FE</td></tr> <tr><td><input type="checkbox"/></td><td>RASTREMATO</td><td><input type="checkbox"/></td><td>PVC</td></tr> <tr><td><input checked="" type="checkbox"/></td><td>CONICO</td><td><input type="checkbox"/></td><td>LEGNO</td></tr> </table>	<input type="checkbox"/>	PALO	<input type="checkbox"/>	CLS	<input type="checkbox"/>	CILINDRICO	<input checked="" type="checkbox"/>	FE	<input type="checkbox"/>	RASTREMATO	<input type="checkbox"/>	PVC	<input checked="" type="checkbox"/>	CONICO	<input type="checkbox"/>	LEGNO	<table border="1"> <tr><td><input checked="" type="checkbox"/></td><td>POZZ.</td><td><input type="checkbox"/></td><td>SCATOLA</td></tr> <tr><td><input type="checkbox"/></td><td>CLS</td><td><input type="checkbox"/></td><td>PVC</td></tr> <tr><td><input checked="" type="checkbox"/></td><td>FE</td><td><input type="checkbox"/></td><td>FE</td></tr> <tr><td><input type="checkbox"/></td><td>PVC</td><td><input type="checkbox"/></td><td>INCASSO</td></tr> <tr><td><input type="checkbox"/></td><td></td><td><input type="checkbox"/></td><td>ESTERNA</td></tr> </table>	<input checked="" type="checkbox"/>	POZZ.	<input type="checkbox"/>	SCATOLA	<input type="checkbox"/>	CLS	<input type="checkbox"/>	PVC	<input checked="" type="checkbox"/>	FE	<input type="checkbox"/>	FE	<input type="checkbox"/>	PVC	<input type="checkbox"/>	INCASSO	<input type="checkbox"/>		<input type="checkbox"/>	ESTERNA
<input type="checkbox"/>	PALO	<input type="checkbox"/>	CLS																																				
<input type="checkbox"/>	CILINDRICO	<input checked="" type="checkbox"/>	FE																																				
<input type="checkbox"/>	RASTREMATO	<input type="checkbox"/>	PVC																																				
<input checked="" type="checkbox"/>	CONICO	<input type="checkbox"/>	LEGNO																																				
<input checked="" type="checkbox"/>	POZZ.	<input type="checkbox"/>	SCATOLA																																				
<input type="checkbox"/>	CLS	<input type="checkbox"/>	PVC																																				
<input checked="" type="checkbox"/>	FE	<input type="checkbox"/>	FE																																				
<input type="checkbox"/>	PVC	<input type="checkbox"/>	INCASSO																																				
<input type="checkbox"/>		<input type="checkbox"/>	ESTERNA																																				
		<b>DIMENSIONI</b>																																					
		<table border="1"> <tr><td><input type="checkbox"/></td><td>H.</td><td>9 m</td></tr> <tr><td><input type="checkbox"/></td><td>L.</td><td></td></tr> <tr><td><input type="checkbox"/></td><td>AcZn</td><td></td></tr> <tr><td><input checked="" type="checkbox"/></td><td>VERN.</td><td></td></tr> </table>		<input type="checkbox"/>	H.	9 m	<input type="checkbox"/>	L.		<input type="checkbox"/>	AcZn		<input checked="" type="checkbox"/>	VERN.																									
<input type="checkbox"/>	H.	9 m																																					
<input type="checkbox"/>	L.																																						
<input type="checkbox"/>	AcZn																																						
<input checked="" type="checkbox"/>	VERN.																																						
<b>IDENTIFICAZIONE</b>		<b>CARATT.ELETTRICHE</b>																																					
<table border="1"> <tr><td colspan="2">COORD. GPS</td></tr> <tr><td>MARCA</td><td></td></tr> <tr><td>TIPO</td><td></td></tr> <tr><td>QUADRO</td><td></td></tr> </table> <p>Note: Testapalo Situato interno proprietà privata</p>		COORD. GPS		MARCA		TIPO		QUADRO		<table border="1"> <tr><td><input type="checkbox"/></td><td>IP</td><td></td></tr> <tr><td><input type="checkbox"/></td><td>CLASSE</td><td>1</td></tr> <tr><td><input type="checkbox"/></td><td>CUT OFF</td><td></td></tr> <tr><td><input type="checkbox"/></td><td>SEMI CUT OFF</td><td><input checked="" type="checkbox"/></td></tr> <tr><td><input type="checkbox"/></td><td>LINEA</td><td></td></tr> <tr><td><input type="checkbox"/></td><td>SEZ.</td><td></td></tr> <tr><td><input checked="" type="checkbox"/></td><td>PE</td><td></td></tr> </table>		<input type="checkbox"/>	IP		<input type="checkbox"/>	CLASSE	1	<input type="checkbox"/>	CUT OFF		<input type="checkbox"/>	SEMI CUT OFF	<input checked="" type="checkbox"/>	<input type="checkbox"/>	LINEA		<input type="checkbox"/>	SEZ.		<input checked="" type="checkbox"/>	PE								
COORD. GPS																																							
MARCA																																							
TIPO																																							
QUADRO																																							
<input type="checkbox"/>	IP																																						
<input type="checkbox"/>	CLASSE	1																																					
<input type="checkbox"/>	CUT OFF																																						
<input type="checkbox"/>	SEMI CUT OFF	<input checked="" type="checkbox"/>																																					
<input type="checkbox"/>	LINEA																																						
<input type="checkbox"/>	SEZ.																																						
<input checked="" type="checkbox"/>	PE																																						
		<b>POSIZIONE</b>																																					
		<table border="1"> <tr><td><input checked="" type="checkbox"/></td><td>SEDE STRADALE</td></tr> <tr><td><input type="checkbox"/></td><td>BANCHINA</td></tr> <tr><td><input type="checkbox"/></td><td>MARCIAPIEDE</td></tr> <tr><td><input type="checkbox"/></td><td>ALTRO</td></tr> </table> <p>Note:</p>		<input checked="" type="checkbox"/>	SEDE STRADALE	<input type="checkbox"/>	BANCHINA	<input type="checkbox"/>	MARCIAPIEDE	<input type="checkbox"/>	ALTRO																												
<input checked="" type="checkbox"/>	SEDE STRADALE																																						
<input type="checkbox"/>	BANCHINA																																						
<input type="checkbox"/>	MARCIAPIEDE																																						
<input type="checkbox"/>	ALTRO																																						
		<b>CONDIZIONI</b>																																					
		<table border="1"> <tr><td colspan="3">SOSTEGNO</td></tr> <tr><td><input type="checkbox"/></td><td>-</td><td><input type="checkbox"/></td></tr> <tr><td><input type="checkbox"/></td><td></td><td><input checked="" type="checkbox"/></td></tr> <tr><td colspan="3">DIFFUSORE</td></tr> <tr><td><input type="checkbox"/></td><td>-</td><td><input type="checkbox"/></td></tr> <tr><td><input type="checkbox"/></td><td></td><td><input checked="" type="checkbox"/></td></tr> <tr><td colspan="3">GENERALE</td></tr> <tr><td><input type="checkbox"/></td><td>-</td><td><input type="checkbox"/></td></tr> <tr><td><input type="checkbox"/></td><td></td><td><input checked="" type="checkbox"/></td></tr> </table>		SOSTEGNO			<input type="checkbox"/>	-	<input type="checkbox"/>	<input type="checkbox"/>		<input checked="" type="checkbox"/>	DIFFUSORE			<input type="checkbox"/>	-	<input type="checkbox"/>	<input type="checkbox"/>		<input checked="" type="checkbox"/>	GENERALE			<input type="checkbox"/>	-	<input type="checkbox"/>	<input type="checkbox"/>		<input checked="" type="checkbox"/>									
SOSTEGNO																																							
<input type="checkbox"/>	-	<input type="checkbox"/>																																					
<input type="checkbox"/>		<input checked="" type="checkbox"/>																																					
DIFFUSORE																																							
<input type="checkbox"/>	-	<input type="checkbox"/>																																					
<input type="checkbox"/>		<input checked="" type="checkbox"/>																																					
GENERALE																																							
<input type="checkbox"/>	-	<input type="checkbox"/>																																					
<input type="checkbox"/>		<input checked="" type="checkbox"/>																																					




COD.	275	VIA <b>Strada delle Castellare</b>																																									
		<b>CARATT.MECCANICHE</b>	<b>POSA</b>																																								
		<table border="1"> <tr><td><input type="checkbox"/></td><td>PALO</td><td><input type="checkbox"/></td><td>CLS</td></tr> <tr><td><input type="checkbox"/></td><td>CILINDRICO</td><td><input checked="" type="checkbox"/></td><td>FE</td></tr> <tr><td><input type="checkbox"/></td><td>RASTREMATO</td><td><input type="checkbox"/></td><td>PVC</td></tr> <tr><td><input type="checkbox"/></td><td>CONICO</td><td><input type="checkbox"/></td><td>LEGNO</td></tr> <tr><td><input checked="" type="checkbox"/></td><td>MENSOLA</td><td><input type="checkbox"/></td><td></td></tr> </table>	<input type="checkbox"/>	PALO	<input type="checkbox"/>	CLS	<input type="checkbox"/>	CILINDRICO	<input checked="" type="checkbox"/>	FE	<input type="checkbox"/>	RASTREMATO	<input type="checkbox"/>	PVC	<input type="checkbox"/>	CONICO	<input type="checkbox"/>	LEGNO	<input checked="" type="checkbox"/>	MENSOLA	<input type="checkbox"/>		<table border="1"> <tr><td><input checked="" type="checkbox"/></td><td>POZZ.</td><td><input type="checkbox"/></td><td>SCATOLA</td></tr> <tr><td><input type="checkbox"/></td><td>CLS</td><td><input type="checkbox"/></td><td>PVC</td></tr> <tr><td><input checked="" type="checkbox"/></td><td>FE</td><td><input type="checkbox"/></td><td>FE</td></tr> <tr><td><input type="checkbox"/></td><td>PVC</td><td><input type="checkbox"/></td><td>INCASSO</td></tr> <tr><td><input type="checkbox"/></td><td></td><td><input type="checkbox"/></td><td>ESTERNA</td></tr> </table>	<input checked="" type="checkbox"/>	POZZ.	<input type="checkbox"/>	SCATOLA	<input type="checkbox"/>	CLS	<input type="checkbox"/>	PVC	<input checked="" type="checkbox"/>	FE	<input type="checkbox"/>	FE	<input type="checkbox"/>	PVC	<input type="checkbox"/>	INCASSO	<input type="checkbox"/>		<input type="checkbox"/>	ESTERNA
<input type="checkbox"/>	PALO	<input type="checkbox"/>	CLS																																								
<input type="checkbox"/>	CILINDRICO	<input checked="" type="checkbox"/>	FE																																								
<input type="checkbox"/>	RASTREMATO	<input type="checkbox"/>	PVC																																								
<input type="checkbox"/>	CONICO	<input type="checkbox"/>	LEGNO																																								
<input checked="" type="checkbox"/>	MENSOLA	<input type="checkbox"/>																																									
<input checked="" type="checkbox"/>	POZZ.	<input type="checkbox"/>	SCATOLA																																								
<input type="checkbox"/>	CLS	<input type="checkbox"/>	PVC																																								
<input checked="" type="checkbox"/>	FE	<input type="checkbox"/>	FE																																								
<input type="checkbox"/>	PVC	<input type="checkbox"/>	INCASSO																																								
<input type="checkbox"/>		<input type="checkbox"/>	ESTERNA																																								
		<b>DIMENSIONI</b>																																									
		<table border="1"> <tr><td><input type="checkbox"/></td><td>H.</td><td></td></tr> <tr><td><input type="checkbox"/></td><td>L.</td><td>50cm</td></tr> <tr><td><input type="checkbox"/></td><td>AcZn</td><td></td></tr> <tr><td><input checked="" type="checkbox"/></td><td>VERN.</td><td></td></tr> </table>		<input type="checkbox"/>	H.		<input type="checkbox"/>	L.	50cm	<input type="checkbox"/>	AcZn		<input checked="" type="checkbox"/>	VERN.																													
<input type="checkbox"/>	H.																																										
<input type="checkbox"/>	L.	50cm																																									
<input type="checkbox"/>	AcZn																																										
<input checked="" type="checkbox"/>	VERN.																																										
<b>IDENTIFICAZIONE</b>		<b>CARATT.ELETTRICHE</b>																																									
<table border="1"> <tr><td colspan="2">COORD. GPS</td></tr> <tr><td>MARCA</td><td></td></tr> <tr><td>TIPO</td><td></td></tr> <tr><td>QUADRO</td><td></td></tr> </table> <p>Note:</p>		COORD. GPS		MARCA		TIPO		QUADRO		<table border="1"> <tr><td><input type="checkbox"/></td><td>IP</td><td></td></tr> <tr><td><input type="checkbox"/></td><td>CLASSE</td><td>1</td></tr> <tr><td><input type="checkbox"/></td><td>CUT OFF</td><td></td></tr> <tr><td><input type="checkbox"/></td><td>SEMI CUT OFF</td><td><input checked="" type="checkbox"/></td></tr> <tr><td><input type="checkbox"/></td><td>LINEA</td><td></td></tr> <tr><td><input type="checkbox"/></td><td>SEZ.</td><td></td></tr> <tr><td><input checked="" type="checkbox"/></td><td>PE</td><td></td></tr> </table>		<input type="checkbox"/>	IP		<input type="checkbox"/>	CLASSE	1	<input type="checkbox"/>	CUT OFF		<input type="checkbox"/>	SEMI CUT OFF	<input checked="" type="checkbox"/>	<input type="checkbox"/>	LINEA		<input type="checkbox"/>	SEZ.		<input checked="" type="checkbox"/>	PE												
COORD. GPS																																											
MARCA																																											
TIPO																																											
QUADRO																																											
<input type="checkbox"/>	IP																																										
<input type="checkbox"/>	CLASSE	1																																									
<input type="checkbox"/>	CUT OFF																																										
<input type="checkbox"/>	SEMI CUT OFF	<input checked="" type="checkbox"/>																																									
<input type="checkbox"/>	LINEA																																										
<input type="checkbox"/>	SEZ.																																										
<input checked="" type="checkbox"/>	PE																																										
		<b>POSIZIONE</b>																																									
		<table border="1"> <tr><td><input checked="" type="checkbox"/></td><td>SEDE STRADALE</td></tr> <tr><td><input type="checkbox"/></td><td>BANCHINA</td></tr> <tr><td><input type="checkbox"/></td><td>MARCIAPIEDE</td></tr> <tr><td><input type="checkbox"/></td><td>ALTRO</td></tr> </table> <p>Note:</p>		<input checked="" type="checkbox"/>	SEDE STRADALE	<input type="checkbox"/>	BANCHINA	<input type="checkbox"/>	MARCIAPIEDE	<input type="checkbox"/>	ALTRO																																
<input checked="" type="checkbox"/>	SEDE STRADALE																																										
<input type="checkbox"/>	BANCHINA																																										
<input type="checkbox"/>	MARCIAPIEDE																																										
<input type="checkbox"/>	ALTRO																																										
		<b>CONDIZIONI</b>																																									
		<table border="1"> <tr><td colspan="3">SOSTEGNO</td></tr> <tr><td><input type="checkbox"/></td><td>-</td><td><input type="checkbox"/></td></tr> <tr><td><input type="checkbox"/></td><td></td><td><input checked="" type="checkbox"/></td></tr> <tr><td colspan="3">DIFFUSORE</td></tr> <tr><td><input type="checkbox"/></td><td>-</td><td><input type="checkbox"/></td></tr> <tr><td><input type="checkbox"/></td><td></td><td><input checked="" type="checkbox"/></td></tr> <tr><td colspan="3">GENERALE</td></tr> <tr><td><input type="checkbox"/></td><td>-</td><td><input type="checkbox"/></td></tr> <tr><td><input type="checkbox"/></td><td></td><td><input checked="" type="checkbox"/></td></tr> </table>		SOSTEGNO			<input type="checkbox"/>	-	<input type="checkbox"/>	<input type="checkbox"/>		<input checked="" type="checkbox"/>	DIFFUSORE			<input type="checkbox"/>	-	<input type="checkbox"/>	<input type="checkbox"/>		<input checked="" type="checkbox"/>	GENERALE			<input type="checkbox"/>	-	<input type="checkbox"/>	<input type="checkbox"/>		<input checked="" type="checkbox"/>													
SOSTEGNO																																											
<input type="checkbox"/>	-	<input type="checkbox"/>																																									
<input type="checkbox"/>		<input checked="" type="checkbox"/>																																									
DIFFUSORE																																											
<input type="checkbox"/>	-	<input type="checkbox"/>																																									
<input type="checkbox"/>		<input checked="" type="checkbox"/>																																									
GENERALE																																											
<input type="checkbox"/>	-	<input type="checkbox"/>																																									
<input type="checkbox"/>		<input checked="" type="checkbox"/>																																									

COD.	276	VIA <b>Strada delle Pianezze</b>																																					
		<b>CARATT.MECCANICHE</b>	<b>POSA</b>																																				
		<table border="1"> <tr><td><input type="checkbox"/></td><td>PALO</td><td><input type="checkbox"/></td><td>CLS</td></tr> <tr><td><input type="checkbox"/></td><td>CILINDRICO</td><td><input checked="" type="checkbox"/></td><td>FE</td></tr> <tr><td><input type="checkbox"/></td><td>RASTREMATO</td><td><input type="checkbox"/></td><td>PVC</td></tr> <tr><td><input checked="" type="checkbox"/></td><td>CONICO</td><td><input type="checkbox"/></td><td>LEGNO</td></tr> </table>	<input type="checkbox"/>	PALO	<input type="checkbox"/>	CLS	<input type="checkbox"/>	CILINDRICO	<input checked="" type="checkbox"/>	FE	<input type="checkbox"/>	RASTREMATO	<input type="checkbox"/>	PVC	<input checked="" type="checkbox"/>	CONICO	<input type="checkbox"/>	LEGNO	<table border="1"> <tr><td><input checked="" type="checkbox"/></td><td>POZZ.</td><td><input type="checkbox"/></td><td>SCATOLA</td></tr> <tr><td><input type="checkbox"/></td><td>CLS</td><td><input type="checkbox"/></td><td>PVC</td></tr> <tr><td><input checked="" type="checkbox"/></td><td>FE</td><td><input type="checkbox"/></td><td>FE</td></tr> <tr><td><input type="checkbox"/></td><td>PVC</td><td><input type="checkbox"/></td><td>INCASSO</td></tr> <tr><td><input type="checkbox"/></td><td></td><td><input type="checkbox"/></td><td>ESTERNA</td></tr> </table>	<input checked="" type="checkbox"/>	POZZ.	<input type="checkbox"/>	SCATOLA	<input type="checkbox"/>	CLS	<input type="checkbox"/>	PVC	<input checked="" type="checkbox"/>	FE	<input type="checkbox"/>	FE	<input type="checkbox"/>	PVC	<input type="checkbox"/>	INCASSO	<input type="checkbox"/>		<input type="checkbox"/>	ESTERNA
<input type="checkbox"/>	PALO	<input type="checkbox"/>	CLS																																				
<input type="checkbox"/>	CILINDRICO	<input checked="" type="checkbox"/>	FE																																				
<input type="checkbox"/>	RASTREMATO	<input type="checkbox"/>	PVC																																				
<input checked="" type="checkbox"/>	CONICO	<input type="checkbox"/>	LEGNO																																				
<input checked="" type="checkbox"/>	POZZ.	<input type="checkbox"/>	SCATOLA																																				
<input type="checkbox"/>	CLS	<input type="checkbox"/>	PVC																																				
<input checked="" type="checkbox"/>	FE	<input type="checkbox"/>	FE																																				
<input type="checkbox"/>	PVC	<input type="checkbox"/>	INCASSO																																				
<input type="checkbox"/>		<input type="checkbox"/>	ESTERNA																																				
		<b>DIMENSIONI</b>																																					
		<table border="1"> <tr><td><input type="checkbox"/></td><td>H.</td><td>9 m</td></tr> <tr><td><input type="checkbox"/></td><td>L.</td><td></td></tr> <tr><td><input type="checkbox"/></td><td>AcZn</td><td></td></tr> <tr><td><input checked="" type="checkbox"/></td><td>VERN.</td><td></td></tr> </table>		<input type="checkbox"/>	H.	9 m	<input type="checkbox"/>	L.		<input type="checkbox"/>	AcZn		<input checked="" type="checkbox"/>	VERN.																									
<input type="checkbox"/>	H.	9 m																																					
<input type="checkbox"/>	L.																																						
<input type="checkbox"/>	AcZn																																						
<input checked="" type="checkbox"/>	VERN.																																						
<b>IDENTIFICAZIONE</b>		<b>CARATT.ELETTRICHE</b>																																					
<table border="1"> <tr><td colspan="2">COORD. GPS</td></tr> <tr><td>MARCA</td><td></td></tr> <tr><td>TIPO</td><td></td></tr> <tr><td>QUADRO</td><td></td></tr> </table> <p>Note: Testapalo</p>		COORD. GPS		MARCA		TIPO		QUADRO		<table border="1"> <tr><td><input type="checkbox"/></td><td>IP</td><td></td></tr> <tr><td><input type="checkbox"/></td><td>CLASSE</td><td>1</td></tr> <tr><td><input type="checkbox"/></td><td>CUT OFF</td><td></td></tr> <tr><td><input type="checkbox"/></td><td>SEMI CUT OFF</td><td><input checked="" type="checkbox"/></td></tr> <tr><td><input type="checkbox"/></td><td>LINEA</td><td></td></tr> <tr><td><input type="checkbox"/></td><td>SEZ.</td><td></td></tr> <tr><td><input checked="" type="checkbox"/></td><td>PE</td><td></td></tr> </table>		<input type="checkbox"/>	IP		<input type="checkbox"/>	CLASSE	1	<input type="checkbox"/>	CUT OFF		<input type="checkbox"/>	SEMI CUT OFF	<input checked="" type="checkbox"/>	<input type="checkbox"/>	LINEA		<input type="checkbox"/>	SEZ.		<input checked="" type="checkbox"/>	PE								
COORD. GPS																																							
MARCA																																							
TIPO																																							
QUADRO																																							
<input type="checkbox"/>	IP																																						
<input type="checkbox"/>	CLASSE	1																																					
<input type="checkbox"/>	CUT OFF																																						
<input type="checkbox"/>	SEMI CUT OFF	<input checked="" type="checkbox"/>																																					
<input type="checkbox"/>	LINEA																																						
<input type="checkbox"/>	SEZ.																																						
<input checked="" type="checkbox"/>	PE																																						
		<b>POSIZIONE</b>																																					
		<table border="1"> <tr><td><input checked="" type="checkbox"/></td><td>SEDE STRADALE</td></tr> <tr><td><input type="checkbox"/></td><td>BANCHINA</td></tr> <tr><td><input type="checkbox"/></td><td>MARCIAPIEDE</td></tr> <tr><td><input type="checkbox"/></td><td>ALTRO</td></tr> </table> <p>Note:</p>		<input checked="" type="checkbox"/>	SEDE STRADALE	<input type="checkbox"/>	BANCHINA	<input type="checkbox"/>	MARCIAPIEDE	<input type="checkbox"/>	ALTRO																												
<input checked="" type="checkbox"/>	SEDE STRADALE																																						
<input type="checkbox"/>	BANCHINA																																						
<input type="checkbox"/>	MARCIAPIEDE																																						
<input type="checkbox"/>	ALTRO																																						
		<b>CONDIZIONI</b>																																					
		<table border="1"> <tr><td colspan="3">SOSTEGNO</td></tr> <tr><td><input type="checkbox"/></td><td>-</td><td><input type="checkbox"/></td></tr> <tr><td><input type="checkbox"/></td><td></td><td><input checked="" type="checkbox"/></td></tr> <tr><td colspan="3">DIFFUSORE</td></tr> <tr><td><input type="checkbox"/></td><td>-</td><td><input type="checkbox"/></td></tr> <tr><td><input type="checkbox"/></td><td></td><td><input checked="" type="checkbox"/></td></tr> <tr><td colspan="3">GENERALE</td></tr> <tr><td><input type="checkbox"/></td><td>-</td><td><input type="checkbox"/></td></tr> <tr><td><input type="checkbox"/></td><td></td><td><input checked="" type="checkbox"/></td></tr> </table>		SOSTEGNO			<input type="checkbox"/>	-	<input type="checkbox"/>	<input type="checkbox"/>		<input checked="" type="checkbox"/>	DIFFUSORE			<input type="checkbox"/>	-	<input type="checkbox"/>	<input type="checkbox"/>		<input checked="" type="checkbox"/>	GENERALE			<input type="checkbox"/>	-	<input type="checkbox"/>	<input type="checkbox"/>		<input checked="" type="checkbox"/>									
SOSTEGNO																																							
<input type="checkbox"/>	-	<input type="checkbox"/>																																					
<input type="checkbox"/>		<input checked="" type="checkbox"/>																																					
DIFFUSORE																																							
<input type="checkbox"/>	-	<input type="checkbox"/>																																					
<input type="checkbox"/>		<input checked="" type="checkbox"/>																																					
GENERALE																																							
<input type="checkbox"/>	-	<input type="checkbox"/>																																					
<input type="checkbox"/>		<input checked="" type="checkbox"/>																																					

<b>00</b>	PIANO REGOLATORE DELL'ILLUMINAZIONE COMUNALE – PRIC – DEL COMUNE DI SCURELLE (TN)	<i>censimento</i>	
<b>SEZ</b>		Pag. 97 di 143	25_09_rel.doc

COD.	277	VIA <b>Strada delle Castellare</b>																																																									
	<table border="1"> <tr><th colspan="2">CARATT.MECCANICHE</th></tr> <tr><td>PALO</td><td>CLS</td></tr> <tr><td>CILINDRICO</td><td>x FE</td></tr> <tr><td>RASTREMATO</td><td>PVC</td></tr> <tr><td>CONICO</td><td>LEGNO</td></tr> <tr><td>x MENSOLA</td><td></td></tr> </table>	CARATT.MECCANICHE		PALO	CLS	CILINDRICO	x FE	RASTREMATO	PVC	CONICO	LEGNO	x MENSOLA		<table border="1"> <tr><th colspan="2">POSA</th></tr> <tr><td>x POZZ.</td><td>SCATOLA</td></tr> <tr><td>CLS</td><td>PVC</td></tr> <tr><td>x FE</td><td>FE</td></tr> <tr><td>PVC</td><td>INCASSO</td></tr> <tr><td></td><td>ESTERNA</td></tr> </table>	POSA		x POZZ.	SCATOLA	CLS	PVC	x FE	FE	PVC	INCASSO		ESTERNA	<table border="1"> <tr><th colspan="2">DIMENSIONI</th></tr> <tr><td>H.</td><td></td></tr> <tr><td>L.</td><td>50cm</td></tr> <tr><td>AcZn</td><td></td></tr> <tr><td>x VERN.</td><td></td></tr> </table>	DIMENSIONI		H.		L.	50cm	AcZn		x VERN.																							
CARATT.MECCANICHE																																																											
PALO	CLS																																																										
CILINDRICO	x FE																																																										
RASTREMATO	PVC																																																										
CONICO	LEGNO																																																										
x MENSOLA																																																											
POSA																																																											
x POZZ.	SCATOLA																																																										
CLS	PVC																																																										
x FE	FE																																																										
PVC	INCASSO																																																										
	ESTERNA																																																										
DIMENSIONI																																																											
H.																																																											
L.	50cm																																																										
AcZn																																																											
x VERN.																																																											
<table border="1"> <tr><th colspan="2">IDENTIFICAZIONE</th></tr> <tr><td colspan="2">COORD. GPS</td></tr> <tr><td>MARCA</td><td></td></tr> <tr><td>TIPO</td><td></td></tr> <tr><td>QUADRO</td><td></td></tr> </table> <p>Note:</p>	IDENTIFICAZIONE		COORD. GPS		MARCA		TIPO		QUADRO		<table border="1"> <tr><th colspan="2">CARATT.ELETTRICHE</th></tr> <tr><td>IP</td><td></td></tr> <tr><td>CLASSE</td><td>1</td></tr> <tr><td>CUT OFF</td><td></td></tr> <tr><td>SEMI CUT OFF</td><td>x</td></tr> <tr><td>LINEA</td><td></td></tr> <tr><td>SEZ.</td><td></td></tr> <tr><td>x PE</td><td></td></tr> </table>	CARATT.ELETTRICHE		IP		CLASSE	1	CUT OFF		SEMI CUT OFF	x	LINEA		SEZ.		x PE		<table border="1"> <tr><th colspan="2">POSIZIONE</th></tr> <tr><td>x SEDE STRADALE</td><td></td></tr> <tr><td>BANCHINA</td><td></td></tr> <tr><td>MARCIAPIEDE</td><td></td></tr> <tr><td>ALTRO</td><td></td></tr> </table> <p>Note:</p>	POSIZIONE		x SEDE STRADALE		BANCHINA		MARCIAPIEDE		ALTRO		<table border="1"> <tr><th colspan="2">CONDIZIONI</th></tr> <tr><th colspan="2">SOSTEGNO</th></tr> <tr><td>☐</td><td>- ☐</td></tr> <tr><td></td><td>x</td></tr> <tr><th colspan="2">DIFFUSORE</th></tr> <tr><td>☐</td><td>- ☐</td></tr> <tr><td></td><td>x</td></tr> <tr><th colspan="2">GENERALE</th></tr> <tr><td>☐</td><td>- ☐</td></tr> <tr><td></td><td>x</td></tr> </table>	CONDIZIONI		SOSTEGNO		☐	- ☐		x	DIFFUSORE		☐	- ☐		x	GENERALE		☐	- ☐		x
IDENTIFICAZIONE																																																											
COORD. GPS																																																											
MARCA																																																											
TIPO																																																											
QUADRO																																																											
CARATT.ELETTRICHE																																																											
IP																																																											
CLASSE	1																																																										
CUT OFF																																																											
SEMI CUT OFF	x																																																										
LINEA																																																											
SEZ.																																																											
x PE																																																											
POSIZIONE																																																											
x SEDE STRADALE																																																											
BANCHINA																																																											
MARCIAPIEDE																																																											
ALTRO																																																											
CONDIZIONI																																																											
SOSTEGNO																																																											
☐	- ☐																																																										
	x																																																										
DIFFUSORE																																																											
☐	- ☐																																																										
	x																																																										
GENERALE																																																											
☐	- ☐																																																										
	x																																																										
COD.	278	VIA <b>Strada delle Castellare</b>																																																									
	<table border="1"> <tr><th colspan="2">CARATT.MECCANICHE</th></tr> <tr><td>PALO</td><td>CLS</td></tr> <tr><td>CILINDRICO</td><td>x FE</td></tr> <tr><td>RASTREMATO</td><td>PVC</td></tr> <tr><td>x CONICO</td><td>LEGNO</td></tr> </table>	CARATT.MECCANICHE		PALO	CLS	CILINDRICO	x FE	RASTREMATO	PVC	x CONICO	LEGNO	<table border="1"> <tr><th colspan="2">POSA</th></tr> <tr><td>x POZZ.</td><td>SCATOLA</td></tr> <tr><td>CLS</td><td>PVC</td></tr> <tr><td>x FE</td><td>FE</td></tr> <tr><td>PVC</td><td>INCASSO</td></tr> <tr><td></td><td>ESTERNA</td></tr> </table>	POSA		x POZZ.	SCATOLA	CLS	PVC	x FE	FE	PVC	INCASSO		ESTERNA	<table border="1"> <tr><th colspan="2">DIMENSIONI</th></tr> <tr><td>H.</td><td>9 m</td></tr> <tr><td>L.</td><td></td></tr> <tr><td>AcZn</td><td></td></tr> <tr><td>x VERN.</td><td></td></tr> </table>	DIMENSIONI		H.	9 m	L.		AcZn		x VERN.																									
CARATT.MECCANICHE																																																											
PALO	CLS																																																										
CILINDRICO	x FE																																																										
RASTREMATO	PVC																																																										
x CONICO	LEGNO																																																										
POSA																																																											
x POZZ.	SCATOLA																																																										
CLS	PVC																																																										
x FE	FE																																																										
PVC	INCASSO																																																										
	ESTERNA																																																										
DIMENSIONI																																																											
H.	9 m																																																										
L.																																																											
AcZn																																																											
x VERN.																																																											
<table border="1"> <tr><th colspan="2">IDENTIFICAZIONE</th></tr> <tr><td colspan="2">COORD. GPS</td></tr> <tr><td>MARCA</td><td></td></tr> <tr><td>TIPO</td><td></td></tr> <tr><td>QUADRO</td><td></td></tr> </table> <p>Note: Testapalo</p>	IDENTIFICAZIONE		COORD. GPS		MARCA		TIPO		QUADRO		<table border="1"> <tr><th colspan="2">CARATT.ELETTRICHE</th></tr> <tr><td>IP</td><td></td></tr> <tr><td>CLASSE</td><td>1</td></tr> <tr><td>CUT OFF</td><td></td></tr> <tr><td>SEMI CUT OFF</td><td>x</td></tr> <tr><td>LINEA</td><td></td></tr> <tr><td>SEZ.</td><td></td></tr> <tr><td>x PE</td><td></td></tr> </table>	CARATT.ELETTRICHE		IP		CLASSE	1	CUT OFF		SEMI CUT OFF	x	LINEA		SEZ.		x PE		<table border="1"> <tr><th colspan="2">POSIZIONE</th></tr> <tr><td>x SEDE STRADALE</td><td></td></tr> <tr><td>BANCHINA</td><td></td></tr> <tr><td>MARCIAPIEDE</td><td></td></tr> <tr><td>ALTRO</td><td></td></tr> </table> <p>Note:</p>	POSIZIONE		x SEDE STRADALE		BANCHINA		MARCIAPIEDE		ALTRO		<table border="1"> <tr><th colspan="2">CONDIZIONI</th></tr> <tr><th colspan="2">SOSTEGNO</th></tr> <tr><td>☐</td><td>- ☐</td></tr> <tr><td></td><td>x</td></tr> <tr><th colspan="2">DIFFUSORE</th></tr> <tr><td>☐</td><td>- ☐</td></tr> <tr><td></td><td>x</td></tr> <tr><th colspan="2">GENERALE</th></tr> <tr><td>☐</td><td>- ☐</td></tr> <tr><td></td><td>x</td></tr> </table>	CONDIZIONI		SOSTEGNO		☐	- ☐		x	DIFFUSORE		☐	- ☐		x	GENERALE		☐	- ☐		x
IDENTIFICAZIONE																																																											
COORD. GPS																																																											
MARCA																																																											
TIPO																																																											
QUADRO																																																											
CARATT.ELETTRICHE																																																											
IP																																																											
CLASSE	1																																																										
CUT OFF																																																											
SEMI CUT OFF	x																																																										
LINEA																																																											
SEZ.																																																											
x PE																																																											
POSIZIONE																																																											
x SEDE STRADALE																																																											
BANCHINA																																																											
MARCIAPIEDE																																																											
ALTRO																																																											
CONDIZIONI																																																											
SOSTEGNO																																																											
☐	- ☐																																																										
	x																																																										
DIFFUSORE																																																											
☐	- ☐																																																										
	x																																																										
GENERALE																																																											
☐	- ☐																																																										
	x																																																										
COD.	279	VIA <b>Strada delle Castellare</b>																																																									
	<table border="1"> <tr><th colspan="2">CARATT.MECCANICHE</th></tr> <tr><td>PALO</td><td>CLS</td></tr> <tr><td>CILINDRICO</td><td>x FE</td></tr> <tr><td>RASTREMATO</td><td>PVC</td></tr> <tr><td>x CONICO</td><td>LEGNO</td></tr> </table>	CARATT.MECCANICHE		PALO	CLS	CILINDRICO	x FE	RASTREMATO	PVC	x CONICO	LEGNO	<table border="1"> <tr><th colspan="2">POSA</th></tr> <tr><td>x POZZ.</td><td>SCATOLA</td></tr> <tr><td>CLS</td><td>PVC</td></tr> <tr><td>x FE</td><td>FE</td></tr> <tr><td>PVC</td><td>INCASSO</td></tr> <tr><td></td><td>ESTERNA</td></tr> </table>	POSA		x POZZ.	SCATOLA	CLS	PVC	x FE	FE	PVC	INCASSO		ESTERNA	<table border="1"> <tr><th colspan="2">DIMENSIONI</th></tr> <tr><td>H.</td><td>9 m</td></tr> <tr><td>L.</td><td></td></tr> <tr><td>AcZn</td><td></td></tr> <tr><td>x VERN.</td><td></td></tr> </table>	DIMENSIONI		H.	9 m	L.		AcZn		x VERN.																									
CARATT.MECCANICHE																																																											
PALO	CLS																																																										
CILINDRICO	x FE																																																										
RASTREMATO	PVC																																																										
x CONICO	LEGNO																																																										
POSA																																																											
x POZZ.	SCATOLA																																																										
CLS	PVC																																																										
x FE	FE																																																										
PVC	INCASSO																																																										
	ESTERNA																																																										
DIMENSIONI																																																											
H.	9 m																																																										
L.																																																											
AcZn																																																											
x VERN.																																																											
<table border="1"> <tr><th colspan="2">IDENTIFICAZIONE</th></tr> <tr><td colspan="2">COORD. GPS</td></tr> <tr><td>MARCA</td><td></td></tr> <tr><td>TIPO</td><td></td></tr> <tr><td>QUADRO</td><td></td></tr> </table> <p>Note: Testapalo</p>	IDENTIFICAZIONE		COORD. GPS		MARCA		TIPO		QUADRO		<table border="1"> <tr><th colspan="2">CARATT.ELETTRICHE</th></tr> <tr><td>IP</td><td></td></tr> <tr><td>CLASSE</td><td>1</td></tr> <tr><td>CUT OFF</td><td></td></tr> <tr><td>SEMI CUT OFF</td><td>x</td></tr> <tr><td>LINEA</td><td></td></tr> <tr><td>SEZ.</td><td></td></tr> <tr><td>x PE</td><td></td></tr> </table>	CARATT.ELETTRICHE		IP		CLASSE	1	CUT OFF		SEMI CUT OFF	x	LINEA		SEZ.		x PE		<table border="1"> <tr><th colspan="2">POSIZIONE</th></tr> <tr><td>x SEDE STRADALE</td><td></td></tr> <tr><td>BANCHINA</td><td></td></tr> <tr><td>MARCIAPIEDE</td><td></td></tr> <tr><td>ALTRO</td><td></td></tr> </table> <p>Note:</p>	POSIZIONE		x SEDE STRADALE		BANCHINA		MARCIAPIEDE		ALTRO		<table border="1"> <tr><th colspan="2">CONDIZIONI</th></tr> <tr><th colspan="2">SOSTEGNO</th></tr> <tr><td>☐</td><td>- ☐</td></tr> <tr><td></td><td>x</td></tr> <tr><th colspan="2">DIFFUSORE</th></tr> <tr><td>☐</td><td>- ☐</td></tr> <tr><td></td><td>x</td></tr> <tr><th colspan="2">GENERALE</th></tr> <tr><td>☐</td><td>- ☐</td></tr> <tr><td></td><td>x</td></tr> </table>	CONDIZIONI		SOSTEGNO		☐	- ☐		x	DIFFUSORE		☐	- ☐		x	GENERALE		☐	- ☐		x
IDENTIFICAZIONE																																																											
COORD. GPS																																																											
MARCA																																																											
TIPO																																																											
QUADRO																																																											
CARATT.ELETTRICHE																																																											
IP																																																											
CLASSE	1																																																										
CUT OFF																																																											
SEMI CUT OFF	x																																																										
LINEA																																																											
SEZ.																																																											
x PE																																																											
POSIZIONE																																																											
x SEDE STRADALE																																																											
BANCHINA																																																											
MARCIAPIEDE																																																											
ALTRO																																																											
CONDIZIONI																																																											
SOSTEGNO																																																											
☐	- ☐																																																										
	x																																																										
DIFFUSORE																																																											
☐	- ☐																																																										
	x																																																										
GENERALE																																																											
☐	- ☐																																																										
	x																																																										

<b>00</b>	PIANO REGOLATORE DELL'ILLUMINAZIONE COMUNALE – PRIC – DEL COMUNE DI SCURELLE (TN)	<i>censimento</i>	
<b>SEZ</b>		Pag. 98 di 143	25_09_rel.doc




COD.	280	VIA <b>Strada delle Castellare</b>																																													
	<b>CARATT.MECCANICHE</b>	<b>POSA</b>	<b>DIMENSIONI</b>																																												
	<table border="1"> <tr><td>PALO</td><td></td><td>CLS</td></tr> <tr><td>CILINDRICO</td><td>x</td><td>FE</td></tr> <tr><td>RASTREMATO</td><td></td><td>PVC</td></tr> <tr><td>x CONICO</td><td></td><td>LEGNO</td></tr> </table>	PALO		CLS	CILINDRICO	x	FE	RASTREMATO		PVC	x CONICO		LEGNO	<table border="1"> <tr><td>x POZZ.</td><td>SCATOLA</td></tr> <tr><td>CLS</td><td>PVC</td></tr> <tr><td>x FE</td><td>FE</td></tr> <tr><td>PVC</td><td>INCASSO</td></tr> <tr><td></td><td>ESTERNA</td></tr> </table>	x POZZ.	SCATOLA	CLS	PVC	x FE	FE	PVC	INCASSO		ESTERNA	<table border="1"> <tr><td>H.</td><td>9 m</td></tr> <tr><td>L.</td><td></td></tr> <tr><td>AcZn</td><td></td></tr> <tr><td>x VERN.</td><td></td></tr> </table>	H.	9 m	L.		AcZn		x VERN.															
PALO		CLS																																													
CILINDRICO	x	FE																																													
RASTREMATO		PVC																																													
x CONICO		LEGNO																																													
x POZZ.	SCATOLA																																														
CLS	PVC																																														
x FE	FE																																														
PVC	INCASSO																																														
	ESTERNA																																														
H.	9 m																																														
L.																																															
AcZn																																															
x VERN.																																															
<b>IDENTIFICAZIONE</b>	<b>CARATT.ELETTRICHE</b>	<b>POSIZIONE</b>	<b>CONDIZIONI</b>																																												
<table border="1"> <tr><td colspan="2">COORD. GPS</td></tr> <tr><td>MARCA</td><td></td></tr> <tr><td>TIPO</td><td></td></tr> <tr><td>QUADRO</td><td></td></tr> </table> <p>Note:</p>	COORD. GPS		MARCA		TIPO		QUADRO		<table border="1"> <tr><td>IP</td><td></td></tr> <tr><td>CLASSE</td><td>1</td></tr> <tr><td>CUT OFF</td><td></td></tr> <tr><td>SEMI CUT OFF</td><td>x</td></tr> <tr><td>LINEA</td><td></td></tr> <tr><td>SEZ.</td><td></td></tr> <tr><td>x PE</td><td></td></tr> </table>	IP		CLASSE	1	CUT OFF		SEMI CUT OFF	x	LINEA		SEZ.		x PE		<table border="1"> <tr><td>x SEDE STRADALE</td></tr> <tr><td>BANCHINA</td></tr> <tr><td>MARCIAPIEDE</td></tr> <tr><td>ALTRO</td></tr> </table> <p>Note:</p>	x SEDE STRADALE	BANCHINA	MARCIAPIEDE	ALTRO	<table border="1"> <tr><td colspan="2">SOSTEGNO</td></tr> <tr><td>☉</td><td>- ☉</td></tr> <tr><td></td><td>x</td></tr> <tr><td colspan="2">DIFFUSORE</td></tr> <tr><td>☉</td><td>- ☉</td></tr> <tr><td></td><td>x</td></tr> <tr><td colspan="2">GENERALE</td></tr> <tr><td>☉</td><td>- ☉</td></tr> <tr><td></td><td>x</td></tr> </table>	SOSTEGNO		☉	- ☉		x	DIFFUSORE		☉	- ☉		x	GENERALE		☉	- ☉		x
COORD. GPS																																															
MARCA																																															
TIPO																																															
QUADRO																																															
IP																																															
CLASSE	1																																														
CUT OFF																																															
SEMI CUT OFF	x																																														
LINEA																																															
SEZ.																																															
x PE																																															
x SEDE STRADALE																																															
BANCHINA																																															
MARCIAPIEDE																																															
ALTRO																																															
SOSTEGNO																																															
☉	- ☉																																														
	x																																														
DIFFUSORE																																															
☉	- ☉																																														
	x																																														
GENERALE																																															
☉	- ☉																																														
	x																																														
COD.	281	VIA <b>Strada delle Castellare</b>																																													
	<b>CARATT.MECCANICHE</b>	<b>POSA</b>	<b>DIMENSIONI</b>																																												
	<table border="1"> <tr><td>PALO</td><td></td><td>CLS</td></tr> <tr><td>CILINDRICO</td><td>x</td><td>FE</td></tr> <tr><td>RASTREMATO</td><td></td><td>PVC</td></tr> <tr><td>x CONICO</td><td></td><td>LEGNO</td></tr> </table>	PALO		CLS	CILINDRICO	x	FE	RASTREMATO		PVC	x CONICO		LEGNO	<table border="1"> <tr><td>x POZZ.</td><td>SCATOLA</td></tr> <tr><td>CLS</td><td>PVC</td></tr> <tr><td>x FE</td><td>FE</td></tr> <tr><td>PVC</td><td>INCASSO</td></tr> <tr><td></td><td>ESTERNA</td></tr> </table>	x POZZ.	SCATOLA	CLS	PVC	x FE	FE	PVC	INCASSO		ESTERNA	<table border="1"> <tr><td>H.</td><td>9 m</td></tr> <tr><td>L.</td><td></td></tr> <tr><td>AcZn</td><td></td></tr> <tr><td>x VERN.</td><td></td></tr> </table>	H.	9 m	L.		AcZn		x VERN.															
PALO		CLS																																													
CILINDRICO	x	FE																																													
RASTREMATO		PVC																																													
x CONICO		LEGNO																																													
x POZZ.	SCATOLA																																														
CLS	PVC																																														
x FE	FE																																														
PVC	INCASSO																																														
	ESTERNA																																														
H.	9 m																																														
L.																																															
AcZn																																															
x VERN.																																															
<b>IDENTIFICAZIONE</b>	<b>CARATT.ELETTRICHE</b>	<b>POSIZIONE</b>	<b>CONDIZIONI</b>																																												
<table border="1"> <tr><td colspan="2">COORD. GPS</td></tr> <tr><td>MARCA</td><td></td></tr> <tr><td>TIPO</td><td></td></tr> <tr><td>QUADRO</td><td></td></tr> </table> <p>Note:</p>	COORD. GPS		MARCA		TIPO		QUADRO		<table border="1"> <tr><td>IP</td><td></td></tr> <tr><td>CLASSE</td><td>1</td></tr> <tr><td>CUT OFF</td><td></td></tr> <tr><td>SEMI CUT OFF</td><td>x</td></tr> <tr><td>LINEA</td><td></td></tr> <tr><td>SEZ.</td><td></td></tr> <tr><td>x PE</td><td></td></tr> </table>	IP		CLASSE	1	CUT OFF		SEMI CUT OFF	x	LINEA		SEZ.		x PE		<table border="1"> <tr><td>x SEDE STRADALE</td></tr> <tr><td>BANCHINA</td></tr> <tr><td>MARCIAPIEDE</td></tr> <tr><td>ALTRO</td></tr> </table> <p>Note:</p>	x SEDE STRADALE	BANCHINA	MARCIAPIEDE	ALTRO	<table border="1"> <tr><td colspan="2">SOSTEGNO</td></tr> <tr><td>☉</td><td>- ☉</td></tr> <tr><td></td><td>x</td></tr> <tr><td colspan="2">DIFFUSORE</td></tr> <tr><td>☉</td><td>- ☉</td></tr> <tr><td></td><td>x</td></tr> <tr><td colspan="2">GENERALE</td></tr> <tr><td>☉</td><td>- ☉</td></tr> <tr><td></td><td>x</td></tr> </table>	SOSTEGNO		☉	- ☉		x	DIFFUSORE		☉	- ☉		x	GENERALE		☉	- ☉		x
COORD. GPS																																															
MARCA																																															
TIPO																																															
QUADRO																																															
IP																																															
CLASSE	1																																														
CUT OFF																																															
SEMI CUT OFF	x																																														
LINEA																																															
SEZ.																																															
x PE																																															
x SEDE STRADALE																																															
BANCHINA																																															
MARCIAPIEDE																																															
ALTRO																																															
SOSTEGNO																																															
☉	- ☉																																														
	x																																														
DIFFUSORE																																															
☉	- ☉																																														
	x																																														
GENERALE																																															
☉	- ☉																																														
	x																																														
COD.	282	VIA <b>Strada delle Castellare</b>																																													
	<b>CARATT.MECCANICHE</b>	<b>POSA</b>	<b>DIMENSIONI</b>																																												
	<table border="1"> <tr><td>PALO</td><td></td><td>CLS</td></tr> <tr><td>CILINDRICO</td><td>x</td><td>FE</td></tr> <tr><td>RASTREMATO</td><td></td><td>PVC</td></tr> <tr><td>x CONICO</td><td></td><td>LEGNO</td></tr> </table>	PALO		CLS	CILINDRICO	x	FE	RASTREMATO		PVC	x CONICO		LEGNO	<table border="1"> <tr><td>x POZZ.</td><td>SCATOLA</td></tr> <tr><td>CLS</td><td>PVC</td></tr> <tr><td>x FE</td><td>FE</td></tr> <tr><td>PVC</td><td>INCASSO</td></tr> <tr><td></td><td>ESTERNA</td></tr> </table>	x POZZ.	SCATOLA	CLS	PVC	x FE	FE	PVC	INCASSO		ESTERNA	<table border="1"> <tr><td>H.</td><td>9 m</td></tr> <tr><td>L.</td><td></td></tr> <tr><td>AcZn</td><td></td></tr> <tr><td>x VERN.</td><td></td></tr> </table>	H.	9 m	L.		AcZn		x VERN.															
PALO		CLS																																													
CILINDRICO	x	FE																																													
RASTREMATO		PVC																																													
x CONICO		LEGNO																																													
x POZZ.	SCATOLA																																														
CLS	PVC																																														
x FE	FE																																														
PVC	INCASSO																																														
	ESTERNA																																														
H.	9 m																																														
L.																																															
AcZn																																															
x VERN.																																															
<b>IDENTIFICAZIONE</b>	<b>CARATT.ELETTRICHE</b>	<b>POSIZIONE</b>	<b>CONDIZIONI</b>																																												
<table border="1"> <tr><td colspan="2">COORD. GPS</td></tr> <tr><td>MARCA</td><td></td></tr> <tr><td>TIPO</td><td></td></tr> <tr><td>QUADRO</td><td></td></tr> </table> <p>Note:</p>	COORD. GPS		MARCA		TIPO		QUADRO		<table border="1"> <tr><td>IP</td><td></td></tr> <tr><td>CLASSE</td><td>1</td></tr> <tr><td>CUT OFF</td><td></td></tr> <tr><td>SEMI CUT OFF</td><td>x</td></tr> <tr><td>LINEA</td><td></td></tr> <tr><td>SEZ.</td><td></td></tr> <tr><td>x PE</td><td></td></tr> </table>	IP		CLASSE	1	CUT OFF		SEMI CUT OFF	x	LINEA		SEZ.		x PE		<table border="1"> <tr><td>x SEDE STRADALE</td></tr> <tr><td>BANCHINA</td></tr> <tr><td>MARCIAPIEDE</td></tr> <tr><td>ALTRO</td></tr> </table> <p>Note:</p>	x SEDE STRADALE	BANCHINA	MARCIAPIEDE	ALTRO	<table border="1"> <tr><td colspan="2">SOSTEGNO</td></tr> <tr><td>☉</td><td>- ☉</td></tr> <tr><td></td><td>x</td></tr> <tr><td colspan="2">DIFFUSORE</td></tr> <tr><td>☉</td><td>- ☉</td></tr> <tr><td></td><td>x</td></tr> <tr><td colspan="2">GENERALE</td></tr> <tr><td>☉</td><td>- ☉</td></tr> <tr><td></td><td>x</td></tr> </table>	SOSTEGNO		☉	- ☉		x	DIFFUSORE		☉	- ☉		x	GENERALE		☉	- ☉		x
COORD. GPS																																															
MARCA																																															
TIPO																																															
QUADRO																																															
IP																																															
CLASSE	1																																														
CUT OFF																																															
SEMI CUT OFF	x																																														
LINEA																																															
SEZ.																																															
x PE																																															
x SEDE STRADALE																																															
BANCHINA																																															
MARCIAPIEDE																																															
ALTRO																																															
SOSTEGNO																																															
☉	- ☉																																														
	x																																														
DIFFUSORE																																															
☉	- ☉																																														
	x																																														
GENERALE																																															
☉	- ☉																																														
	x																																														






<b>00</b>	PIANO REGOLATORE DELL'ILLUMINAZIONE COMUNALE – PRIC – DEL COMUNE DI SCURELLE (TN)	<i>censimento</i>	
<b>SEZ</b>		Pag. 99 di 143	25_09_rel.doc

COD.	283	VIA <b>Strada delle Castellare</b>																																				
	<b>CARATT.MECCANICHE</b>		<b>POSA</b>																																			
	<table border="1"> <tr><td><input type="checkbox"/></td><td>PALO</td><td></td><td>CLS</td></tr> <tr><td><input type="checkbox"/></td><td>CILINDRICO</td><td>x</td><td>FE</td></tr> <tr><td><input type="checkbox"/></td><td>RASTREMATO</td><td></td><td>PVC</td></tr> <tr><td>x</td><td>CONICO</td><td></td><td>LEGNO</td></tr> </table>	<input type="checkbox"/>	PALO		CLS	<input type="checkbox"/>	CILINDRICO	x	FE	<input type="checkbox"/>	RASTREMATO		PVC	x	CONICO		LEGNO	<table border="1"> <tr><td>x</td><td>POZZ.</td><td>SCATOLA</td></tr> <tr><td></td><td>CLS</td><td>PVC</td></tr> <tr><td>x</td><td>FE</td><td>FE</td></tr> <tr><td></td><td>PVC</td><td>INCASSO</td></tr> <tr><td></td><td></td><td>ESTERNA</td></tr> </table>	x	POZZ.	SCATOLA		CLS	PVC	x	FE	FE		PVC	INCASSO			ESTERNA	<b>DIMENSIONI</b>				
<input type="checkbox"/>	PALO		CLS																																			
<input type="checkbox"/>	CILINDRICO	x	FE																																			
<input type="checkbox"/>	RASTREMATO		PVC																																			
x	CONICO		LEGNO																																			
x	POZZ.	SCATOLA																																				
	CLS	PVC																																				
x	FE	FE																																				
	PVC	INCASSO																																				
		ESTERNA																																				
<b>IDENTIFICAZIONE</b>		<b>CONDIZIONI</b>																																				
<table border="1"> <tr><td colspan="2">COORD. GPS</td></tr> <tr><td>MARCA</td><td></td></tr> <tr><td>TIPO</td><td></td></tr> <tr><td>QUADRO</td><td></td></tr> </table>		COORD. GPS		MARCA		TIPO		QUADRO		<table border="1"> <tr><td colspan="3">SOSTEGNO</td></tr> <tr><td>☐</td><td>-</td><td>↻</td></tr> <tr><td></td><td></td><td>x</td></tr> <tr><td colspan="3">DIFFUSORE</td></tr> <tr><td>☐</td><td>-</td><td>↻</td></tr> <tr><td></td><td></td><td>x</td></tr> <tr><td colspan="3">GENERALE</td></tr> <tr><td>☐</td><td>-</td><td>↻</td></tr> <tr><td></td><td></td><td>x</td></tr> </table>		SOSTEGNO			☐	-	↻			x	DIFFUSORE			☐	-	↻			x	GENERALE			☐	-	↻			x
COORD. GPS																																						
MARCA																																						
TIPO																																						
QUADRO																																						
SOSTEGNO																																						
☐	-	↻																																				
		x																																				
DIFFUSORE																																						
☐	-	↻																																				
		x																																				
GENERALE																																						
☐	-	↻																																				
		x																																				
Note:		Note:																																				
COD.	284	VIA <b>Strada delle Castellare</b>																																				
	<b>CARATT.MECCANICHE</b>		<b>POSA</b>																																			
	<table border="1"> <tr><td><input type="checkbox"/></td><td>PALO INC.</td><td></td><td>CLS</td></tr> <tr><td><input type="checkbox"/></td><td>CILINDRICO</td><td>x</td><td>FE</td></tr> <tr><td><input type="checkbox"/></td><td>RASTREMATO</td><td></td><td>PVC</td></tr> <tr><td>x</td><td>CONICO</td><td></td><td>LEGNO</td></tr> </table>	<input type="checkbox"/>	PALO INC.		CLS	<input type="checkbox"/>	CILINDRICO	x	FE	<input type="checkbox"/>	RASTREMATO		PVC	x	CONICO		LEGNO	<table border="1"> <tr><td>x</td><td>POZZ.</td><td>SCATOLA</td></tr> <tr><td></td><td>CLS</td><td>PVC</td></tr> <tr><td>x</td><td>FE</td><td>FE</td></tr> <tr><td></td><td>PVC</td><td>INCASSO</td></tr> <tr><td></td><td></td><td>ESTERNA</td></tr> </table>	x	POZZ.	SCATOLA		CLS	PVC	x	FE	FE		PVC	INCASSO			ESTERNA	<b>DIMENSIONI</b>				
<input type="checkbox"/>	PALO INC.		CLS																																			
<input type="checkbox"/>	CILINDRICO	x	FE																																			
<input type="checkbox"/>	RASTREMATO		PVC																																			
x	CONICO		LEGNO																																			
x	POZZ.	SCATOLA																																				
	CLS	PVC																																				
x	FE	FE																																				
	PVC	INCASSO																																				
		ESTERNA																																				
<b>IDENTIFICAZIONE</b>		<b>CONDIZIONI</b>																																				
<table border="1"> <tr><td colspan="2">COORD. GPS</td></tr> <tr><td>MARCA</td><td></td></tr> <tr><td>TIPO</td><td></td></tr> <tr><td>QUADRO</td><td></td></tr> </table>		COORD. GPS		MARCA		TIPO		QUADRO		<table border="1"> <tr><td colspan="3">SOSTEGNO</td></tr> <tr><td>☐</td><td>-</td><td>↻</td></tr> <tr><td></td><td></td><td>x</td></tr> <tr><td colspan="3">DIFFUSORE</td></tr> <tr><td>☐</td><td>-</td><td>↻</td></tr> <tr><td></td><td></td><td>x</td></tr> <tr><td colspan="3">GENERALE</td></tr> <tr><td>☐</td><td>-</td><td>↻</td></tr> <tr><td></td><td></td><td>x</td></tr> </table>		SOSTEGNO			☐	-	↻			x	DIFFUSORE			☐	-	↻			x	GENERALE			☐	-	↻			x
COORD. GPS																																						
MARCA																																						
TIPO																																						
QUADRO																																						
SOSTEGNO																																						
☐	-	↻																																				
		x																																				
DIFFUSORE																																						
☐	-	↻																																				
		x																																				
GENERALE																																						
☐	-	↻																																				
		x																																				
Note:		Note:																																				
COD.	285	VIA <b>Strada delle Castellare</b>																																				
	<b>CARATT.MECCANICHE</b>		<b>POSA</b>																																			
	<table border="1"> <tr><td><input type="checkbox"/></td><td>PALO INC.</td><td></td><td>CLS</td></tr> <tr><td><input type="checkbox"/></td><td>CILINDRICO</td><td>x</td><td>FE</td></tr> <tr><td><input type="checkbox"/></td><td>RASTREMATO</td><td></td><td>PVC</td></tr> <tr><td>x</td><td>CONICO</td><td></td><td>LEGNO</td></tr> </table>	<input type="checkbox"/>	PALO INC.		CLS	<input type="checkbox"/>	CILINDRICO	x	FE	<input type="checkbox"/>	RASTREMATO		PVC	x	CONICO		LEGNO	<table border="1"> <tr><td>x</td><td>POZZ.</td><td>SCATOLA</td></tr> <tr><td></td><td>CLS</td><td>PVC</td></tr> <tr><td>x</td><td>FE</td><td>FE</td></tr> <tr><td></td><td>PVC</td><td>INCASSO</td></tr> <tr><td></td><td></td><td>ESTERNA</td></tr> </table>	x	POZZ.	SCATOLA		CLS	PVC	x	FE	FE		PVC	INCASSO			ESTERNA	<b>DIMENSIONI</b>				
<input type="checkbox"/>	PALO INC.		CLS																																			
<input type="checkbox"/>	CILINDRICO	x	FE																																			
<input type="checkbox"/>	RASTREMATO		PVC																																			
x	CONICO		LEGNO																																			
x	POZZ.	SCATOLA																																				
	CLS	PVC																																				
x	FE	FE																																				
	PVC	INCASSO																																				
		ESTERNA																																				
<b>IDENTIFICAZIONE</b>		<b>CONDIZIONI</b>																																				
<table border="1"> <tr><td colspan="2">COORD. GPS</td></tr> <tr><td>MARCA</td><td></td></tr> <tr><td>TIPO</td><td></td></tr> <tr><td>QUADRO</td><td></td></tr> </table>		COORD. GPS		MARCA		TIPO		QUADRO		<table border="1"> <tr><td colspan="3">SOSTEGNO</td></tr> <tr><td>☐</td><td>-</td><td>↻</td></tr> <tr><td></td><td></td><td>x</td></tr> <tr><td colspan="3">DIFFUSORE</td></tr> <tr><td>☐</td><td>-</td><td>↻</td></tr> <tr><td></td><td></td><td>x</td></tr> <tr><td colspan="3">GENERALE</td></tr> <tr><td>☐</td><td>-</td><td>↻</td></tr> <tr><td></td><td></td><td>x</td></tr> </table>		SOSTEGNO			☐	-	↻			x	DIFFUSORE			☐	-	↻			x	GENERALE			☐	-	↻			x
COORD. GPS																																						
MARCA																																						
TIPO																																						
QUADRO																																						
SOSTEGNO																																						
☐	-	↻																																				
		x																																				
DIFFUSORE																																						
☐	-	↻																																				
		x																																				
GENERALE																																						
☐	-	↻																																				
		x																																				
Note:		Note:																																				


<b>00</b>	PIANO REGOLATORE DELL'ILLUMINAZIONE COMUNALE – PRIC – DEL COMUNE DI SCURELLE (TN)	<i>censimento</i>	
<b>SEZ</b>		Pag. 100 di 143	25_09_rel.doc


COD.	286	VIA <b>Strada delle Castellare</b>																																																																	
	<b>CARATT.MECCANICHE</b>	<b>POSA</b>	<b>DIMENSIONI</b>																																																																
	<table border="1"> <tr><td><input type="checkbox"/></td><td>PALO</td><td></td><td>CLS</td></tr> <tr><td></td><td>CILINDRICO</td><td><input checked="" type="checkbox"/></td><td>FE</td></tr> <tr><td></td><td>RASTREMATO</td><td></td><td>PVC</td></tr> <tr><td><input checked="" type="checkbox"/></td><td>CONICO</td><td></td><td>LEGNO</td></tr> </table>	<input type="checkbox"/>	PALO		CLS		CILINDRICO	<input checked="" type="checkbox"/>	FE		RASTREMATO		PVC	<input checked="" type="checkbox"/>	CONICO		LEGNO	<table border="1"> <tr><td><input checked="" type="checkbox"/></td><td>POZZ.</td><td>SCATOLA</td></tr> <tr><td></td><td>CLS</td><td>PVC</td></tr> <tr><td><input checked="" type="checkbox"/></td><td>FE</td><td>FE</td></tr> <tr><td></td><td>PVC</td><td>INCASSO</td></tr> <tr><td></td><td></td><td>ESTERNA</td></tr> </table>	<input checked="" type="checkbox"/>	POZZ.	SCATOLA		CLS	PVC	<input checked="" type="checkbox"/>	FE	FE		PVC	INCASSO			ESTERNA	<table border="1"> <tr><td></td><td>H.</td><td>9 m</td></tr> <tr><td></td><td>L.</td><td></td></tr> <tr><td></td><td>AcZn</td><td></td></tr> <tr><td><input checked="" type="checkbox"/></td><td>VERN.</td><td></td></tr> </table>		H.	9 m		L.			AcZn		<input checked="" type="checkbox"/>	VERN.																						
<input type="checkbox"/>	PALO		CLS																																																																
	CILINDRICO	<input checked="" type="checkbox"/>	FE																																																																
	RASTREMATO		PVC																																																																
<input checked="" type="checkbox"/>	CONICO		LEGNO																																																																
<input checked="" type="checkbox"/>	POZZ.	SCATOLA																																																																	
	CLS	PVC																																																																	
<input checked="" type="checkbox"/>	FE	FE																																																																	
	PVC	INCASSO																																																																	
		ESTERNA																																																																	
	H.	9 m																																																																	
	L.																																																																		
	AcZn																																																																		
<input checked="" type="checkbox"/>	VERN.																																																																		
<b>IDENTIFICAZIONE</b>	<b>CARATT.ELETTRICHE</b>	<b>POSIZIONE</b>	<b>CONDIZIONI</b>																																																																
<table border="1"> <tr><td colspan="2">COORD. GPS</td></tr> <tr><td>MARCA</td><td></td></tr> <tr><td>TIPO</td><td></td></tr> <tr><td>QUADRO</td><td></td></tr> </table> <p>Note:</p>	COORD. GPS		MARCA		TIPO		QUADRO		<table border="1"> <tr><td><input type="checkbox"/></td><td>IP</td><td></td></tr> <tr><td></td><td>CLASSE</td><td>1</td></tr> <tr><td></td><td>CUT OFF</td><td></td></tr> <tr><td></td><td>SEMI CUT OFF</td><td><input checked="" type="checkbox"/></td></tr> <tr><td></td><td>LINEA</td><td></td></tr> <tr><td></td><td>SEZ.</td><td></td></tr> <tr><td><input checked="" type="checkbox"/></td><td>PE</td><td></td></tr> </table>	<input type="checkbox"/>	IP			CLASSE	1		CUT OFF			SEMI CUT OFF	<input checked="" type="checkbox"/>		LINEA			SEZ.		<input checked="" type="checkbox"/>	PE		<table border="1"> <tr><td><input checked="" type="checkbox"/></td><td>SEDE STRADALE</td></tr> <tr><td></td><td>BANCHINA</td></tr> <tr><td></td><td>MARCIAPIEDE</td></tr> <tr><td></td><td>ALTRO</td></tr> </table> <p>Note:</p>	<input checked="" type="checkbox"/>	SEDE STRADALE		BANCHINA		MARCIAPIEDE		ALTRO	<table border="1"> <tr><td colspan="3">SOSTEGNO</td></tr> <tr><td><input type="checkbox"/></td><td>-</td><td><input type="checkbox"/></td></tr> <tr><td></td><td></td><td><input checked="" type="checkbox"/></td></tr> <tr><td colspan="3">DIFFUSORE</td></tr> <tr><td><input type="checkbox"/></td><td>-</td><td><input type="checkbox"/></td></tr> <tr><td></td><td></td><td><input checked="" type="checkbox"/></td></tr> <tr><td colspan="3">GENERALE</td></tr> <tr><td><input type="checkbox"/></td><td>-</td><td><input type="checkbox"/></td></tr> <tr><td></td><td></td><td><input checked="" type="checkbox"/></td></tr> </table>	SOSTEGNO			<input type="checkbox"/>	-	<input type="checkbox"/>			<input checked="" type="checkbox"/>	DIFFUSORE			<input type="checkbox"/>	-	<input type="checkbox"/>			<input checked="" type="checkbox"/>	GENERALE			<input type="checkbox"/>	-	<input type="checkbox"/>			<input checked="" type="checkbox"/>
COORD. GPS																																																																			
MARCA																																																																			
TIPO																																																																			
QUADRO																																																																			
<input type="checkbox"/>	IP																																																																		
	CLASSE	1																																																																	
	CUT OFF																																																																		
	SEMI CUT OFF	<input checked="" type="checkbox"/>																																																																	
	LINEA																																																																		
	SEZ.																																																																		
<input checked="" type="checkbox"/>	PE																																																																		
<input checked="" type="checkbox"/>	SEDE STRADALE																																																																		
	BANCHINA																																																																		
	MARCIAPIEDE																																																																		
	ALTRO																																																																		
SOSTEGNO																																																																			
<input type="checkbox"/>	-	<input type="checkbox"/>																																																																	
		<input checked="" type="checkbox"/>																																																																	
DIFFUSORE																																																																			
<input type="checkbox"/>	-	<input type="checkbox"/>																																																																	
		<input checked="" type="checkbox"/>																																																																	
GENERALE																																																																			
<input type="checkbox"/>	-	<input type="checkbox"/>																																																																	
		<input checked="" type="checkbox"/>																																																																	
COD.	287	VIA <b>Strada delle Castellare</b>																																																																	
	<b>CARATT.MECCANICHE</b>	<b>POSA</b>	<b>DIMENSIONI</b>																																																																
	<table border="1"> <tr><td><input type="checkbox"/></td><td>PALO INC.</td><td></td><td>CLS</td></tr> <tr><td></td><td>CILINDRICO</td><td><input checked="" type="checkbox"/></td><td>FE</td></tr> <tr><td></td><td>RASTREMATO</td><td></td><td>PVC</td></tr> <tr><td><input checked="" type="checkbox"/></td><td>CONICO</td><td></td><td>LEGNO</td></tr> </table>	<input type="checkbox"/>	PALO INC.		CLS		CILINDRICO	<input checked="" type="checkbox"/>	FE		RASTREMATO		PVC	<input checked="" type="checkbox"/>	CONICO		LEGNO	<table border="1"> <tr><td><input checked="" type="checkbox"/></td><td>POZZ.</td><td>SCATOLA</td></tr> <tr><td></td><td>CLS</td><td>PVC</td></tr> <tr><td><input checked="" type="checkbox"/></td><td>FE</td><td>FE</td></tr> <tr><td></td><td>PVC</td><td>INCASSO</td></tr> <tr><td></td><td></td><td>ESTERNA</td></tr> </table>	<input checked="" type="checkbox"/>	POZZ.	SCATOLA		CLS	PVC	<input checked="" type="checkbox"/>	FE	FE		PVC	INCASSO			ESTERNA	<table border="1"> <tr><td></td><td>H.</td><td>9 m</td></tr> <tr><td></td><td>L.</td><td></td></tr> <tr><td></td><td>AcZn</td><td></td></tr> <tr><td><input checked="" type="checkbox"/></td><td>VERN.</td><td></td></tr> </table>		H.	9 m		L.			AcZn		<input checked="" type="checkbox"/>	VERN.																						
<input type="checkbox"/>	PALO INC.		CLS																																																																
	CILINDRICO	<input checked="" type="checkbox"/>	FE																																																																
	RASTREMATO		PVC																																																																
<input checked="" type="checkbox"/>	CONICO		LEGNO																																																																
<input checked="" type="checkbox"/>	POZZ.	SCATOLA																																																																	
	CLS	PVC																																																																	
<input checked="" type="checkbox"/>	FE	FE																																																																	
	PVC	INCASSO																																																																	
		ESTERNA																																																																	
	H.	9 m																																																																	
	L.																																																																		
	AcZn																																																																		
<input checked="" type="checkbox"/>	VERN.																																																																		
<b>IDENTIFICAZIONE</b>	<b>CARATT.ELETTRICHE</b>	<b>POSIZIONE</b>	<b>CONDIZIONI</b>																																																																
<table border="1"> <tr><td colspan="2">COORD. GPS</td></tr> <tr><td>MARCA</td><td></td></tr> <tr><td>TIPO</td><td></td></tr> <tr><td>QUADRO</td><td></td></tr> </table> <p>Note:</p>	COORD. GPS		MARCA		TIPO		QUADRO		<table border="1"> <tr><td><input type="checkbox"/></td><td>IP</td><td></td></tr> <tr><td></td><td>CLASSE</td><td>1</td></tr> <tr><td></td><td>CUT OFF</td><td></td></tr> <tr><td></td><td>SEMI CUT OFF</td><td><input checked="" type="checkbox"/></td></tr> <tr><td></td><td>LINEA</td><td></td></tr> <tr><td></td><td>SEZ.</td><td></td></tr> <tr><td><input checked="" type="checkbox"/></td><td>PE</td><td></td></tr> </table>	<input type="checkbox"/>	IP			CLASSE	1		CUT OFF			SEMI CUT OFF	<input checked="" type="checkbox"/>		LINEA			SEZ.		<input checked="" type="checkbox"/>	PE		<table border="1"> <tr><td><input checked="" type="checkbox"/></td><td>SEDE STRADALE</td></tr> <tr><td></td><td>BANCHINA</td></tr> <tr><td></td><td>MARCIAPIEDE</td></tr> <tr><td></td><td>ALTRO</td></tr> </table> <p>Note:</p>	<input checked="" type="checkbox"/>	SEDE STRADALE		BANCHINA		MARCIAPIEDE		ALTRO	<table border="1"> <tr><td colspan="3">SOSTEGNO</td></tr> <tr><td><input type="checkbox"/></td><td>-</td><td><input type="checkbox"/></td></tr> <tr><td></td><td></td><td><input checked="" type="checkbox"/></td></tr> <tr><td colspan="3">DIFFUSORE</td></tr> <tr><td><input type="checkbox"/></td><td>-</td><td><input type="checkbox"/></td></tr> <tr><td></td><td></td><td><input checked="" type="checkbox"/></td></tr> <tr><td colspan="3">GENERALE</td></tr> <tr><td><input type="checkbox"/></td><td>-</td><td><input type="checkbox"/></td></tr> <tr><td></td><td></td><td><input checked="" type="checkbox"/></td></tr> </table>	SOSTEGNO			<input type="checkbox"/>	-	<input type="checkbox"/>			<input checked="" type="checkbox"/>	DIFFUSORE			<input type="checkbox"/>	-	<input type="checkbox"/>			<input checked="" type="checkbox"/>	GENERALE			<input type="checkbox"/>	-	<input type="checkbox"/>			<input checked="" type="checkbox"/>
COORD. GPS																																																																			
MARCA																																																																			
TIPO																																																																			
QUADRO																																																																			
<input type="checkbox"/>	IP																																																																		
	CLASSE	1																																																																	
	CUT OFF																																																																		
	SEMI CUT OFF	<input checked="" type="checkbox"/>																																																																	
	LINEA																																																																		
	SEZ.																																																																		
<input checked="" type="checkbox"/>	PE																																																																		
<input checked="" type="checkbox"/>	SEDE STRADALE																																																																		
	BANCHINA																																																																		
	MARCIAPIEDE																																																																		
	ALTRO																																																																		
SOSTEGNO																																																																			
<input type="checkbox"/>	-	<input type="checkbox"/>																																																																	
		<input checked="" type="checkbox"/>																																																																	
DIFFUSORE																																																																			
<input type="checkbox"/>	-	<input type="checkbox"/>																																																																	
		<input checked="" type="checkbox"/>																																																																	
GENERALE																																																																			
<input type="checkbox"/>	-	<input type="checkbox"/>																																																																	
		<input checked="" type="checkbox"/>																																																																	
COD.	288	VIA <b>Strada delle Castellare</b>																																																																	
	<b>CARATT.MECCANICHE</b>	<b>POSA</b>	<b>DIMENSIONI</b>																																																																
	<table border="1"> <tr><td><input type="checkbox"/></td><td>PALO</td><td></td><td>CLS</td></tr> <tr><td></td><td>CILINDRICO</td><td><input checked="" type="checkbox"/></td><td>FE</td></tr> <tr><td></td><td>RASTREMATO</td><td></td><td>PVC</td></tr> <tr><td><input checked="" type="checkbox"/></td><td>CONICO</td><td></td><td>LEGNO</td></tr> </table>	<input type="checkbox"/>	PALO		CLS		CILINDRICO	<input checked="" type="checkbox"/>	FE		RASTREMATO		PVC	<input checked="" type="checkbox"/>	CONICO		LEGNO	<table border="1"> <tr><td><input checked="" type="checkbox"/></td><td>POZZ.</td><td>SCATOLA</td></tr> <tr><td></td><td>CLS</td><td>PVC</td></tr> <tr><td><input checked="" type="checkbox"/></td><td>FE</td><td>FE</td></tr> <tr><td></td><td>PVC</td><td>INCASSO</td></tr> <tr><td></td><td></td><td>ESTERNA</td></tr> </table>	<input checked="" type="checkbox"/>	POZZ.	SCATOLA		CLS	PVC	<input checked="" type="checkbox"/>	FE	FE		PVC	INCASSO			ESTERNA	<table border="1"> <tr><td></td><td>H.</td><td>9 m</td></tr> <tr><td></td><td>L.</td><td></td></tr> <tr><td></td><td>AcZn</td><td></td></tr> <tr><td><input checked="" type="checkbox"/></td><td>VERN.</td><td></td></tr> </table>		H.	9 m		L.			AcZn		<input checked="" type="checkbox"/>	VERN.																						
<input type="checkbox"/>	PALO		CLS																																																																
	CILINDRICO	<input checked="" type="checkbox"/>	FE																																																																
	RASTREMATO		PVC																																																																
<input checked="" type="checkbox"/>	CONICO		LEGNO																																																																
<input checked="" type="checkbox"/>	POZZ.	SCATOLA																																																																	
	CLS	PVC																																																																	
<input checked="" type="checkbox"/>	FE	FE																																																																	
	PVC	INCASSO																																																																	
		ESTERNA																																																																	
	H.	9 m																																																																	
	L.																																																																		
	AcZn																																																																		
<input checked="" type="checkbox"/>	VERN.																																																																		
<b>IDENTIFICAZIONE</b>	<b>CARATT.ELETTRICHE</b>	<b>POSIZIONE</b>	<b>CONDIZIONI</b>																																																																
<table border="1"> <tr><td colspan="2">COORD. GPS</td></tr> <tr><td>MARCA</td><td></td></tr> <tr><td>TIPO</td><td></td></tr> <tr><td>QUADRO</td><td></td></tr> </table> <p>Note:</p>	COORD. GPS		MARCA		TIPO		QUADRO		<table border="1"> <tr><td><input type="checkbox"/></td><td>IP</td><td></td></tr> <tr><td></td><td>CLASSE</td><td>1</td></tr> <tr><td></td><td>CUT OFF</td><td></td></tr> <tr><td></td><td>SEMI CUT OFF</td><td><input checked="" type="checkbox"/></td></tr> <tr><td></td><td>LINEA</td><td></td></tr> <tr><td></td><td>SEZ.</td><td></td></tr> <tr><td><input checked="" type="checkbox"/></td><td>PE</td><td></td></tr> </table>	<input type="checkbox"/>	IP			CLASSE	1		CUT OFF			SEMI CUT OFF	<input checked="" type="checkbox"/>		LINEA			SEZ.		<input checked="" type="checkbox"/>	PE		<table border="1"> <tr><td><input checked="" type="checkbox"/></td><td>SEDE STRADALE</td></tr> <tr><td></td><td>BANCHINA</td></tr> <tr><td></td><td>MARCIAPIEDE</td></tr> <tr><td></td><td>ALTRO</td></tr> </table> <p>Note:</p>	<input checked="" type="checkbox"/>	SEDE STRADALE		BANCHINA		MARCIAPIEDE		ALTRO	<table border="1"> <tr><td colspan="3">SOSTEGNO</td></tr> <tr><td><input type="checkbox"/></td><td>-</td><td><input type="checkbox"/></td></tr> <tr><td></td><td></td><td><input checked="" type="checkbox"/></td></tr> <tr><td colspan="3">DIFFUSORE</td></tr> <tr><td><input type="checkbox"/></td><td>-</td><td><input type="checkbox"/></td></tr> <tr><td></td><td></td><td><input checked="" type="checkbox"/></td></tr> <tr><td colspan="3">GENERALE</td></tr> <tr><td><input type="checkbox"/></td><td>-</td><td><input type="checkbox"/></td></tr> <tr><td></td><td></td><td><input checked="" type="checkbox"/></td></tr> </table>	SOSTEGNO			<input type="checkbox"/>	-	<input type="checkbox"/>			<input checked="" type="checkbox"/>	DIFFUSORE			<input type="checkbox"/>	-	<input type="checkbox"/>			<input checked="" type="checkbox"/>	GENERALE			<input type="checkbox"/>	-	<input type="checkbox"/>			<input checked="" type="checkbox"/>
COORD. GPS																																																																			
MARCA																																																																			
TIPO																																																																			
QUADRO																																																																			
<input type="checkbox"/>	IP																																																																		
	CLASSE	1																																																																	
	CUT OFF																																																																		
	SEMI CUT OFF	<input checked="" type="checkbox"/>																																																																	
	LINEA																																																																		
	SEZ.																																																																		
<input checked="" type="checkbox"/>	PE																																																																		
<input checked="" type="checkbox"/>	SEDE STRADALE																																																																		
	BANCHINA																																																																		
	MARCIAPIEDE																																																																		
	ALTRO																																																																		
SOSTEGNO																																																																			
<input type="checkbox"/>	-	<input type="checkbox"/>																																																																	
		<input checked="" type="checkbox"/>																																																																	
DIFFUSORE																																																																			
<input type="checkbox"/>	-	<input type="checkbox"/>																																																																	
		<input checked="" type="checkbox"/>																																																																	
GENERALE																																																																			
<input type="checkbox"/>	-	<input type="checkbox"/>																																																																	
		<input checked="" type="checkbox"/>																																																																	


<b>00</b>	PIANO REGOLATORE DELL'ILLUMINAZIONE COMUNALE – PRIC – DEL COMUNE DI SCURELLE (TN)	<i>censimento</i>	
<b>SEZ</b>		Pag. 101 di 143	25_09_rel.doc

COD.	289	VIA <b>Strada delle Castellare</b>																																													
	<b>CARATT.MECCANICHE</b>	<b>POSA</b>	<b>DIMENSIONI</b>																																												
	<table border="1"> <tr><td>PALO</td><td></td><td>CLS</td></tr> <tr><td>CILINDRICO</td><td>x</td><td>FE</td></tr> <tr><td>RASTREMATO</td><td></td><td>PVC</td></tr> <tr><td>x CONICO</td><td></td><td>LEGNO</td></tr> </table>	PALO		CLS	CILINDRICO	x	FE	RASTREMATO		PVC	x CONICO		LEGNO	<table border="1"> <tr><td>x POZZ.</td><td>SCATOLA</td></tr> <tr><td>CLS</td><td>PVC</td></tr> <tr><td>x FE</td><td>FE</td></tr> <tr><td>PVC</td><td>INCASSO</td></tr> <tr><td></td><td>ESTERNA</td></tr> </table>	x POZZ.	SCATOLA	CLS	PVC	x FE	FE	PVC	INCASSO		ESTERNA	<table border="1"> <tr><td>H.</td><td>9 m</td></tr> <tr><td>L.</td><td></td></tr> <tr><td>AcZn</td><td></td></tr> <tr><td>x VERN.</td><td></td></tr> </table>	H.	9 m	L.		AcZn		x VERN.															
PALO		CLS																																													
CILINDRICO	x	FE																																													
RASTREMATO		PVC																																													
x CONICO		LEGNO																																													
x POZZ.	SCATOLA																																														
CLS	PVC																																														
x FE	FE																																														
PVC	INCASSO																																														
	ESTERNA																																														
H.	9 m																																														
L.																																															
AcZn																																															
x VERN.																																															
<b>IDENTIFICAZIONE</b>	<b>CARATT.ELETTRICHE</b>	<b>POSIZIONE</b>	<b>CONDIZIONI</b>																																												
<table border="1"> <tr><td colspan="2">COORD. GPS</td></tr> <tr><td>MARCA</td><td></td></tr> <tr><td>TIPO</td><td></td></tr> <tr><td>QUADRO</td><td></td></tr> </table> <p>Note:</p>	COORD. GPS		MARCA		TIPO		QUADRO		<table border="1"> <tr><td>IP</td><td></td></tr> <tr><td>CLASSE</td><td>1</td></tr> <tr><td>CUT OFF</td><td></td></tr> <tr><td>SEMI CUT OFF</td><td>x</td></tr> <tr><td>LINEA</td><td></td></tr> <tr><td>SEZ.</td><td></td></tr> <tr><td>x PE</td><td></td></tr> </table>	IP		CLASSE	1	CUT OFF		SEMI CUT OFF	x	LINEA		SEZ.		x PE		<table border="1"> <tr><td>x SEDE STRADALE</td></tr> <tr><td>BANCHINA</td></tr> <tr><td>MARCIAPIEDE</td></tr> <tr><td>ALTRO</td></tr> </table> <p>Note:</p>	x SEDE STRADALE	BANCHINA	MARCIAPIEDE	ALTRO	<table border="1"> <tr><td colspan="2">SOSTEGNO</td></tr> <tr><td>☐</td><td>- ☐</td></tr> <tr><td></td><td>x</td></tr> <tr><td colspan="2">DIFFUSORE</td></tr> <tr><td>☐</td><td>- ☐</td></tr> <tr><td></td><td>x</td></tr> <tr><td colspan="2">GENERALE</td></tr> <tr><td>☐</td><td>- ☐</td></tr> <tr><td></td><td>x</td></tr> </table>	SOSTEGNO		☐	- ☐		x	DIFFUSORE		☐	- ☐		x	GENERALE		☐	- ☐		x
COORD. GPS																																															
MARCA																																															
TIPO																																															
QUADRO																																															
IP																																															
CLASSE	1																																														
CUT OFF																																															
SEMI CUT OFF	x																																														
LINEA																																															
SEZ.																																															
x PE																																															
x SEDE STRADALE																																															
BANCHINA																																															
MARCIAPIEDE																																															
ALTRO																																															
SOSTEGNO																																															
☐	- ☐																																														
	x																																														
DIFFUSORE																																															
☐	- ☐																																														
	x																																														
GENERALE																																															
☐	- ☐																																														
	x																																														
COD.	290	VIA <b>Strada delle Castellare</b>																																													
	<b>CARATT.MECCANICHE</b>	<b>POSA</b>	<b>DIMENSIONI</b>																																												
	<table border="1"> <tr><td>PALO</td><td></td><td>CLS</td></tr> <tr><td>CILINDRICO</td><td>x</td><td>FE</td></tr> <tr><td>RASTREMATO</td><td></td><td>PVC</td></tr> <tr><td>x CONICO</td><td></td><td>LEGNO</td></tr> </table>	PALO		CLS	CILINDRICO	x	FE	RASTREMATO		PVC	x CONICO		LEGNO	<table border="1"> <tr><td>x POZZ.</td><td>SCATOLA</td></tr> <tr><td>CLS</td><td>PVC</td></tr> <tr><td>x FE</td><td>FE</td></tr> <tr><td>PVC</td><td>INCASSO</td></tr> <tr><td></td><td>ESTERNA</td></tr> </table>	x POZZ.	SCATOLA	CLS	PVC	x FE	FE	PVC	INCASSO		ESTERNA	<table border="1"> <tr><td>H.</td><td>9 m</td></tr> <tr><td>L.</td><td></td></tr> <tr><td>AcZn</td><td></td></tr> <tr><td>x VERN.</td><td></td></tr> </table>	H.	9 m	L.		AcZn		x VERN.															
PALO		CLS																																													
CILINDRICO	x	FE																																													
RASTREMATO		PVC																																													
x CONICO		LEGNO																																													
x POZZ.	SCATOLA																																														
CLS	PVC																																														
x FE	FE																																														
PVC	INCASSO																																														
	ESTERNA																																														
H.	9 m																																														
L.																																															
AcZn																																															
x VERN.																																															
<b>IDENTIFICAZIONE</b>	<b>CARATT.ELETTRICHE</b>	<b>POSIZIONE</b>	<b>CONDIZIONI</b>																																												
<table border="1"> <tr><td colspan="2">COORD. GPS</td></tr> <tr><td>MARCA</td><td></td></tr> <tr><td>TIPO</td><td></td></tr> <tr><td>QUADRO</td><td></td></tr> </table> <p>Note:</p>	COORD. GPS		MARCA		TIPO		QUADRO		<table border="1"> <tr><td>IP</td><td></td></tr> <tr><td>CLASSE</td><td>1</td></tr> <tr><td>CUT OFF</td><td></td></tr> <tr><td>SEMI CUT OFF</td><td>x</td></tr> <tr><td>LINEA</td><td></td></tr> <tr><td>SEZ.</td><td></td></tr> <tr><td>x PE</td><td></td></tr> </table>	IP		CLASSE	1	CUT OFF		SEMI CUT OFF	x	LINEA		SEZ.		x PE		<table border="1"> <tr><td>x SEDE STRADALE</td></tr> <tr><td>BANCHINA</td></tr> <tr><td>MARCIAPIEDE</td></tr> <tr><td>ALTRO</td></tr> </table> <p>Note:</p>	x SEDE STRADALE	BANCHINA	MARCIAPIEDE	ALTRO	<table border="1"> <tr><td colspan="2">SOSTEGNO</td></tr> <tr><td>☐</td><td>- ☐</td></tr> <tr><td></td><td>x</td></tr> <tr><td colspan="2">DIFFUSORE</td></tr> <tr><td>☐</td><td>- ☐</td></tr> <tr><td></td><td>x</td></tr> <tr><td colspan="2">GENERALE</td></tr> <tr><td>☐</td><td>- ☐</td></tr> <tr><td></td><td>x</td></tr> </table>	SOSTEGNO		☐	- ☐		x	DIFFUSORE		☐	- ☐		x	GENERALE		☐	- ☐		x
COORD. GPS																																															
MARCA																																															
TIPO																																															
QUADRO																																															
IP																																															
CLASSE	1																																														
CUT OFF																																															
SEMI CUT OFF	x																																														
LINEA																																															
SEZ.																																															
x PE																																															
x SEDE STRADALE																																															
BANCHINA																																															
MARCIAPIEDE																																															
ALTRO																																															
SOSTEGNO																																															
☐	- ☐																																														
	x																																														
DIFFUSORE																																															
☐	- ☐																																														
	x																																														
GENERALE																																															
☐	- ☐																																														
	x																																														
COD.	291	VIA <b>Strada delle Castellare</b>																																													
	<b>CARATT.MECCANICHE</b>	<b>POSA</b>	<b>DIMENSIONI</b>																																												
	<table border="1"> <tr><td>PALO</td><td></td><td>CLS</td></tr> <tr><td>CILINDRICO</td><td>x</td><td>FE</td></tr> <tr><td>RASTREMATO</td><td></td><td>PVC</td></tr> <tr><td>x CONICO</td><td></td><td>LEGNO</td></tr> </table>	PALO		CLS	CILINDRICO	x	FE	RASTREMATO		PVC	x CONICO		LEGNO	<table border="1"> <tr><td>x POZZ.</td><td>SCATOLA</td></tr> <tr><td>CLS</td><td>PVC</td></tr> <tr><td>x FE</td><td>FE</td></tr> <tr><td>PVC</td><td>INCASSO</td></tr> <tr><td></td><td>ESTERNA</td></tr> </table>	x POZZ.	SCATOLA	CLS	PVC	x FE	FE	PVC	INCASSO		ESTERNA	<table border="1"> <tr><td>H.</td><td>9 m</td></tr> <tr><td>L.</td><td></td></tr> <tr><td>AcZn</td><td></td></tr> <tr><td>x VERN.</td><td></td></tr> </table>	H.	9 m	L.		AcZn		x VERN.															
PALO		CLS																																													
CILINDRICO	x	FE																																													
RASTREMATO		PVC																																													
x CONICO		LEGNO																																													
x POZZ.	SCATOLA																																														
CLS	PVC																																														
x FE	FE																																														
PVC	INCASSO																																														
	ESTERNA																																														
H.	9 m																																														
L.																																															
AcZn																																															
x VERN.																																															
<b>IDENTIFICAZIONE</b>	<b>CARATT.ELETTRICHE</b>	<b>POSIZIONE</b>	<b>CONDIZIONI</b>																																												
<table border="1"> <tr><td colspan="2">COORD. GPS</td></tr> <tr><td>MARCA</td><td></td></tr> <tr><td>TIPO</td><td></td></tr> <tr><td>QUADRO</td><td></td></tr> </table> <p>Note:</p>	COORD. GPS		MARCA		TIPO		QUADRO		<table border="1"> <tr><td>IP</td><td></td></tr> <tr><td>CLASSE</td><td>1</td></tr> <tr><td>CUT OFF</td><td></td></tr> <tr><td>SEMI CUT OFF</td><td>x</td></tr> <tr><td>LINEA</td><td></td></tr> <tr><td>SEZ.</td><td></td></tr> <tr><td>x PE</td><td></td></tr> </table>	IP		CLASSE	1	CUT OFF		SEMI CUT OFF	x	LINEA		SEZ.		x PE		<table border="1"> <tr><td>x SEDE STRADALE</td></tr> <tr><td>BANCHINA</td></tr> <tr><td>MARCIAPIEDE</td></tr> <tr><td>ALTRO</td></tr> </table> <p>Note:</p>	x SEDE STRADALE	BANCHINA	MARCIAPIEDE	ALTRO	<table border="1"> <tr><td colspan="2">SOSTEGNO</td></tr> <tr><td>☐</td><td>- ☐</td></tr> <tr><td></td><td>x</td></tr> <tr><td colspan="2">DIFFUSORE</td></tr> <tr><td>☐</td><td>- ☐</td></tr> <tr><td></td><td>x</td></tr> <tr><td colspan="2">GENERALE</td></tr> <tr><td>☐</td><td>- ☐</td></tr> <tr><td></td><td>x</td></tr> </table>	SOSTEGNO		☐	- ☐		x	DIFFUSORE		☐	- ☐		x	GENERALE		☐	- ☐		x
COORD. GPS																																															
MARCA																																															
TIPO																																															
QUADRO																																															
IP																																															
CLASSE	1																																														
CUT OFF																																															
SEMI CUT OFF	x																																														
LINEA																																															
SEZ.																																															
x PE																																															
x SEDE STRADALE																																															
BANCHINA																																															
MARCIAPIEDE																																															
ALTRO																																															
SOSTEGNO																																															
☐	- ☐																																														
	x																																														
DIFFUSORE																																															
☐	- ☐																																														
	x																																														
GENERALE																																															
☐	- ☐																																														
	x																																														

<b>00</b>	PIANO REGOLATORE DELL'ILLUMINAZIONE COMUNALE – PRIC – DEL COMUNE DI SCURELLE (TN)	<i>censimento</i>	
<b>SEZ</b>		Pag. 102 di 143	25_09_rel.doc

COD.	292	VIA <b>Strada delle Castellare</b>																												
	<b>CARATT.MECCANICHE</b>		<b>POSA</b>																											
	<table border="1"> <tr><td>PALO</td><td></td><td>CLS</td></tr> <tr><td>CILINDRICO</td><td>x</td><td>FE</td></tr> <tr><td>RASTREMATO</td><td></td><td>PVC</td></tr> <tr><td>CONICO</td><td></td><td>LEGNO</td></tr> <tr><td>x MENSOLA</td><td></td><td></td></tr> </table>	PALO		CLS	CILINDRICO	x	FE	RASTREMATO		PVC	CONICO		LEGNO	x MENSOLA			<table border="1"> <tr><td>x POZZ.</td><td>SCATOLA</td></tr> <tr><td>CLS</td><td>PVC</td></tr> <tr><td>x FE</td><td>FE</td></tr> <tr><td>PVC</td><td>INCASSO</td></tr> <tr><td></td><td>ESTERNA</td></tr> </table>	x POZZ.	SCATOLA	CLS	PVC	x FE	FE	PVC	INCASSO		ESTERNA	<b>DIMENSIONI</b>		
PALO		CLS																												
CILINDRICO	x	FE																												
RASTREMATO		PVC																												
CONICO		LEGNO																												
x MENSOLA																														
x POZZ.	SCATOLA																													
CLS	PVC																													
x FE	FE																													
PVC	INCASSO																													
	ESTERNA																													
<b>IDENTIFICAZIONE</b>		<b>CARATT.ELETTRICHE</b>	<b>POSIZIONE</b>																											
<table border="1"> <tr><td colspan="2">COORD. GPS</td></tr> <tr><td>MARCA</td><td></td></tr> <tr><td>TIPO</td><td></td></tr> <tr><td>QUADRO</td><td></td></tr> </table> <p>Note: Presa stagna per luminarie</p>		COORD. GPS		MARCA		TIPO		QUADRO		<table border="1"> <tr><td>IP</td><td></td></tr> <tr><td>CLASSE</td><td>1</td></tr> <tr><td>CUT OFF</td><td></td></tr> <tr><td>SEMI CUT OFF</td><td>x</td></tr> <tr><td>LINEA</td><td></td></tr> <tr><td>SEZ.</td><td></td></tr> <tr><td>x PE</td><td></td></tr> </table>	IP		CLASSE	1	CUT OFF		SEMI CUT OFF	x	LINEA		SEZ.		x PE		<table border="1"> <tr><td>x SEDE STRADALE</td></tr> <tr><td>BANCHINA</td></tr> <tr><td>MARCIAPIEDE</td></tr> <tr><td>ALTRO</td></tr> </table> <p>Note:</p>	x SEDE STRADALE	BANCHINA	MARCIAPIEDE	ALTRO	<b>CONDIZIONI</b>
COORD. GPS																														
MARCA																														
TIPO																														
QUADRO																														
IP																														
CLASSE	1																													
CUT OFF																														
SEMI CUT OFF	x																													
LINEA																														
SEZ.																														
x PE																														
x SEDE STRADALE																														
BANCHINA																														
MARCIAPIEDE																														
ALTRO																														
			<table border="1"> <tr><td colspan="3">SOSTEGNO</td></tr> <tr><td>☐</td><td>-</td><td>↺</td></tr> <tr><td></td><td></td><td>x</td></tr> <tr><td colspan="3">DIFFUSORE</td></tr> <tr><td>☐</td><td>-</td><td>↺</td></tr> <tr><td></td><td></td><td>x</td></tr> <tr><td colspan="3">GENERALE</td></tr> <tr><td>☐</td><td>-</td><td>↺</td></tr> <tr><td></td><td></td><td>x</td></tr> </table>	SOSTEGNO			☐	-	↺			x	DIFFUSORE			☐	-	↺			x	GENERALE			☐	-	↺			x
SOSTEGNO																														
☐	-	↺																												
		x																												
DIFFUSORE																														
☐	-	↺																												
		x																												
GENERALE																														
☐	-	↺																												
		x																												




COD.	293	VIA <b>Strada delle Castellare</b>																												
	<b>CARATT.MECCANICHE</b>		<b>POSA</b>																											
	<table border="1"> <tr><td>PALO</td><td></td><td>CLS</td></tr> <tr><td>CILINDRICO</td><td>x</td><td>FE</td></tr> <tr><td>RASTREMATO</td><td></td><td>PVC</td></tr> <tr><td>x CONICO</td><td></td><td>LEGNO</td></tr> </table>	PALO		CLS	CILINDRICO	x	FE	RASTREMATO		PVC	x CONICO		LEGNO	<table border="1"> <tr><td>x POZZ.</td><td>SCATOLA</td></tr> <tr><td>CLS</td><td>PVC</td></tr> <tr><td>x FE</td><td>FE</td></tr> <tr><td>PVC</td><td>INCASSO</td></tr> <tr><td></td><td>ESTERNA</td></tr> </table>	x POZZ.	SCATOLA	CLS	PVC	x FE	FE	PVC	INCASSO		ESTERNA	<b>DIMENSIONI</b>					
PALO		CLS																												
CILINDRICO	x	FE																												
RASTREMATO		PVC																												
x CONICO		LEGNO																												
x POZZ.	SCATOLA																													
CLS	PVC																													
x FE	FE																													
PVC	INCASSO																													
	ESTERNA																													
<b>IDENTIFICAZIONE</b>		<b>CARATT.ELETTRICHE</b>	<b>POSIZIONE</b>																											
<table border="1"> <tr><td colspan="2">COORD. GPS</td></tr> <tr><td>MARCA</td><td></td></tr> <tr><td>TIPO</td><td></td></tr> <tr><td>QUADRO</td><td></td></tr> </table> <p>Note: Testapalo</p>		COORD. GPS		MARCA		TIPO		QUADRO		<table border="1"> <tr><td>IP</td><td></td></tr> <tr><td>CLASSE</td><td>1</td></tr> <tr><td>CUT OFF</td><td></td></tr> <tr><td>SEMI CUT OFF</td><td>x</td></tr> <tr><td>LINEA</td><td></td></tr> <tr><td>SEZ.</td><td></td></tr> <tr><td>x PE</td><td></td></tr> </table>	IP		CLASSE	1	CUT OFF		SEMI CUT OFF	x	LINEA		SEZ.		x PE		<table border="1"> <tr><td>SEDE STRADALE</td></tr> <tr><td>BANCHINA</td></tr> <tr><td>MARCIAPIEDE</td></tr> <tr><td>x ALTRO</td></tr> </table> <p>Note:</p>	SEDE STRADALE	BANCHINA	MARCIAPIEDE	x ALTRO	<b>CONDIZIONI</b>
COORD. GPS																														
MARCA																														
TIPO																														
QUADRO																														
IP																														
CLASSE	1																													
CUT OFF																														
SEMI CUT OFF	x																													
LINEA																														
SEZ.																														
x PE																														
SEDE STRADALE																														
BANCHINA																														
MARCIAPIEDE																														
x ALTRO																														
			<table border="1"> <tr><td colspan="3">SOSTEGNO</td></tr> <tr><td>☐</td><td>-</td><td>↺</td></tr> <tr><td></td><td></td><td>x</td></tr> <tr><td colspan="3">DIFFUSORE</td></tr> <tr><td>☐</td><td>-</td><td>↺</td></tr> <tr><td></td><td></td><td>x</td></tr> <tr><td colspan="3">GENERALE</td></tr> <tr><td>☐</td><td>-</td><td>↺</td></tr> <tr><td></td><td></td><td>x</td></tr> </table>	SOSTEGNO			☐	-	↺			x	DIFFUSORE			☐	-	↺			x	GENERALE			☐	-	↺			x
SOSTEGNO																														
☐	-	↺																												
		x																												
DIFFUSORE																														
☐	-	↺																												
		x																												
GENERALE																														
☐	-	↺																												
		x																												

COD.	294	VIA <b>Strada delle Castellare</b>																												
	<b>CARATT.MECCANICHE</b>		<b>POSA</b>																											
	<table border="1"> <tr><td>PALO</td><td></td><td>CLS</td></tr> <tr><td>CILINDRICO</td><td>x</td><td>FE</td></tr> <tr><td>RASTREMATO</td><td></td><td>PVC</td></tr> <tr><td>x CONICO</td><td></td><td>LEGNO</td></tr> </table>	PALO		CLS	CILINDRICO	x	FE	RASTREMATO		PVC	x CONICO		LEGNO	<table border="1"> <tr><td>x POZZ.</td><td>SCATOLA</td></tr> <tr><td>CLS</td><td>PVC</td></tr> <tr><td>x FE</td><td>FE</td></tr> <tr><td>PVC</td><td>INCASSO</td></tr> <tr><td></td><td>ESTERNA</td></tr> </table>	x POZZ.	SCATOLA	CLS	PVC	x FE	FE	PVC	INCASSO		ESTERNA	<b>DIMENSIONI</b>					
PALO		CLS																												
CILINDRICO	x	FE																												
RASTREMATO		PVC																												
x CONICO		LEGNO																												
x POZZ.	SCATOLA																													
CLS	PVC																													
x FE	FE																													
PVC	INCASSO																													
	ESTERNA																													
<b>IDENTIFICAZIONE</b>		<b>CARATT.ELETTRICHE</b>	<b>POSIZIONE</b>																											
<table border="1"> <tr><td colspan="2">COORD. GPS</td></tr> <tr><td>MARCA</td><td></td></tr> <tr><td>TIPO</td><td></td></tr> <tr><td>QUADRO</td><td></td></tr> </table> <p>Note: Testapalo</p>		COORD. GPS		MARCA		TIPO		QUADRO		<table border="1"> <tr><td>IP</td><td></td></tr> <tr><td>CLASSE</td><td>1</td></tr> <tr><td>CUT OFF</td><td></td></tr> <tr><td>SEMI CUT OFF</td><td>x</td></tr> <tr><td>LINEA</td><td></td></tr> <tr><td>SEZ.</td><td></td></tr> <tr><td>x PE</td><td></td></tr> </table>	IP		CLASSE	1	CUT OFF		SEMI CUT OFF	x	LINEA		SEZ.		x PE		<table border="1"> <tr><td>x SEDE STRADALE</td></tr> <tr><td>BANCHINA</td></tr> <tr><td>MARCIAPIEDE</td></tr> <tr><td>ALTRO</td></tr> </table> <p>Note:</p>	x SEDE STRADALE	BANCHINA	MARCIAPIEDE	ALTRO	<b>CONDIZIONI</b>
COORD. GPS																														
MARCA																														
TIPO																														
QUADRO																														
IP																														
CLASSE	1																													
CUT OFF																														
SEMI CUT OFF	x																													
LINEA																														
SEZ.																														
x PE																														
x SEDE STRADALE																														
BANCHINA																														
MARCIAPIEDE																														
ALTRO																														
			<table border="1"> <tr><td colspan="3">SOSTEGNO</td></tr> <tr><td>☐</td><td>-</td><td>↺</td></tr> <tr><td></td><td></td><td>x</td></tr> <tr><td colspan="3">DIFFUSORE</td></tr> <tr><td>☐</td><td>-</td><td>↺</td></tr> <tr><td></td><td></td><td>x</td></tr> <tr><td colspan="3">GENERALE</td></tr> <tr><td>☐</td><td>-</td><td>↺</td></tr> <tr><td></td><td></td><td>x</td></tr> </table>	SOSTEGNO			☐	-	↺			x	DIFFUSORE			☐	-	↺			x	GENERALE			☐	-	↺			x
SOSTEGNO																														
☐	-	↺																												
		x																												
DIFFUSORE																														
☐	-	↺																												
		x																												
GENERALE																														
☐	-	↺																												
		x																												

<b>00</b>	PIANO REGOLATORE DELL'ILLUMINAZIONE COMUNALE – PRIC – DEL COMUNE DI SCURELLE (TN)	<i>censimento</i>	
<b>SEZ</b>		Pag. 103 di 143	25_09_rel.doc



COD.	295	VIA <b>Via dei Rovari</b>																																																																	
	<b>CARATT.MECCANICHE</b>	<b>POSA</b>	<b>DIMENSIONI</b>																																																																
	<table border="1"> <tr><td><input type="checkbox"/></td><td>PALO</td><td></td><td>CLS</td></tr> <tr><td></td><td>CILINDRICO</td><td>x</td><td>FE</td></tr> <tr><td></td><td>RASTREMATO</td><td></td><td>PVC</td></tr> <tr><td>x</td><td>CONICO</td><td></td><td>LEGNO</td></tr> </table>	<input type="checkbox"/>	PALO		CLS		CILINDRICO	x	FE		RASTREMATO		PVC	x	CONICO		LEGNO	<table border="1"> <tr><td>x</td><td>POZZ.</td><td>SCATOLA</td></tr> <tr><td></td><td>CLS</td><td>PVC</td></tr> <tr><td>x</td><td>FE</td><td>FE</td></tr> <tr><td></td><td>PVC</td><td>INCASSO</td></tr> <tr><td></td><td></td><td>ESTERNA</td></tr> </table>	x	POZZ.	SCATOLA		CLS	PVC	x	FE	FE		PVC	INCASSO			ESTERNA	<table border="1"> <tr><td></td><td>H.</td><td>9 m</td></tr> <tr><td></td><td>L.</td><td></td></tr> <tr><td></td><td>AcZn</td><td></td></tr> <tr><td>x</td><td>VERN.</td><td></td></tr> </table>		H.	9 m		L.			AcZn		x	VERN.																						
<input type="checkbox"/>	PALO		CLS																																																																
	CILINDRICO	x	FE																																																																
	RASTREMATO		PVC																																																																
x	CONICO		LEGNO																																																																
x	POZZ.	SCATOLA																																																																	
	CLS	PVC																																																																	
x	FE	FE																																																																	
	PVC	INCASSO																																																																	
		ESTERNA																																																																	
	H.	9 m																																																																	
	L.																																																																		
	AcZn																																																																		
x	VERN.																																																																		
<b>IDENTIFICAZIONE</b>	<b>CARATT.ELETTRICHE</b>	<b>POSIZIONE</b>	<b>CONDIZIONI</b>																																																																
<table border="1"> <tr><td colspan="2">COORD. GPS</td></tr> <tr><td>MARCA</td><td></td></tr> <tr><td>TIPO</td><td></td></tr> <tr><td>QUADRO</td><td></td></tr> </table> <p>Note:</p>	COORD. GPS		MARCA		TIPO		QUADRO		<table border="1"> <tr><td><input type="checkbox"/></td><td>IP</td><td></td></tr> <tr><td></td><td>CLASSE</td><td>1</td></tr> <tr><td></td><td>CUT OFF</td><td></td></tr> <tr><td></td><td>SEMI CUT OFF</td><td>x</td></tr> <tr><td></td><td>LINEA</td><td></td></tr> <tr><td></td><td>SEZ.</td><td></td></tr> <tr><td>x</td><td>PE</td><td></td></tr> </table>	<input type="checkbox"/>	IP			CLASSE	1		CUT OFF			SEMI CUT OFF	x		LINEA			SEZ.		x	PE		<table border="1"> <tr><td>x</td><td>SEDE STRADALE</td></tr> <tr><td></td><td>BANCHINA</td></tr> <tr><td></td><td>MARCIAPIEDE</td></tr> <tr><td></td><td>ALTRO</td></tr> </table> <p>Note:</p>	x	SEDE STRADALE		BANCHINA		MARCIAPIEDE		ALTRO	<table border="1"> <tr><td colspan="3">SOSTEGNO</td></tr> <tr><td>?</td><td>-</td><td>↺</td></tr> <tr><td></td><td></td><td>x</td></tr> <tr><td colspan="3">DIFFUSORE</td></tr> <tr><td>?</td><td>-</td><td>↺</td></tr> <tr><td></td><td></td><td>x</td></tr> <tr><td colspan="3">GENERALE</td></tr> <tr><td>?</td><td>-</td><td>↺</td></tr> <tr><td></td><td></td><td>x</td></tr> </table>	SOSTEGNO			?	-	↺			x	DIFFUSORE			?	-	↺			x	GENERALE			?	-	↺			x
COORD. GPS																																																																			
MARCA																																																																			
TIPO																																																																			
QUADRO																																																																			
<input type="checkbox"/>	IP																																																																		
	CLASSE	1																																																																	
	CUT OFF																																																																		
	SEMI CUT OFF	x																																																																	
	LINEA																																																																		
	SEZ.																																																																		
x	PE																																																																		
x	SEDE STRADALE																																																																		
	BANCHINA																																																																		
	MARCIAPIEDE																																																																		
	ALTRO																																																																		
SOSTEGNO																																																																			
?	-	↺																																																																	
		x																																																																	
DIFFUSORE																																																																			
?	-	↺																																																																	
		x																																																																	
GENERALE																																																																			
?	-	↺																																																																	
		x																																																																	
COD.	296	VIA <b>Via dei Rovari</b>																																																																	
	<b>CARATT.MECCANICHE</b>	<b>POSA</b>	<b>DIMENSIONI</b>																																																																
	<table border="1"> <tr><td><input type="checkbox"/></td><td>PALO</td><td></td><td>CLS</td></tr> <tr><td></td><td>CILINDRICO</td><td>x</td><td>FE</td></tr> <tr><td></td><td>RASTREMATO</td><td></td><td>PVC</td></tr> <tr><td>x</td><td>CONICO</td><td></td><td>LEGNO</td></tr> </table>	<input type="checkbox"/>	PALO		CLS		CILINDRICO	x	FE		RASTREMATO		PVC	x	CONICO		LEGNO	<table border="1"> <tr><td>x</td><td>POZZ.</td><td>SCATOLA</td></tr> <tr><td></td><td>CLS</td><td>PVC</td></tr> <tr><td>x</td><td>FE</td><td>FE</td></tr> <tr><td></td><td>PVC</td><td>INCASSO</td></tr> <tr><td></td><td></td><td>ESTERNA</td></tr> </table>	x	POZZ.	SCATOLA		CLS	PVC	x	FE	FE		PVC	INCASSO			ESTERNA	<table border="1"> <tr><td></td><td>H.</td><td>9 m</td></tr> <tr><td></td><td>L.</td><td></td></tr> <tr><td></td><td>AcZn</td><td></td></tr> <tr><td>x</td><td>VERN.</td><td></td></tr> </table>		H.	9 m		L.			AcZn		x	VERN.																						
<input type="checkbox"/>	PALO		CLS																																																																
	CILINDRICO	x	FE																																																																
	RASTREMATO		PVC																																																																
x	CONICO		LEGNO																																																																
x	POZZ.	SCATOLA																																																																	
	CLS	PVC																																																																	
x	FE	FE																																																																	
	PVC	INCASSO																																																																	
		ESTERNA																																																																	
	H.	9 m																																																																	
	L.																																																																		
	AcZn																																																																		
x	VERN.																																																																		
<b>IDENTIFICAZIONE</b>	<b>CARATT.ELETTRICHE</b>	<b>POSIZIONE</b>	<b>CONDIZIONI</b>																																																																
<table border="1"> <tr><td colspan="2">COORD. GPS</td></tr> <tr><td>MARCA</td><td></td></tr> <tr><td>TIPO</td><td></td></tr> <tr><td>QUADRO</td><td></td></tr> </table> <p>Note:</p>	COORD. GPS		MARCA		TIPO		QUADRO		<table border="1"> <tr><td><input type="checkbox"/></td><td>IP</td><td></td></tr> <tr><td></td><td>CLASSE</td><td>1</td></tr> <tr><td></td><td>CUT OFF</td><td></td></tr> <tr><td></td><td>SEMI CUT OFF</td><td>x</td></tr> <tr><td></td><td>LINEA</td><td></td></tr> <tr><td></td><td>SEZ.</td><td></td></tr> <tr><td>x</td><td>PE</td><td></td></tr> </table>	<input type="checkbox"/>	IP			CLASSE	1		CUT OFF			SEMI CUT OFF	x		LINEA			SEZ.		x	PE		<table border="1"> <tr><td>x</td><td>SEDE STRADALE</td></tr> <tr><td></td><td>BANCHINA</td></tr> <tr><td></td><td>MARCIAPIEDE</td></tr> <tr><td></td><td>ALTRO</td></tr> </table> <p>Note:</p>	x	SEDE STRADALE		BANCHINA		MARCIAPIEDE		ALTRO	<table border="1"> <tr><td colspan="3">SOSTEGNO</td></tr> <tr><td>?</td><td>-</td><td>↺</td></tr> <tr><td></td><td></td><td>x</td></tr> <tr><td colspan="3">DIFFUSORE</td></tr> <tr><td>?</td><td>-</td><td>↺</td></tr> <tr><td></td><td></td><td>x</td></tr> <tr><td colspan="3">GENERALE</td></tr> <tr><td>?</td><td>-</td><td>↺</td></tr> <tr><td></td><td></td><td>x</td></tr> </table>	SOSTEGNO			?	-	↺			x	DIFFUSORE			?	-	↺			x	GENERALE			?	-	↺			x
COORD. GPS																																																																			
MARCA																																																																			
TIPO																																																																			
QUADRO																																																																			
<input type="checkbox"/>	IP																																																																		
	CLASSE	1																																																																	
	CUT OFF																																																																		
	SEMI CUT OFF	x																																																																	
	LINEA																																																																		
	SEZ.																																																																		
x	PE																																																																		
x	SEDE STRADALE																																																																		
	BANCHINA																																																																		
	MARCIAPIEDE																																																																		
	ALTRO																																																																		
SOSTEGNO																																																																			
?	-	↺																																																																	
		x																																																																	
DIFFUSORE																																																																			
?	-	↺																																																																	
		x																																																																	
GENERALE																																																																			
?	-	↺																																																																	
		x																																																																	
COD.	297	VIA <b>Via dei Rovari</b>																																																																	
	<b>CARATT.MECCANICHE</b>	<b>POSA</b>	<b>DIMENSIONI</b>																																																																
	<table border="1"> <tr><td><input type="checkbox"/></td><td>PALO</td><td></td><td>CLS</td></tr> <tr><td></td><td>CILINDRICO</td><td>x</td><td>FE</td></tr> <tr><td></td><td>RASTREMATO</td><td></td><td>PVC</td></tr> <tr><td>x</td><td>CONICO</td><td></td><td>LEGNO</td></tr> </table>	<input type="checkbox"/>	PALO		CLS		CILINDRICO	x	FE		RASTREMATO		PVC	x	CONICO		LEGNO	<table border="1"> <tr><td>x</td><td>POZZ.</td><td>SCATOLA</td></tr> <tr><td></td><td>CLS</td><td>PVC</td></tr> <tr><td>x</td><td>FE</td><td>FE</td></tr> <tr><td></td><td>PVC</td><td>INCASSO</td></tr> <tr><td></td><td></td><td>ESTERNA</td></tr> </table>	x	POZZ.	SCATOLA		CLS	PVC	x	FE	FE		PVC	INCASSO			ESTERNA	<table border="1"> <tr><td></td><td>H.</td><td>9 m</td></tr> <tr><td></td><td>L.</td><td></td></tr> <tr><td></td><td>AcZn</td><td></td></tr> <tr><td>x</td><td>VERN.</td><td></td></tr> </table>		H.	9 m		L.			AcZn		x	VERN.																						
<input type="checkbox"/>	PALO		CLS																																																																
	CILINDRICO	x	FE																																																																
	RASTREMATO		PVC																																																																
x	CONICO		LEGNO																																																																
x	POZZ.	SCATOLA																																																																	
	CLS	PVC																																																																	
x	FE	FE																																																																	
	PVC	INCASSO																																																																	
		ESTERNA																																																																	
	H.	9 m																																																																	
	L.																																																																		
	AcZn																																																																		
x	VERN.																																																																		
<b>IDENTIFICAZIONE</b>	<b>CARATT.ELETTRICHE</b>	<b>POSIZIONE</b>	<b>CONDIZIONI</b>																																																																
<table border="1"> <tr><td colspan="2">COORD. GPS</td></tr> <tr><td>MARCA</td><td></td></tr> <tr><td>TIPO</td><td></td></tr> <tr><td>QUADRO</td><td></td></tr> </table> <p>Note:</p>	COORD. GPS		MARCA		TIPO		QUADRO		<table border="1"> <tr><td><input type="checkbox"/></td><td>IP</td><td></td></tr> <tr><td></td><td>CLASSE</td><td>1</td></tr> <tr><td></td><td>CUT OFF</td><td></td></tr> <tr><td></td><td>SEMI CUT OFF</td><td>x</td></tr> <tr><td></td><td>LINEA</td><td></td></tr> <tr><td></td><td>SEZ.</td><td></td></tr> <tr><td>x</td><td>PE</td><td></td></tr> </table>	<input type="checkbox"/>	IP			CLASSE	1		CUT OFF			SEMI CUT OFF	x		LINEA			SEZ.		x	PE		<table border="1"> <tr><td>x</td><td>SEDE STRADALE</td></tr> <tr><td></td><td>BANCHINA</td></tr> <tr><td></td><td>MARCIAPIEDE</td></tr> <tr><td></td><td>ALTRO</td></tr> </table> <p>Note:</p>	x	SEDE STRADALE		BANCHINA		MARCIAPIEDE		ALTRO	<table border="1"> <tr><td colspan="3">SOSTEGNO</td></tr> <tr><td>?</td><td>-</td><td>↺</td></tr> <tr><td></td><td></td><td>x</td></tr> <tr><td colspan="3">DIFFUSORE</td></tr> <tr><td>?</td><td>-</td><td>↺</td></tr> <tr><td></td><td></td><td>x</td></tr> <tr><td colspan="3">GENERALE</td></tr> <tr><td>?</td><td>-</td><td>↺</td></tr> <tr><td></td><td></td><td>x</td></tr> </table>	SOSTEGNO			?	-	↺			x	DIFFUSORE			?	-	↺			x	GENERALE			?	-	↺			x
COORD. GPS																																																																			
MARCA																																																																			
TIPO																																																																			
QUADRO																																																																			
<input type="checkbox"/>	IP																																																																		
	CLASSE	1																																																																	
	CUT OFF																																																																		
	SEMI CUT OFF	x																																																																	
	LINEA																																																																		
	SEZ.																																																																		
x	PE																																																																		
x	SEDE STRADALE																																																																		
	BANCHINA																																																																		
	MARCIAPIEDE																																																																		
	ALTRO																																																																		
SOSTEGNO																																																																			
?	-	↺																																																																	
		x																																																																	
DIFFUSORE																																																																			
?	-	↺																																																																	
		x																																																																	
GENERALE																																																																			
?	-	↺																																																																	
		x																																																																	

<b>00</b>	PIANO REGOLATORE DELL'ILLUMINAZIONE COMUNALE – PRIC – DEL COMUNE DI SCURELLE (TN)	<i>censimento</i>	
<b>SEZ</b>		Pag. 104 di 143	25_09_rel.doc


COD.	298	VIA <b>Via dei Rovari</b>																																																									
	<table border="1"> <tr><td colspan="2"><b>CARATT.MECCANICHE</b></td></tr> <tr><td>PALO</td><td>CLS</td></tr> <tr><td>CILINDRICO</td><td><input checked="" type="checkbox"/> FE</td></tr> <tr><td>RASTREMATO</td><td>PVC</td></tr> <tr><td><input checked="" type="checkbox"/> CONICO</td><td>LEGNO</td></tr> </table>	<b>CARATT.MECCANICHE</b>		PALO	CLS	CILINDRICO	<input checked="" type="checkbox"/> FE	RASTREMATO	PVC	<input checked="" type="checkbox"/> CONICO	LEGNO	<table border="1"> <tr><td colspan="2"><b>POSA</b></td></tr> <tr><td><input checked="" type="checkbox"/> POZZ.</td><td>SCATOLA</td></tr> <tr><td>CLS</td><td>PVC</td></tr> <tr><td><input checked="" type="checkbox"/> FE</td><td>FE</td></tr> <tr><td>PVC</td><td>INCASSO</td></tr> <tr><td></td><td>ESTERNA</td></tr> </table>	<b>POSA</b>		<input checked="" type="checkbox"/> POZZ.	SCATOLA	CLS	PVC	<input checked="" type="checkbox"/> FE	FE	PVC	INCASSO		ESTERNA	<table border="1"> <tr><td colspan="2"><b>DIMENSIONI</b></td></tr> <tr><td>H.</td><td>9 m</td></tr> <tr><td>L.</td><td></td></tr> <tr><td>AcZn</td><td></td></tr> <tr><td><input checked="" type="checkbox"/> VERN.</td><td></td></tr> </table>	<b>DIMENSIONI</b>		H.	9 m	L.		AcZn		<input checked="" type="checkbox"/> VERN.																									
<b>CARATT.MECCANICHE</b>																																																											
PALO	CLS																																																										
CILINDRICO	<input checked="" type="checkbox"/> FE																																																										
RASTREMATO	PVC																																																										
<input checked="" type="checkbox"/> CONICO	LEGNO																																																										
<b>POSA</b>																																																											
<input checked="" type="checkbox"/> POZZ.	SCATOLA																																																										
CLS	PVC																																																										
<input checked="" type="checkbox"/> FE	FE																																																										
PVC	INCASSO																																																										
	ESTERNA																																																										
<b>DIMENSIONI</b>																																																											
H.	9 m																																																										
L.																																																											
AcZn																																																											
<input checked="" type="checkbox"/> VERN.																																																											
<table border="1"> <tr><td colspan="2"><b>IDENTIFICAZIONE</b></td></tr> <tr><td colspan="2">COORD. GPS</td></tr> <tr><td>MARCA</td><td></td></tr> <tr><td>TIPO</td><td></td></tr> <tr><td>QUADRO</td><td></td></tr> </table> <p>Note:</p>	<b>IDENTIFICAZIONE</b>		COORD. GPS		MARCA		TIPO		QUADRO		<table border="1"> <tr><td colspan="2"><b>CARATT.ELETTRICHE</b></td></tr> <tr><td>IP</td><td></td></tr> <tr><td>CLASSE</td><td>1</td></tr> <tr><td>CUT OFF</td><td></td></tr> <tr><td>SEMI CUT OFF</td><td><input checked="" type="checkbox"/></td></tr> <tr><td>LINEA</td><td></td></tr> <tr><td>SEZ.</td><td></td></tr> <tr><td><input checked="" type="checkbox"/> PE</td><td></td></tr> </table>	<b>CARATT.ELETTRICHE</b>		IP		CLASSE	1	CUT OFF		SEMI CUT OFF	<input checked="" type="checkbox"/>	LINEA		SEZ.		<input checked="" type="checkbox"/> PE		<table border="1"> <tr><td colspan="2"><b>POSIZIONE</b></td></tr> <tr><td><input checked="" type="checkbox"/> SEDE STRADALE</td><td></td></tr> <tr><td>BANCHINA</td><td></td></tr> <tr><td>MARCIAPIEDE</td><td></td></tr> <tr><td>ALTRO</td><td></td></tr> </table> <p>Note:</p>	<b>POSIZIONE</b>		<input checked="" type="checkbox"/> SEDE STRADALE		BANCHINA		MARCIAPIEDE		ALTRO		<table border="1"> <tr><td colspan="2"><b>CONDIZIONI</b></td></tr> <tr><td colspan="2">SOSTEGNO</td></tr> <tr><td><input type="checkbox"/></td><td><input checked="" type="checkbox"/></td></tr> <tr><td></td><td>x</td></tr> <tr><td colspan="2">DIFFUSORE</td></tr> <tr><td><input type="checkbox"/></td><td><input checked="" type="checkbox"/></td></tr> <tr><td></td><td>x</td></tr> <tr><td colspan="2">GENERALE</td></tr> <tr><td><input type="checkbox"/></td><td><input checked="" type="checkbox"/></td></tr> <tr><td></td><td>x</td></tr> </table>	<b>CONDIZIONI</b>		SOSTEGNO		<input type="checkbox"/>	<input checked="" type="checkbox"/>		x	DIFFUSORE		<input type="checkbox"/>	<input checked="" type="checkbox"/>		x	GENERALE		<input type="checkbox"/>	<input checked="" type="checkbox"/>		x
<b>IDENTIFICAZIONE</b>																																																											
COORD. GPS																																																											
MARCA																																																											
TIPO																																																											
QUADRO																																																											
<b>CARATT.ELETTRICHE</b>																																																											
IP																																																											
CLASSE	1																																																										
CUT OFF																																																											
SEMI CUT OFF	<input checked="" type="checkbox"/>																																																										
LINEA																																																											
SEZ.																																																											
<input checked="" type="checkbox"/> PE																																																											
<b>POSIZIONE</b>																																																											
<input checked="" type="checkbox"/> SEDE STRADALE																																																											
BANCHINA																																																											
MARCIAPIEDE																																																											
ALTRO																																																											
<b>CONDIZIONI</b>																																																											
SOSTEGNO																																																											
<input type="checkbox"/>	<input checked="" type="checkbox"/>																																																										
	x																																																										
DIFFUSORE																																																											
<input type="checkbox"/>	<input checked="" type="checkbox"/>																																																										
	x																																																										
GENERALE																																																											
<input type="checkbox"/>	<input checked="" type="checkbox"/>																																																										
	x																																																										
COD.	299	VIA <b>Via dei Rovari</b>																																																									
	<table border="1"> <tr><td colspan="2"><b>CARATT.MECCANICHE</b></td></tr> <tr><td>PALO</td><td>CLS</td></tr> <tr><td>CILINDRICO</td><td><input checked="" type="checkbox"/> FE</td></tr> <tr><td>RASTREMATO</td><td>PVC</td></tr> <tr><td><input checked="" type="checkbox"/> CONICO</td><td>LEGNO</td></tr> </table>	<b>CARATT.MECCANICHE</b>		PALO	CLS	CILINDRICO	<input checked="" type="checkbox"/> FE	RASTREMATO	PVC	<input checked="" type="checkbox"/> CONICO	LEGNO	<table border="1"> <tr><td colspan="2"><b>POSA</b></td></tr> <tr><td><input checked="" type="checkbox"/> POZZ.</td><td>SCATOLA</td></tr> <tr><td>CLS</td><td>PVC</td></tr> <tr><td><input checked="" type="checkbox"/> FE</td><td>FE</td></tr> <tr><td>PVC</td><td>INCASSO</td></tr> <tr><td></td><td>ESTERNA</td></tr> </table>	<b>POSA</b>		<input checked="" type="checkbox"/> POZZ.	SCATOLA	CLS	PVC	<input checked="" type="checkbox"/> FE	FE	PVC	INCASSO		ESTERNA	<table border="1"> <tr><td colspan="2"><b>DIMENSIONI</b></td></tr> <tr><td>H.</td><td>9 m</td></tr> <tr><td>L.</td><td></td></tr> <tr><td>AcZn</td><td></td></tr> <tr><td><input checked="" type="checkbox"/> VERN.</td><td></td></tr> </table>	<b>DIMENSIONI</b>		H.	9 m	L.		AcZn		<input checked="" type="checkbox"/> VERN.																									
<b>CARATT.MECCANICHE</b>																																																											
PALO	CLS																																																										
CILINDRICO	<input checked="" type="checkbox"/> FE																																																										
RASTREMATO	PVC																																																										
<input checked="" type="checkbox"/> CONICO	LEGNO																																																										
<b>POSA</b>																																																											
<input checked="" type="checkbox"/> POZZ.	SCATOLA																																																										
CLS	PVC																																																										
<input checked="" type="checkbox"/> FE	FE																																																										
PVC	INCASSO																																																										
	ESTERNA																																																										
<b>DIMENSIONI</b>																																																											
H.	9 m																																																										
L.																																																											
AcZn																																																											
<input checked="" type="checkbox"/> VERN.																																																											
<table border="1"> <tr><td colspan="2"><b>IDENTIFICAZIONE</b></td></tr> <tr><td colspan="2">COORD. GPS</td></tr> <tr><td>MARCA</td><td></td></tr> <tr><td>TIPO</td><td></td></tr> <tr><td>QUADRO</td><td></td></tr> </table> <p>Note:</p>	<b>IDENTIFICAZIONE</b>		COORD. GPS		MARCA		TIPO		QUADRO		<table border="1"> <tr><td colspan="2"><b>CARATT.ELETTRICHE</b></td></tr> <tr><td>IP</td><td></td></tr> <tr><td>CLASSE</td><td>1</td></tr> <tr><td>CUT OFF</td><td></td></tr> <tr><td>SEMI CUT OFF</td><td><input checked="" type="checkbox"/></td></tr> <tr><td>LINEA</td><td></td></tr> <tr><td>SEZ.</td><td></td></tr> <tr><td><input checked="" type="checkbox"/> PE</td><td></td></tr> </table>	<b>CARATT.ELETTRICHE</b>		IP		CLASSE	1	CUT OFF		SEMI CUT OFF	<input checked="" type="checkbox"/>	LINEA		SEZ.		<input checked="" type="checkbox"/> PE		<table border="1"> <tr><td colspan="2"><b>POSIZIONE</b></td></tr> <tr><td><input checked="" type="checkbox"/> SEDE STRADALE</td><td></td></tr> <tr><td>BANCHINA</td><td></td></tr> <tr><td>MARCIAPIEDE</td><td></td></tr> <tr><td>ALTRO</td><td></td></tr> </table> <p>Note:</p>	<b>POSIZIONE</b>		<input checked="" type="checkbox"/> SEDE STRADALE		BANCHINA		MARCIAPIEDE		ALTRO		<table border="1"> <tr><td colspan="2"><b>CONDIZIONI</b></td></tr> <tr><td colspan="2">SOSTEGNO</td></tr> <tr><td><input type="checkbox"/></td><td><input checked="" type="checkbox"/></td></tr> <tr><td></td><td>x</td></tr> <tr><td colspan="2">DIFFUSORE</td></tr> <tr><td><input type="checkbox"/></td><td><input checked="" type="checkbox"/></td></tr> <tr><td></td><td>x</td></tr> <tr><td colspan="2">GENERALE</td></tr> <tr><td><input type="checkbox"/></td><td><input checked="" type="checkbox"/></td></tr> <tr><td></td><td>x</td></tr> </table>	<b>CONDIZIONI</b>		SOSTEGNO		<input type="checkbox"/>	<input checked="" type="checkbox"/>		x	DIFFUSORE		<input type="checkbox"/>	<input checked="" type="checkbox"/>		x	GENERALE		<input type="checkbox"/>	<input checked="" type="checkbox"/>		x
<b>IDENTIFICAZIONE</b>																																																											
COORD. GPS																																																											
MARCA																																																											
TIPO																																																											
QUADRO																																																											
<b>CARATT.ELETTRICHE</b>																																																											
IP																																																											
CLASSE	1																																																										
CUT OFF																																																											
SEMI CUT OFF	<input checked="" type="checkbox"/>																																																										
LINEA																																																											
SEZ.																																																											
<input checked="" type="checkbox"/> PE																																																											
<b>POSIZIONE</b>																																																											
<input checked="" type="checkbox"/> SEDE STRADALE																																																											
BANCHINA																																																											
MARCIAPIEDE																																																											
ALTRO																																																											
<b>CONDIZIONI</b>																																																											
SOSTEGNO																																																											
<input type="checkbox"/>	<input checked="" type="checkbox"/>																																																										
	x																																																										
DIFFUSORE																																																											
<input type="checkbox"/>	<input checked="" type="checkbox"/>																																																										
	x																																																										
GENERALE																																																											
<input type="checkbox"/>	<input checked="" type="checkbox"/>																																																										
	x																																																										
COD.	300	VIA <b>Via dei Rovari</b>																																																									
	<table border="1"> <tr><td colspan="2"><b>CARATT.MECCANICHE</b></td></tr> <tr><td>PALO</td><td>CLS</td></tr> <tr><td>CILINDRICO</td><td><input checked="" type="checkbox"/> FE</td></tr> <tr><td>RASTREMATO</td><td>PVC</td></tr> <tr><td><input checked="" type="checkbox"/> CONICO</td><td>LEGNO</td></tr> </table>	<b>CARATT.MECCANICHE</b>		PALO	CLS	CILINDRICO	<input checked="" type="checkbox"/> FE	RASTREMATO	PVC	<input checked="" type="checkbox"/> CONICO	LEGNO	<table border="1"> <tr><td colspan="2"><b>POSA</b></td></tr> <tr><td><input checked="" type="checkbox"/> POZZ.</td><td>SCATOLA</td></tr> <tr><td>CLS</td><td>PVC</td></tr> <tr><td><input checked="" type="checkbox"/> FE</td><td>FE</td></tr> <tr><td>PVC</td><td>INCASSO</td></tr> <tr><td></td><td>ESTERNA</td></tr> </table>	<b>POSA</b>		<input checked="" type="checkbox"/> POZZ.	SCATOLA	CLS	PVC	<input checked="" type="checkbox"/> FE	FE	PVC	INCASSO		ESTERNA	<table border="1"> <tr><td colspan="2"><b>DIMENSIONI</b></td></tr> <tr><td>H.</td><td>9 m</td></tr> <tr><td>L.</td><td></td></tr> <tr><td>AcZn</td><td></td></tr> <tr><td><input checked="" type="checkbox"/> VERN.</td><td></td></tr> </table>	<b>DIMENSIONI</b>		H.	9 m	L.		AcZn		<input checked="" type="checkbox"/> VERN.																									
<b>CARATT.MECCANICHE</b>																																																											
PALO	CLS																																																										
CILINDRICO	<input checked="" type="checkbox"/> FE																																																										
RASTREMATO	PVC																																																										
<input checked="" type="checkbox"/> CONICO	LEGNO																																																										
<b>POSA</b>																																																											
<input checked="" type="checkbox"/> POZZ.	SCATOLA																																																										
CLS	PVC																																																										
<input checked="" type="checkbox"/> FE	FE																																																										
PVC	INCASSO																																																										
	ESTERNA																																																										
<b>DIMENSIONI</b>																																																											
H.	9 m																																																										
L.																																																											
AcZn																																																											
<input checked="" type="checkbox"/> VERN.																																																											
<table border="1"> <tr><td colspan="2"><b>IDENTIFICAZIONE</b></td></tr> <tr><td colspan="2">COORD. GPS</td></tr> <tr><td>MARCA</td><td></td></tr> <tr><td>TIPO</td><td></td></tr> <tr><td>QUADRO</td><td></td></tr> </table> <p>Note:</p>	<b>IDENTIFICAZIONE</b>		COORD. GPS		MARCA		TIPO		QUADRO		<table border="1"> <tr><td colspan="2"><b>CARATT.ELETTRICHE</b></td></tr> <tr><td>IP</td><td></td></tr> <tr><td>CLASSE</td><td>1</td></tr> <tr><td>CUT OFF</td><td></td></tr> <tr><td>SEMI CUT OFF</td><td><input checked="" type="checkbox"/></td></tr> <tr><td>LINEA</td><td></td></tr> <tr><td>SEZ.</td><td></td></tr> <tr><td><input checked="" type="checkbox"/> PE</td><td></td></tr> </table>	<b>CARATT.ELETTRICHE</b>		IP		CLASSE	1	CUT OFF		SEMI CUT OFF	<input checked="" type="checkbox"/>	LINEA		SEZ.		<input checked="" type="checkbox"/> PE		<table border="1"> <tr><td colspan="2"><b>POSIZIONE</b></td></tr> <tr><td><input checked="" type="checkbox"/> SEDE STRADALE</td><td></td></tr> <tr><td>BANCHINA</td><td></td></tr> <tr><td>MARCIAPIEDE</td><td></td></tr> <tr><td>ALTRO</td><td></td></tr> </table> <p>Note:</p>	<b>POSIZIONE</b>		<input checked="" type="checkbox"/> SEDE STRADALE		BANCHINA		MARCIAPIEDE		ALTRO		<table border="1"> <tr><td colspan="2"><b>CONDIZIONI</b></td></tr> <tr><td colspan="2">SOSTEGNO</td></tr> <tr><td><input type="checkbox"/></td><td><input checked="" type="checkbox"/></td></tr> <tr><td></td><td>x</td></tr> <tr><td colspan="2">DIFFUSORE</td></tr> <tr><td><input type="checkbox"/></td><td><input checked="" type="checkbox"/></td></tr> <tr><td></td><td>x</td></tr> <tr><td colspan="2">GENERALE</td></tr> <tr><td><input type="checkbox"/></td><td><input checked="" type="checkbox"/></td></tr> <tr><td></td><td>x</td></tr> </table>	<b>CONDIZIONI</b>		SOSTEGNO		<input type="checkbox"/>	<input checked="" type="checkbox"/>		x	DIFFUSORE		<input type="checkbox"/>	<input checked="" type="checkbox"/>		x	GENERALE		<input type="checkbox"/>	<input checked="" type="checkbox"/>		x
<b>IDENTIFICAZIONE</b>																																																											
COORD. GPS																																																											
MARCA																																																											
TIPO																																																											
QUADRO																																																											
<b>CARATT.ELETTRICHE</b>																																																											
IP																																																											
CLASSE	1																																																										
CUT OFF																																																											
SEMI CUT OFF	<input checked="" type="checkbox"/>																																																										
LINEA																																																											
SEZ.																																																											
<input checked="" type="checkbox"/> PE																																																											
<b>POSIZIONE</b>																																																											
<input checked="" type="checkbox"/> SEDE STRADALE																																																											
BANCHINA																																																											
MARCIAPIEDE																																																											
ALTRO																																																											
<b>CONDIZIONI</b>																																																											
SOSTEGNO																																																											
<input type="checkbox"/>	<input checked="" type="checkbox"/>																																																										
	x																																																										
DIFFUSORE																																																											
<input type="checkbox"/>	<input checked="" type="checkbox"/>																																																										
	x																																																										
GENERALE																																																											
<input type="checkbox"/>	<input checked="" type="checkbox"/>																																																										
	x																																																										





<b>00</b>	PIANO REGOLATORE DELL'ILLUMINAZIONE COMUNALE – PRIC – DEL COMUNE DI SCURELLE (TN)	<i>censimento</i>	
<b>SEZ</b>		Pag. 105 di 143	25_09_rel.doc

COD.	301	VIA <b>Via dei Rovari</b>																																																									
	<table border="1"> <tr><th colspan="2">CARATT.MECCANICHE</th></tr> <tr><td>PALO</td><td>CLS</td></tr> <tr><td>CILINDRICO</td><td><input checked="" type="checkbox"/> FE</td></tr> <tr><td>RASTREMATO</td><td>PVC</td></tr> <tr><td><input checked="" type="checkbox"/> CONICO</td><td>LEGNO</td></tr> </table>	CARATT.MECCANICHE		PALO	CLS	CILINDRICO	<input checked="" type="checkbox"/> FE	RASTREMATO	PVC	<input checked="" type="checkbox"/> CONICO	LEGNO	<table border="1"> <tr><th colspan="2">POSA</th></tr> <tr><td><input checked="" type="checkbox"/> POZZ.</td><td>SCATOLA</td></tr> <tr><td>CLS</td><td>PVC</td></tr> <tr><td><input checked="" type="checkbox"/> FE</td><td>FE</td></tr> <tr><td>PVC</td><td>INCASSO</td></tr> <tr><td></td><td>ESTERNA</td></tr> </table>	POSA		<input checked="" type="checkbox"/> POZZ.	SCATOLA	CLS	PVC	<input checked="" type="checkbox"/> FE	FE	PVC	INCASSO		ESTERNA	<table border="1"> <tr><th colspan="2">DIMENSIONI</th></tr> <tr><td>H.</td><td>9 m</td></tr> <tr><td>L.</td><td></td></tr> <tr><td>AcZn</td><td></td></tr> <tr><td><input checked="" type="checkbox"/> VERN.</td><td></td></tr> </table>	DIMENSIONI		H.	9 m	L.		AcZn		<input checked="" type="checkbox"/> VERN.																									
CARATT.MECCANICHE																																																											
PALO	CLS																																																										
CILINDRICO	<input checked="" type="checkbox"/> FE																																																										
RASTREMATO	PVC																																																										
<input checked="" type="checkbox"/> CONICO	LEGNO																																																										
POSA																																																											
<input checked="" type="checkbox"/> POZZ.	SCATOLA																																																										
CLS	PVC																																																										
<input checked="" type="checkbox"/> FE	FE																																																										
PVC	INCASSO																																																										
	ESTERNA																																																										
DIMENSIONI																																																											
H.	9 m																																																										
L.																																																											
AcZn																																																											
<input checked="" type="checkbox"/> VERN.																																																											
<table border="1"> <tr><th colspan="2">IDENTIFICAZIONE</th></tr> <tr><td colspan="2">COORD. GPS</td></tr> <tr><td>MARCA</td><td></td></tr> <tr><td>TIPO</td><td></td></tr> <tr><td>QUADRO</td><td></td></tr> </table> <p>Note:</p>	IDENTIFICAZIONE		COORD. GPS		MARCA		TIPO		QUADRO		<table border="1"> <tr><th colspan="2">CARATT.ELETTRICHE</th></tr> <tr><td>IP</td><td></td></tr> <tr><td>CLASSE</td><td>1</td></tr> <tr><td>CUT OFF</td><td></td></tr> <tr><td>SEMI CUT OFF</td><td><input checked="" type="checkbox"/></td></tr> <tr><td>LINEA</td><td></td></tr> <tr><td>SEZ.</td><td></td></tr> <tr><td><input checked="" type="checkbox"/> PE</td><td></td></tr> </table>	CARATT.ELETTRICHE		IP		CLASSE	1	CUT OFF		SEMI CUT OFF	<input checked="" type="checkbox"/>	LINEA		SEZ.		<input checked="" type="checkbox"/> PE		<table border="1"> <tr><th colspan="2">POSIZIONE</th></tr> <tr><td><input checked="" type="checkbox"/> SEDE STRADALE</td><td></td></tr> <tr><td>BANCHINA</td><td></td></tr> <tr><td>MARCIAPIEDE</td><td></td></tr> <tr><td>ALTRO</td><td></td></tr> </table> <p>Note:</p>	POSIZIONE		<input checked="" type="checkbox"/> SEDE STRADALE		BANCHINA		MARCIAPIEDE		ALTRO		<table border="1"> <tr><th colspan="2">CONDIZIONI</th></tr> <tr><th colspan="2">SOSTEGNO</th></tr> <tr><td><input type="checkbox"/> - <input type="checkbox"/></td><td></td></tr> <tr><td></td><td><input checked="" type="checkbox"/></td></tr> <tr><th colspan="2">DIFFUSORE</th></tr> <tr><td><input type="checkbox"/> - <input type="checkbox"/></td><td></td></tr> <tr><td></td><td><input checked="" type="checkbox"/></td></tr> <tr><th colspan="2">GENERALE</th></tr> <tr><td><input type="checkbox"/> - <input type="checkbox"/></td><td></td></tr> <tr><td></td><td><input checked="" type="checkbox"/></td></tr> </table>	CONDIZIONI		SOSTEGNO		<input type="checkbox"/> - <input type="checkbox"/>			<input checked="" type="checkbox"/>	DIFFUSORE		<input type="checkbox"/> - <input type="checkbox"/>			<input checked="" type="checkbox"/>	GENERALE		<input type="checkbox"/> - <input type="checkbox"/>			<input checked="" type="checkbox"/>
IDENTIFICAZIONE																																																											
COORD. GPS																																																											
MARCA																																																											
TIPO																																																											
QUADRO																																																											
CARATT.ELETTRICHE																																																											
IP																																																											
CLASSE	1																																																										
CUT OFF																																																											
SEMI CUT OFF	<input checked="" type="checkbox"/>																																																										
LINEA																																																											
SEZ.																																																											
<input checked="" type="checkbox"/> PE																																																											
POSIZIONE																																																											
<input checked="" type="checkbox"/> SEDE STRADALE																																																											
BANCHINA																																																											
MARCIAPIEDE																																																											
ALTRO																																																											
CONDIZIONI																																																											
SOSTEGNO																																																											
<input type="checkbox"/> - <input type="checkbox"/>																																																											
	<input checked="" type="checkbox"/>																																																										
DIFFUSORE																																																											
<input type="checkbox"/> - <input type="checkbox"/>																																																											
	<input checked="" type="checkbox"/>																																																										
GENERALE																																																											
<input type="checkbox"/> - <input type="checkbox"/>																																																											
	<input checked="" type="checkbox"/>																																																										
COD.	302	VIA <b>Via dei Rovari</b>																																																									
	<table border="1"> <tr><th colspan="2">CARATT.MECCANICHE</th></tr> <tr><td>PALO</td><td>CLS</td></tr> <tr><td>CILINDRICO</td><td><input checked="" type="checkbox"/> FE</td></tr> <tr><td>RASTREMATO</td><td>PVC</td></tr> <tr><td><input checked="" type="checkbox"/> CONICO</td><td>LEGNO</td></tr> </table>	CARATT.MECCANICHE		PALO	CLS	CILINDRICO	<input checked="" type="checkbox"/> FE	RASTREMATO	PVC	<input checked="" type="checkbox"/> CONICO	LEGNO	<table border="1"> <tr><th colspan="2">POSA</th></tr> <tr><td><input checked="" type="checkbox"/> POZZ.</td><td>SCATOLA</td></tr> <tr><td>CLS</td><td>PVC</td></tr> <tr><td><input checked="" type="checkbox"/> FE</td><td>FE</td></tr> <tr><td>PVC</td><td>INCASSO</td></tr> <tr><td></td><td>ESTERNA</td></tr> </table>	POSA		<input checked="" type="checkbox"/> POZZ.	SCATOLA	CLS	PVC	<input checked="" type="checkbox"/> FE	FE	PVC	INCASSO		ESTERNA	<table border="1"> <tr><th colspan="2">DIMENSIONI</th></tr> <tr><td>H.</td><td>9 m</td></tr> <tr><td>L.</td><td></td></tr> <tr><td>AcZn</td><td></td></tr> <tr><td><input checked="" type="checkbox"/> VERN.</td><td></td></tr> </table>	DIMENSIONI		H.	9 m	L.		AcZn		<input checked="" type="checkbox"/> VERN.																									
CARATT.MECCANICHE																																																											
PALO	CLS																																																										
CILINDRICO	<input checked="" type="checkbox"/> FE																																																										
RASTREMATO	PVC																																																										
<input checked="" type="checkbox"/> CONICO	LEGNO																																																										
POSA																																																											
<input checked="" type="checkbox"/> POZZ.	SCATOLA																																																										
CLS	PVC																																																										
<input checked="" type="checkbox"/> FE	FE																																																										
PVC	INCASSO																																																										
	ESTERNA																																																										
DIMENSIONI																																																											
H.	9 m																																																										
L.																																																											
AcZn																																																											
<input checked="" type="checkbox"/> VERN.																																																											
<table border="1"> <tr><th colspan="2">IDENTIFICAZIONE</th></tr> <tr><td colspan="2">COORD. GPS</td></tr> <tr><td>MARCA</td><td></td></tr> <tr><td>TIPO</td><td></td></tr> <tr><td>QUADRO</td><td></td></tr> </table> <p>Note:</p>	IDENTIFICAZIONE		COORD. GPS		MARCA		TIPO		QUADRO		<table border="1"> <tr><th colspan="2">CARATT.ELETTRICHE</th></tr> <tr><td>IP</td><td></td></tr> <tr><td>CLASSE</td><td>1</td></tr> <tr><td>CUT OFF</td><td></td></tr> <tr><td>SEMI CUT OFF</td><td><input checked="" type="checkbox"/></td></tr> <tr><td>LINEA</td><td></td></tr> <tr><td>SEZ.</td><td></td></tr> <tr><td><input checked="" type="checkbox"/> PE</td><td></td></tr> </table>	CARATT.ELETTRICHE		IP		CLASSE	1	CUT OFF		SEMI CUT OFF	<input checked="" type="checkbox"/>	LINEA		SEZ.		<input checked="" type="checkbox"/> PE		<table border="1"> <tr><th colspan="2">POSIZIONE</th></tr> <tr><td><input checked="" type="checkbox"/> SEDE STRADALE</td><td></td></tr> <tr><td>BANCHINA</td><td></td></tr> <tr><td>MARCIAPIEDE</td><td></td></tr> <tr><td>ALTRO</td><td></td></tr> </table> <p>Note:</p>	POSIZIONE		<input checked="" type="checkbox"/> SEDE STRADALE		BANCHINA		MARCIAPIEDE		ALTRO		<table border="1"> <tr><th colspan="2">CONDIZIONI</th></tr> <tr><th colspan="2">SOSTEGNO</th></tr> <tr><td><input type="checkbox"/> - <input type="checkbox"/></td><td></td></tr> <tr><td></td><td><input checked="" type="checkbox"/></td></tr> <tr><th colspan="2">DIFFUSORE</th></tr> <tr><td><input type="checkbox"/> - <input type="checkbox"/></td><td></td></tr> <tr><td></td><td><input checked="" type="checkbox"/></td></tr> <tr><th colspan="2">GENERALE</th></tr> <tr><td><input type="checkbox"/> - <input type="checkbox"/></td><td></td></tr> <tr><td></td><td><input checked="" type="checkbox"/></td></tr> </table>	CONDIZIONI		SOSTEGNO		<input type="checkbox"/> - <input type="checkbox"/>			<input checked="" type="checkbox"/>	DIFFUSORE		<input type="checkbox"/> - <input type="checkbox"/>			<input checked="" type="checkbox"/>	GENERALE		<input type="checkbox"/> - <input type="checkbox"/>			<input checked="" type="checkbox"/>
IDENTIFICAZIONE																																																											
COORD. GPS																																																											
MARCA																																																											
TIPO																																																											
QUADRO																																																											
CARATT.ELETTRICHE																																																											
IP																																																											
CLASSE	1																																																										
CUT OFF																																																											
SEMI CUT OFF	<input checked="" type="checkbox"/>																																																										
LINEA																																																											
SEZ.																																																											
<input checked="" type="checkbox"/> PE																																																											
POSIZIONE																																																											
<input checked="" type="checkbox"/> SEDE STRADALE																																																											
BANCHINA																																																											
MARCIAPIEDE																																																											
ALTRO																																																											
CONDIZIONI																																																											
SOSTEGNO																																																											
<input type="checkbox"/> - <input type="checkbox"/>																																																											
	<input checked="" type="checkbox"/>																																																										
DIFFUSORE																																																											
<input type="checkbox"/> - <input type="checkbox"/>																																																											
	<input checked="" type="checkbox"/>																																																										
GENERALE																																																											
<input type="checkbox"/> - <input type="checkbox"/>																																																											
	<input checked="" type="checkbox"/>																																																										
COD.	303	VIA <b>Via dei Rovari</b>																																																									
	<table border="1"> <tr><th colspan="2">CARATT.MECCANICHE</th></tr> <tr><td>PALO</td><td>CLS</td></tr> <tr><td>CILINDRICO</td><td><input checked="" type="checkbox"/> FE</td></tr> <tr><td>RASTREMATO</td><td>PVC</td></tr> <tr><td><input checked="" type="checkbox"/> CONICO</td><td>LEGNO</td></tr> </table>	CARATT.MECCANICHE		PALO	CLS	CILINDRICO	<input checked="" type="checkbox"/> FE	RASTREMATO	PVC	<input checked="" type="checkbox"/> CONICO	LEGNO	<table border="1"> <tr><th colspan="2">POSA</th></tr> <tr><td><input checked="" type="checkbox"/> POZZ.</td><td>SCATOLA</td></tr> <tr><td>CLS</td><td>PVC</td></tr> <tr><td><input checked="" type="checkbox"/> FE</td><td>FE</td></tr> <tr><td>PVC</td><td>INCASSO</td></tr> <tr><td></td><td>ESTERNA</td></tr> </table>	POSA		<input checked="" type="checkbox"/> POZZ.	SCATOLA	CLS	PVC	<input checked="" type="checkbox"/> FE	FE	PVC	INCASSO		ESTERNA	<table border="1"> <tr><th colspan="2">DIMENSIONI</th></tr> <tr><td>H.</td><td>9 m</td></tr> <tr><td>L.</td><td></td></tr> <tr><td>AcZn</td><td></td></tr> <tr><td><input checked="" type="checkbox"/> VERN.</td><td></td></tr> </table>	DIMENSIONI		H.	9 m	L.		AcZn		<input checked="" type="checkbox"/> VERN.																									
CARATT.MECCANICHE																																																											
PALO	CLS																																																										
CILINDRICO	<input checked="" type="checkbox"/> FE																																																										
RASTREMATO	PVC																																																										
<input checked="" type="checkbox"/> CONICO	LEGNO																																																										
POSA																																																											
<input checked="" type="checkbox"/> POZZ.	SCATOLA																																																										
CLS	PVC																																																										
<input checked="" type="checkbox"/> FE	FE																																																										
PVC	INCASSO																																																										
	ESTERNA																																																										
DIMENSIONI																																																											
H.	9 m																																																										
L.																																																											
AcZn																																																											
<input checked="" type="checkbox"/> VERN.																																																											
<table border="1"> <tr><th colspan="2">IDENTIFICAZIONE</th></tr> <tr><td colspan="2">COORD. GPS</td></tr> <tr><td>MARCA</td><td></td></tr> <tr><td>TIPO</td><td></td></tr> <tr><td>QUADRO</td><td></td></tr> </table> <p>Note:</p>	IDENTIFICAZIONE		COORD. GPS		MARCA		TIPO		QUADRO		<table border="1"> <tr><th colspan="2">CARATT.ELETTRICHE</th></tr> <tr><td>IP</td><td></td></tr> <tr><td>CLASSE</td><td>1</td></tr> <tr><td>CUT OFF</td><td></td></tr> <tr><td>SEMI CUT OFF</td><td><input checked="" type="checkbox"/></td></tr> <tr><td>LINEA</td><td></td></tr> <tr><td>SEZ.</td><td></td></tr> <tr><td><input checked="" type="checkbox"/> PE</td><td></td></tr> </table>	CARATT.ELETTRICHE		IP		CLASSE	1	CUT OFF		SEMI CUT OFF	<input checked="" type="checkbox"/>	LINEA		SEZ.		<input checked="" type="checkbox"/> PE		<table border="1"> <tr><th colspan="2">POSIZIONE</th></tr> <tr><td><input checked="" type="checkbox"/> SEDE STRADALE</td><td></td></tr> <tr><td>BANCHINA</td><td></td></tr> <tr><td>MARCIAPIEDE</td><td></td></tr> <tr><td>ALTRO</td><td></td></tr> </table> <p>Note:</p>	POSIZIONE		<input checked="" type="checkbox"/> SEDE STRADALE		BANCHINA		MARCIAPIEDE		ALTRO		<table border="1"> <tr><th colspan="2">CONDIZIONI</th></tr> <tr><th colspan="2">SOSTEGNO</th></tr> <tr><td><input type="checkbox"/> - <input type="checkbox"/></td><td></td></tr> <tr><td></td><td><input checked="" type="checkbox"/></td></tr> <tr><th colspan="2">DIFFUSORE</th></tr> <tr><td><input type="checkbox"/> - <input type="checkbox"/></td><td></td></tr> <tr><td></td><td><input checked="" type="checkbox"/></td></tr> <tr><th colspan="2">GENERALE</th></tr> <tr><td><input type="checkbox"/> - <input type="checkbox"/></td><td></td></tr> <tr><td></td><td><input checked="" type="checkbox"/></td></tr> </table>	CONDIZIONI		SOSTEGNO		<input type="checkbox"/> - <input type="checkbox"/>			<input checked="" type="checkbox"/>	DIFFUSORE		<input type="checkbox"/> - <input type="checkbox"/>			<input checked="" type="checkbox"/>	GENERALE		<input type="checkbox"/> - <input type="checkbox"/>			<input checked="" type="checkbox"/>
IDENTIFICAZIONE																																																											
COORD. GPS																																																											
MARCA																																																											
TIPO																																																											
QUADRO																																																											
CARATT.ELETTRICHE																																																											
IP																																																											
CLASSE	1																																																										
CUT OFF																																																											
SEMI CUT OFF	<input checked="" type="checkbox"/>																																																										
LINEA																																																											
SEZ.																																																											
<input checked="" type="checkbox"/> PE																																																											
POSIZIONE																																																											
<input checked="" type="checkbox"/> SEDE STRADALE																																																											
BANCHINA																																																											
MARCIAPIEDE																																																											
ALTRO																																																											
CONDIZIONI																																																											
SOSTEGNO																																																											
<input type="checkbox"/> - <input type="checkbox"/>																																																											
	<input checked="" type="checkbox"/>																																																										
DIFFUSORE																																																											
<input type="checkbox"/> - <input type="checkbox"/>																																																											
	<input checked="" type="checkbox"/>																																																										
GENERALE																																																											
<input type="checkbox"/> - <input type="checkbox"/>																																																											
	<input checked="" type="checkbox"/>																																																										


<b>00</b>	PIANO REGOLATORE DELL'ILLUMINAZIONE COMUNALE – PRIC – DEL COMUNE DI SCURELLE (TN)	<i>censimento</i>	
<b>SEZ</b>		Pag. 106 di 143	25_09_rel.doc

COD.	304	VIA <b>Via dei Rovari</b>																																				
	<b>CARATT.MECCANICHE</b>		<b>POSA</b>																																			
	<table border="1"> <tr><td><input type="checkbox"/></td><td>PALO</td><td></td><td>CLS</td></tr> <tr><td><input type="checkbox"/></td><td>CILINDRICO</td><td>x</td><td>FE</td></tr> <tr><td><input type="checkbox"/></td><td>RASTREMATO</td><td></td><td>PVC</td></tr> <tr><td>x</td><td>CONICO</td><td></td><td>LEGNO</td></tr> </table>	<input type="checkbox"/>	PALO		CLS	<input type="checkbox"/>	CILINDRICO	x	FE	<input type="checkbox"/>	RASTREMATO		PVC	x	CONICO		LEGNO	<table border="1"> <tr><td>x</td><td>POZZ.</td><td></td><td>SCATOLA</td></tr> <tr><td></td><td>CLS</td><td></td><td>PVC</td></tr> <tr><td>x</td><td>FE</td><td></td><td>FE</td></tr> <tr><td></td><td>PVC</td><td></td><td>INCASSO</td></tr> <tr><td></td><td></td><td></td><td>ESTERNA</td></tr> </table>	x	POZZ.		SCATOLA		CLS		PVC	x	FE		FE		PVC		INCASSO				ESTERNA
<input type="checkbox"/>	PALO		CLS																																			
<input type="checkbox"/>	CILINDRICO	x	FE																																			
<input type="checkbox"/>	RASTREMATO		PVC																																			
x	CONICO		LEGNO																																			
x	POZZ.		SCATOLA																																			
	CLS		PVC																																			
x	FE		FE																																			
	PVC		INCASSO																																			
			ESTERNA																																			
<b>IDENTIFICAZIONE</b>		<b>CONDIZIONI</b>																																				
<table border="1"> <tr><td colspan="2">COORD. GPS</td></tr> <tr><td>MARCA</td><td></td></tr> <tr><td>TIPO</td><td></td></tr> <tr><td>QUADRO</td><td></td></tr> </table>		COORD. GPS		MARCA		TIPO		QUADRO		<table border="1"> <tr><td colspan="3">SOSTEGNO</td></tr> <tr><td>☐</td><td>-</td><td>↺</td></tr> <tr><td></td><td></td><td>x</td></tr> <tr><td colspan="3">DIFFUSORE</td></tr> <tr><td>☐</td><td>-</td><td>↺</td></tr> <tr><td></td><td></td><td>x</td></tr> <tr><td colspan="3">GENERALE</td></tr> <tr><td>☐</td><td>-</td><td>↺</td></tr> <tr><td></td><td></td><td>x</td></tr> </table>		SOSTEGNO			☐	-	↺			x	DIFFUSORE			☐	-	↺			x	GENERALE			☐	-	↺			x
COORD. GPS																																						
MARCA																																						
TIPO																																						
QUADRO																																						
SOSTEGNO																																						
☐	-	↺																																				
		x																																				
DIFFUSORE																																						
☐	-	↺																																				
		x																																				
GENERALE																																						
☐	-	↺																																				
		x																																				
Note:		Note:																																				


COD.	305	VIA <b>Strada delle Pianezze</b>																																								
	<b>CARATT.MECCANICHE</b>		<b>POSA</b>																																							
	<table border="1"> <tr><td><input type="checkbox"/></td><td>PALO</td><td></td><td>CLS</td></tr> <tr><td><input type="checkbox"/></td><td>CILINDRICO</td><td>x</td><td>FE</td></tr> <tr><td><input type="checkbox"/></td><td>RASTREMATO</td><td></td><td>PVC</td></tr> <tr><td><input type="checkbox"/></td><td>CONICO</td><td></td><td>LEGNO</td></tr> <tr><td>x</td><td>MENSOLA</td><td></td><td></td></tr> </table>	<input type="checkbox"/>	PALO		CLS	<input type="checkbox"/>	CILINDRICO	x	FE	<input type="checkbox"/>	RASTREMATO		PVC	<input type="checkbox"/>	CONICO		LEGNO	x	MENSOLA			<table border="1"> <tr><td>x</td><td>POZZ.</td><td>x</td><td>SCATOLA</td></tr> <tr><td></td><td>CLS</td><td>x</td><td>PVC</td></tr> <tr><td>x</td><td>FE</td><td></td><td>FE</td></tr> <tr><td></td><td>PVC</td><td>x</td><td>INCASSO</td></tr> <tr><td></td><td></td><td></td><td>ESTERNA</td></tr> </table>	x	POZZ.	x	SCATOLA		CLS	x	PVC	x	FE		FE		PVC	x	INCASSO				ESTERNA
<input type="checkbox"/>	PALO		CLS																																							
<input type="checkbox"/>	CILINDRICO	x	FE																																							
<input type="checkbox"/>	RASTREMATO		PVC																																							
<input type="checkbox"/>	CONICO		LEGNO																																							
x	MENSOLA																																									
x	POZZ.	x	SCATOLA																																							
	CLS	x	PVC																																							
x	FE		FE																																							
	PVC	x	INCASSO																																							
			ESTERNA																																							
<b>IDENTIFICAZIONE</b>		<b>CONDIZIONI</b>																																								
<table border="1"> <tr><td colspan="2">COORD. GPS</td></tr> <tr><td>MARCA</td><td></td></tr> <tr><td>TIPO</td><td></td></tr> <tr><td>QUADRO</td><td></td></tr> </table>		COORD. GPS		MARCA		TIPO		QUADRO		<table border="1"> <tr><td colspan="3">SOSTEGNO</td></tr> <tr><td>☐</td><td>-</td><td>↺</td></tr> <tr><td></td><td></td><td>x</td></tr> <tr><td colspan="3">DIFFUSORE</td></tr> <tr><td>☐</td><td>-</td><td>↺</td></tr> <tr><td></td><td></td><td>x</td></tr> <tr><td colspan="3">GENERALE</td></tr> <tr><td>☐</td><td>-</td><td>↺</td></tr> <tr><td></td><td></td><td>x</td></tr> </table>		SOSTEGNO			☐	-	↺			x	DIFFUSORE			☐	-	↺			x	GENERALE			☐	-	↺			x				
COORD. GPS																																										
MARCA																																										
TIPO																																										
QUADRO																																										
SOSTEGNO																																										
☐	-	↺																																								
		x																																								
DIFFUSORE																																										
☐	-	↺																																								
		x																																								
GENERALE																																										
☐	-	↺																																								
		x																																								
Note:		Note:																																								

COD.	306	VIA <b>Strada delle Pianezze</b>																																				
	<b>CARATT.MECCANICHE</b>		<b>POSA</b>																																			
	<table border="1"> <tr><td><input type="checkbox"/></td><td>PALO</td><td></td><td>CLS</td></tr> <tr><td><input type="checkbox"/></td><td>CILINDRICO</td><td>x</td><td>FE</td></tr> <tr><td><input type="checkbox"/></td><td>RASTREMATO</td><td></td><td>PVC</td></tr> <tr><td>x</td><td>CONICO</td><td></td><td>LEGNO</td></tr> </table>	<input type="checkbox"/>	PALO		CLS	<input type="checkbox"/>	CILINDRICO	x	FE	<input type="checkbox"/>	RASTREMATO		PVC	x	CONICO		LEGNO	<table border="1"> <tr><td>x</td><td>POZZ.</td><td></td><td>SCATOLA</td></tr> <tr><td></td><td>CLS</td><td></td><td>PVC</td></tr> <tr><td>x</td><td>FE</td><td></td><td>FE</td></tr> <tr><td></td><td>PVC</td><td></td><td>INCASSO</td></tr> <tr><td></td><td></td><td></td><td>ESTERNA</td></tr> </table>	x	POZZ.		SCATOLA		CLS		PVC	x	FE		FE		PVC		INCASSO				ESTERNA
<input type="checkbox"/>	PALO		CLS																																			
<input type="checkbox"/>	CILINDRICO	x	FE																																			
<input type="checkbox"/>	RASTREMATO		PVC																																			
x	CONICO		LEGNO																																			
x	POZZ.		SCATOLA																																			
	CLS		PVC																																			
x	FE		FE																																			
	PVC		INCASSO																																			
			ESTERNA																																			
<b>IDENTIFICAZIONE</b>		<b>CONDIZIONI</b>																																				
<table border="1"> <tr><td colspan="2">COORD. GPS</td></tr> <tr><td>MARCA</td><td></td></tr> <tr><td>TIPO</td><td></td></tr> <tr><td>QUADRO</td><td></td></tr> </table>		COORD. GPS		MARCA		TIPO		QUADRO		<table border="1"> <tr><td colspan="3">SOSTEGNO</td></tr> <tr><td>☐</td><td>-</td><td>↺</td></tr> <tr><td></td><td></td><td>x</td></tr> <tr><td colspan="3">DIFFUSORE</td></tr> <tr><td>☐</td><td>-</td><td>↺</td></tr> <tr><td></td><td></td><td>x</td></tr> <tr><td colspan="3">GENERALE</td></tr> <tr><td>☐</td><td>-</td><td>↺</td></tr> <tr><td></td><td></td><td>x</td></tr> </table>		SOSTEGNO			☐	-	↺			x	DIFFUSORE			☐	-	↺			x	GENERALE			☐	-	↺			x
COORD. GPS																																						
MARCA																																						
TIPO																																						
QUADRO																																						
SOSTEGNO																																						
☐	-	↺																																				
		x																																				
DIFFUSORE																																						
☐	-	↺																																				
		x																																				
GENERALE																																						
☐	-	↺																																				
		x																																				
Note: 2x		Note:																																				


<b>00</b>	PIANO REGOLATORE DELL'ILLUMINAZIONE COMUNALE – PRIC – DEL COMUNE DI SCURELLE (TN)	<i>censimento</i>	
<b>SEZ</b>		Pag. 107 di 143	25_09_rel.doc

COD.	307	VIA <b>Strada delle Pianezze</b>	
	<b>CARATT.MECCANICHE</b>		<b>POSA</b>
	<input type="checkbox"/> PALO	<input type="checkbox"/> CLS	<input checked="" type="checkbox"/> POZZ.
	<input type="checkbox"/> CILINDRICO	<input checked="" type="checkbox"/> FE	<input type="checkbox"/> CLS
	<input type="checkbox"/> RASTREMATO	<input type="checkbox"/> PVC	<input type="checkbox"/> SCATOLA
	<input checked="" type="checkbox"/> CONICO	<input type="checkbox"/> LEGNO	<input checked="" type="checkbox"/> FE
		<input type="checkbox"/> PVC	<input type="checkbox"/> INCASSO
			<input type="checkbox"/> ESTERNA
		<b>DIMENSIONI</b>	
		<input type="checkbox"/> H.	9 m
		<input type="checkbox"/> L.	
		<input type="checkbox"/> AcZn	
		<input checked="" type="checkbox"/> VERN.	
		<input type="checkbox"/>	

<b>IDENTIFICAZIONE</b>		<b>CARATT.ELETTRICHE</b>		<b>POSIZIONE</b>		<b>CONDIZIONI</b>	
COORD. GPS		<input type="checkbox"/> IP		<input checked="" type="checkbox"/> SEDE STRADALE	<b>SOSTEGNO</b>		
MARCA		<input type="checkbox"/> CLASSE	1	<input type="checkbox"/> BANCHINA	<input type="checkbox"/> -	<input checked="" type="checkbox"/>	
TIPO		<input type="checkbox"/> CUT OFF		<input type="checkbox"/> MARCIAPIEDE	<input type="checkbox"/>	<input checked="" type="checkbox"/>	
QUADRO		<input type="checkbox"/> SEMI CUT OFF	<input checked="" type="checkbox"/>	<input type="checkbox"/> ALTRO	<b>DIFFUSORE</b>		
Note:		<input type="checkbox"/> LINEA		Note:	<input type="checkbox"/> -	<input checked="" type="checkbox"/>	
		<input type="checkbox"/> SEZ.			<input type="checkbox"/>	<input checked="" type="checkbox"/>	
		<input checked="" type="checkbox"/> PE			<b>GENERALE</b>		
					<input type="checkbox"/> -	<input checked="" type="checkbox"/>	
					<input type="checkbox"/>	<input checked="" type="checkbox"/>	

COD.	308	VIA <b>Strada delle Pianezze</b>	
	<b>CARATT.MECCANICHE</b>		<b>POSA</b>
	<input type="checkbox"/> PALO	<input type="checkbox"/> CLS	<input checked="" type="checkbox"/> POZZ.
	<input type="checkbox"/> CILINDRICO	<input checked="" type="checkbox"/> FE	<input type="checkbox"/> CLS
	<input type="checkbox"/> RASTREMATO	<input type="checkbox"/> PVC	<input type="checkbox"/> SCATOLA
	<input checked="" type="checkbox"/> CONICO	<input type="checkbox"/> LEGNO	<input checked="" type="checkbox"/> FE
		<input type="checkbox"/> PVC	<input type="checkbox"/> INCASSO
			<input type="checkbox"/> ESTERNA
		<b>DIMENSIONI</b>	
		<input type="checkbox"/> H.	9 m
		<input type="checkbox"/> L.	
		<input type="checkbox"/> AcZn	
		<input checked="" type="checkbox"/> VERN.	
		<input type="checkbox"/>	

<b>IDENTIFICAZIONE</b>		<b>CARATT.ELETTRICHE</b>		<b>POSIZIONE</b>		<b>CONDIZIONI</b>	
COORD. GPS		<input type="checkbox"/> IP		<input checked="" type="checkbox"/> SEDE STRADALE	<b>SOSTEGNO</b>		
MARCA		<input type="checkbox"/> CLASSE	1	<input type="checkbox"/> BANCHINA	<input type="checkbox"/> -	<input checked="" type="checkbox"/>	
TIPO		<input type="checkbox"/> CUT OFF		<input type="checkbox"/> MARCIAPIEDE	<input type="checkbox"/>	<input checked="" type="checkbox"/>	
QUADRO		<input type="checkbox"/> SEMI CUT OFF	<input checked="" type="checkbox"/>	<input type="checkbox"/> ALTRO	<b>DIFFUSORE</b>		
Note:		<input type="checkbox"/> LINEA		Note:	<input type="checkbox"/> -	<input checked="" type="checkbox"/>	
		<input type="checkbox"/> SEZ.			<input type="checkbox"/>	<input checked="" type="checkbox"/>	
		<input checked="" type="checkbox"/> PE			<b>GENERALE</b>		
					<input type="checkbox"/> -	<input checked="" type="checkbox"/>	
					<input type="checkbox"/>	<input checked="" type="checkbox"/>	

COD.	309	VIA <b>Strada delle Pianezze</b>	
	<b>CARATT.MECCANICHE</b>		<b>POSA</b>
	<input type="checkbox"/> PALO	<input type="checkbox"/> CLS	<input checked="" type="checkbox"/> POZZ.
	<input type="checkbox"/> CILINDRICO	<input checked="" type="checkbox"/> FE	<input type="checkbox"/> CLS
	<input type="checkbox"/> RASTREMATO	<input type="checkbox"/> PVC	<input type="checkbox"/> SCATOLA
	<input checked="" type="checkbox"/> CONICO	<input type="checkbox"/> LEGNO	<input checked="" type="checkbox"/> FE
		<input type="checkbox"/> PVC	<input type="checkbox"/> INCASSO
			<input type="checkbox"/> ESTERNA
		<b>DIMENSIONI</b>	
		<input type="checkbox"/> H.	9 m
		<input type="checkbox"/> L.	
		<input checked="" type="checkbox"/> AcZn	
		<input type="checkbox"/> VERN.	
		<input type="checkbox"/>	

<b>IDENTIFICAZIONE</b>		<b>CARATT.ELETTRICHE</b>		<b>POSIZIONE</b>		<b>CONDIZIONI</b>	
COORD. GPS		<input type="checkbox"/> IP		<input checked="" type="checkbox"/> SEDE STRADALE	<b>SOSTEGNO</b>		
MARCA		<input type="checkbox"/> CLASSE	1	<input type="checkbox"/> BANCHINA	<input type="checkbox"/> -	<input checked="" type="checkbox"/>	
TIPO		<input type="checkbox"/> CUT OFF		<input type="checkbox"/> MARCIAPIEDE	<input type="checkbox"/>	<input checked="" type="checkbox"/>	
QUADRO		<input type="checkbox"/> SEMI CUT OFF	<input checked="" type="checkbox"/>	<input type="checkbox"/> ALTRO	<b>DIFFUSORE</b>		
Note:		<input type="checkbox"/> LINEA		Note:	<input type="checkbox"/> -	<input checked="" type="checkbox"/>	
testapalo		<input type="checkbox"/> SEZ.			<input type="checkbox"/>	<input checked="" type="checkbox"/>	
		<input checked="" type="checkbox"/> PE			<b>GENERALE</b>		
					<input type="checkbox"/> -	<input checked="" type="checkbox"/>	
					<input type="checkbox"/>	<input checked="" type="checkbox"/>	


<b>00</b>	PIANO REGOLATORE DELL'ILLUMINAZIONE COMUNALE – PRIC – DEL COMUNE DI SCURELLE (TN)	<i>censimento</i>	
<b>SEZ</b>		Pag. 108 di 143	25_09_rel.doc

COD.	310	VIA <b>Strada delle Pianezze</b>																							
		<b>CARATT.MECCANICHE</b>	<b>POSA</b>																						
		<table border="1"> <tr><td>PALO</td><td></td><td>CLS</td></tr> <tr><td>CILINDRICO</td><td>x</td><td>FE</td></tr> <tr><td>RASTREMATO</td><td></td><td>PVC</td></tr> <tr><td>x CONICO</td><td></td><td>LEGNO</td></tr> </table>	PALO		CLS	CILINDRICO	x	FE	RASTREMATO		PVC	x CONICO		LEGNO	<table border="1"> <tr><td>x POZZ.</td><td>SCATOLA</td></tr> <tr><td>CLS</td><td>PVC</td></tr> <tr><td>x FE</td><td>FE</td></tr> <tr><td>PVC</td><td>INCASSO</td></tr> <tr><td></td><td>ESTERNA</td></tr> </table>	x POZZ.	SCATOLA	CLS	PVC	x FE	FE	PVC	INCASSO		ESTERNA
PALO		CLS																							
CILINDRICO	x	FE																							
RASTREMATO		PVC																							
x CONICO		LEGNO																							
x POZZ.	SCATOLA																								
CLS	PVC																								
x FE	FE																								
PVC	INCASSO																								
	ESTERNA																								
		<b>DIMENSIONI</b>																							
		<table border="1"> <tr><td>H.</td><td>9 m</td></tr> <tr><td>L.</td><td></td></tr> <tr><td>x AcZn</td><td></td></tr> <tr><td>VERN.</td><td></td></tr> </table>		H.	9 m	L.		x AcZn		VERN.															
H.	9 m																								
L.																									
x AcZn																									
VERN.																									

<b>IDENTIFICAZIONE</b>	<b>CARATT.ELETTRICHE</b>	<b>POSIZIONE</b>	<b>CONDIZIONI</b>																																												
<table border="1"> <tr><td colspan="2">COORD. GPS</td></tr> <tr><td>MARCA</td><td></td></tr> <tr><td>TIPO</td><td></td></tr> <tr><td>QUADRO</td><td></td></tr> </table> <p>Note: testapalo</p>	COORD. GPS		MARCA		TIPO		QUADRO		<table border="1"> <tr><td>IP</td><td></td></tr> <tr><td>CLASSE</td><td>1</td></tr> <tr><td>CUT OFF</td><td></td></tr> <tr><td>SEMI CUT OFF</td><td>x</td></tr> <tr><td>LINEA</td><td></td></tr> <tr><td>SEZ.</td><td></td></tr> <tr><td>x PE</td><td></td></tr> </table>	IP		CLASSE	1	CUT OFF		SEMI CUT OFF	x	LINEA		SEZ.		x PE		<table border="1"> <tr><td>x SEDE STRADALE</td></tr> <tr><td>BANCHINA</td></tr> <tr><td>MARCIAPIEDE</td></tr> <tr><td>ALTRO</td></tr> </table> <p>Note:</p>	x SEDE STRADALE	BANCHINA	MARCIAPIEDE	ALTRO	<table border="1"> <tr><td colspan="2"><b>SOSTEGNO</b></td></tr> <tr><td>φ</td><td>- ↺</td></tr> <tr><td></td><td>x</td></tr> <tr><td colspan="2"><b>DIFFUSORE</b></td></tr> <tr><td>φ</td><td>- ↺</td></tr> <tr><td></td><td>x</td></tr> <tr><td colspan="2"><b>GENERALE</b></td></tr> <tr><td>φ</td><td>- ↺</td></tr> <tr><td></td><td>x</td></tr> </table>	<b>SOSTEGNO</b>		φ	- ↺		x	<b>DIFFUSORE</b>		φ	- ↺		x	<b>GENERALE</b>		φ	- ↺		x
COORD. GPS																																															
MARCA																																															
TIPO																																															
QUADRO																																															
IP																																															
CLASSE	1																																														
CUT OFF																																															
SEMI CUT OFF	x																																														
LINEA																																															
SEZ.																																															
x PE																																															
x SEDE STRADALE																																															
BANCHINA																																															
MARCIAPIEDE																																															
ALTRO																																															
<b>SOSTEGNO</b>																																															
φ	- ↺																																														
	x																																														
<b>DIFFUSORE</b>																																															
φ	- ↺																																														
	x																																														
<b>GENERALE</b>																																															
φ	- ↺																																														
	x																																														

COD.	311	VIA <b>Strada delle Pianezze</b>																							
		<b>CARATT.MECCANICHE</b>	<b>POSA</b>																						
		<table border="1"> <tr><td>PALO</td><td></td><td>CLS</td></tr> <tr><td>CILINDRICO</td><td>x</td><td>FE</td></tr> <tr><td>RASTREMATO</td><td></td><td>PVC</td></tr> <tr><td>x CONICO</td><td></td><td>LEGNO</td></tr> </table>	PALO		CLS	CILINDRICO	x	FE	RASTREMATO		PVC	x CONICO		LEGNO	<table border="1"> <tr><td>x POZZ.</td><td>SCATOLA</td></tr> <tr><td>CLS</td><td>PVC</td></tr> <tr><td>x FE</td><td>FE</td></tr> <tr><td>PVC</td><td>INCASSO</td></tr> <tr><td></td><td>ESTERNA</td></tr> </table>	x POZZ.	SCATOLA	CLS	PVC	x FE	FE	PVC	INCASSO		ESTERNA
PALO		CLS																							
CILINDRICO	x	FE																							
RASTREMATO		PVC																							
x CONICO		LEGNO																							
x POZZ.	SCATOLA																								
CLS	PVC																								
x FE	FE																								
PVC	INCASSO																								
	ESTERNA																								
		<b>DIMENSIONI</b>																							
		<table border="1"> <tr><td>H.</td><td>9 m</td></tr> <tr><td>L.</td><td></td></tr> <tr><td>AcZn</td><td></td></tr> <tr><td>x VERN.</td><td></td></tr> </table>		H.	9 m	L.		AcZn		x VERN.															
H.	9 m																								
L.																									
AcZn																									
x VERN.																									

<b>IDENTIFICAZIONE</b>	<b>CARATT.ELETTRICHE</b>	<b>POSIZIONE</b>	<b>CONDIZIONI</b>																																												
<table border="1"> <tr><td colspan="2">COORD. GPS</td></tr> <tr><td>MARCA</td><td></td></tr> <tr><td>TIPO</td><td></td></tr> <tr><td>QUADRO</td><td></td></tr> </table> <p>Note:</p>	COORD. GPS		MARCA		TIPO		QUADRO		<table border="1"> <tr><td>IP</td><td></td></tr> <tr><td>CLASSE</td><td>1</td></tr> <tr><td>CUT OFF</td><td></td></tr> <tr><td>SEMI CUT OFF</td><td>x</td></tr> <tr><td>LINEA</td><td></td></tr> <tr><td>SEZ.</td><td></td></tr> <tr><td>x PE</td><td></td></tr> </table>	IP		CLASSE	1	CUT OFF		SEMI CUT OFF	x	LINEA		SEZ.		x PE		<table border="1"> <tr><td>x SEDE STRADALE</td></tr> <tr><td>BANCHINA</td></tr> <tr><td>MARCIAPIEDE</td></tr> <tr><td>ALTRO</td></tr> </table> <p>Note: diffusore mancante</p>	x SEDE STRADALE	BANCHINA	MARCIAPIEDE	ALTRO	<table border="1"> <tr><td colspan="2"><b>SOSTEGNO</b></td></tr> <tr><td>φ</td><td>- ↺</td></tr> <tr><td></td><td>x</td></tr> <tr><td colspan="2"><b>DIFFUSORE</b></td></tr> <tr><td>φ</td><td>- ↺</td></tr> <tr><td>x</td><td></td></tr> <tr><td colspan="2"><b>GENERALE</b></td></tr> <tr><td>φ</td><td>- ↺</td></tr> <tr><td></td><td>x</td></tr> </table>	<b>SOSTEGNO</b>		φ	- ↺		x	<b>DIFFUSORE</b>		φ	- ↺	x		<b>GENERALE</b>		φ	- ↺		x
COORD. GPS																																															
MARCA																																															
TIPO																																															
QUADRO																																															
IP																																															
CLASSE	1																																														
CUT OFF																																															
SEMI CUT OFF	x																																														
LINEA																																															
SEZ.																																															
x PE																																															
x SEDE STRADALE																																															
BANCHINA																																															
MARCIAPIEDE																																															
ALTRO																																															
<b>SOSTEGNO</b>																																															
φ	- ↺																																														
	x																																														
<b>DIFFUSORE</b>																																															
φ	- ↺																																														
x																																															
<b>GENERALE</b>																																															
φ	- ↺																																														
	x																																														

COD.	312	VIA <b>Strada delle Pianezze</b>																							
		<b>CARATT.MECCANICHE</b>	<b>POSA</b>																						
		<table border="1"> <tr><td>PALO</td><td></td><td>CLS</td></tr> <tr><td>CILINDRICO</td><td>x</td><td>FE</td></tr> <tr><td>RASTREMATO</td><td></td><td>PVC</td></tr> <tr><td>x CONICO</td><td></td><td>LEGNO</td></tr> </table>	PALO		CLS	CILINDRICO	x	FE	RASTREMATO		PVC	x CONICO		LEGNO	<table border="1"> <tr><td>x POZZ.</td><td>SCATOLA</td></tr> <tr><td>CLS</td><td>PVC</td></tr> <tr><td>x FE</td><td>FE</td></tr> <tr><td>PVC</td><td>INCASSO</td></tr> <tr><td></td><td>ESTERNA</td></tr> </table>	x POZZ.	SCATOLA	CLS	PVC	x FE	FE	PVC	INCASSO		ESTERNA
PALO		CLS																							
CILINDRICO	x	FE																							
RASTREMATO		PVC																							
x CONICO		LEGNO																							
x POZZ.	SCATOLA																								
CLS	PVC																								
x FE	FE																								
PVC	INCASSO																								
	ESTERNA																								
		<b>DIMENSIONI</b>																							
		<table border="1"> <tr><td>H.</td><td>9 m</td></tr> <tr><td>L.</td><td></td></tr> <tr><td>AcZn</td><td></td></tr> <tr><td>x VERN.</td><td></td></tr> </table>		H.	9 m	L.		AcZn		x VERN.															
H.	9 m																								
L.																									
AcZn																									
x VERN.																									

<b>IDENTIFICAZIONE</b>	<b>CARATT.ELETTRICHE</b>	<b>POSIZIONE</b>	<b>CONDIZIONI</b>																																												
<table border="1"> <tr><td colspan="2">COORD. GPS</td></tr> <tr><td>MARCA</td><td></td></tr> <tr><td>TIPO</td><td></td></tr> <tr><td>QUADRO</td><td></td></tr> </table> <p>Note:</p>	COORD. GPS		MARCA		TIPO		QUADRO		<table border="1"> <tr><td>IP</td><td></td></tr> <tr><td>CLASSE</td><td>1</td></tr> <tr><td>CUT OFF</td><td></td></tr> <tr><td>SEMI CUT OFF</td><td>x</td></tr> <tr><td>LINEA</td><td></td></tr> <tr><td>SEZ.</td><td></td></tr> <tr><td>x PE</td><td></td></tr> </table>	IP		CLASSE	1	CUT OFF		SEMI CUT OFF	x	LINEA		SEZ.		x PE		<table border="1"> <tr><td>x SEDE STRADALE</td></tr> <tr><td>BANCHINA</td></tr> <tr><td>MARCIAPIEDE</td></tr> <tr><td>ALTRO</td></tr> </table> <p>Note:</p>	x SEDE STRADALE	BANCHINA	MARCIAPIEDE	ALTRO	<table border="1"> <tr><td colspan="2"><b>SOSTEGNO</b></td></tr> <tr><td>φ</td><td>- ↺</td></tr> <tr><td></td><td>x</td></tr> <tr><td colspan="2"><b>DIFFUSORE</b></td></tr> <tr><td>φ</td><td>- ↺</td></tr> <tr><td></td><td>x</td></tr> <tr><td colspan="2"><b>GENERALE</b></td></tr> <tr><td>φ</td><td>- ↺</td></tr> <tr><td></td><td>x</td></tr> </table>	<b>SOSTEGNO</b>		φ	- ↺		x	<b>DIFFUSORE</b>		φ	- ↺		x	<b>GENERALE</b>		φ	- ↺		x
COORD. GPS																																															
MARCA																																															
TIPO																																															
QUADRO																																															
IP																																															
CLASSE	1																																														
CUT OFF																																															
SEMI CUT OFF	x																																														
LINEA																																															
SEZ.																																															
x PE																																															
x SEDE STRADALE																																															
BANCHINA																																															
MARCIAPIEDE																																															
ALTRO																																															
<b>SOSTEGNO</b>																																															
φ	- ↺																																														
	x																																														
<b>DIFFUSORE</b>																																															
φ	- ↺																																														
	x																																														
<b>GENERALE</b>																																															
φ	- ↺																																														
	x																																														

<b>00</b>	PIANO REGOLATORE DELL'ILLUMINAZIONE COMUNALE – PRIC – DEL COMUNE DI SCURELLE (TN)	<i>censimento</i>	
<b>SEZ</b>		Pag. 109 di 143	25_09_rel.doc

COD.	313	VIA <b>Strada delle Pianezze</b>																																																																	
	<b>CARATT.MECCANICHE</b>	<b>POSA</b>	<b>DIMENSIONI</b>																																																																
	<table border="1"> <tr><td><input type="checkbox"/></td><td>PALO INC.</td><td></td><td>CLS</td></tr> <tr><td></td><td>CILINDRICO</td><td>x</td><td>FE</td></tr> <tr><td></td><td>RASTREMATO</td><td></td><td>PVC</td></tr> <tr><td>x</td><td>CONICO</td><td></td><td>LEGNO</td></tr> </table>	<input type="checkbox"/>	PALO INC.		CLS		CILINDRICO	x	FE		RASTREMATO		PVC	x	CONICO		LEGNO	<table border="1"> <tr><td>x</td><td>POZZ.</td><td>SCATOLA</td></tr> <tr><td></td><td>CLS</td><td>PVC</td></tr> <tr><td>x</td><td>FE</td><td>FE</td></tr> <tr><td></td><td>PVC</td><td>INCASSO</td></tr> <tr><td></td><td></td><td>ESTERNA</td></tr> </table>	x	POZZ.	SCATOLA		CLS	PVC	x	FE	FE		PVC	INCASSO			ESTERNA	<table border="1"> <tr><td></td><td>H.</td><td>9 m</td></tr> <tr><td></td><td>L.</td><td></td></tr> <tr><td></td><td>AcZn</td><td></td></tr> <tr><td>x</td><td>VERN.</td><td></td></tr> </table>		H.	9 m		L.			AcZn		x	VERN.																						
<input type="checkbox"/>	PALO INC.		CLS																																																																
	CILINDRICO	x	FE																																																																
	RASTREMATO		PVC																																																																
x	CONICO		LEGNO																																																																
x	POZZ.	SCATOLA																																																																	
	CLS	PVC																																																																	
x	FE	FE																																																																	
	PVC	INCASSO																																																																	
		ESTERNA																																																																	
	H.	9 m																																																																	
	L.																																																																		
	AcZn																																																																		
x	VERN.																																																																		
<b>IDENTIFICAZIONE</b>	<b>CARATT.ELETTRICHE</b>	<b>POSIZIONE</b>	<b>CONDIZIONI</b>																																																																
<table border="1"> <tr><td colspan="2">COORD. GPS</td></tr> <tr><td>MARCA</td><td></td></tr> <tr><td>TIPO</td><td></td></tr> <tr><td>QUADRO</td><td></td></tr> </table> <p>Note:</p>	COORD. GPS		MARCA		TIPO		QUADRO		<table border="1"> <tr><td><input type="checkbox"/></td><td>IP</td><td></td></tr> <tr><td></td><td>CLASSE</td><td>1</td></tr> <tr><td></td><td>CUT OFF</td><td></td></tr> <tr><td></td><td>SEMI CUT OFF</td><td>x</td></tr> <tr><td></td><td>LINEA</td><td></td></tr> <tr><td></td><td>SEZ.</td><td></td></tr> <tr><td>x</td><td>PE</td><td></td></tr> </table>	<input type="checkbox"/>	IP			CLASSE	1		CUT OFF			SEMI CUT OFF	x		LINEA			SEZ.		x	PE		<table border="1"> <tr><td>x</td><td>SEDE STRADALE</td></tr> <tr><td></td><td>BANCHINA</td></tr> <tr><td></td><td>MARCIAPIEDE</td></tr> <tr><td></td><td>ALTRO</td></tr> </table> <p>Note:</p>	x	SEDE STRADALE		BANCHINA		MARCIAPIEDE		ALTRO	<table border="1"> <tr><td colspan="3">SOSTEGNO</td></tr> <tr><td>?</td><td>-</td><td>↺</td></tr> <tr><td></td><td></td><td>x</td></tr> <tr><td colspan="3">DIFFUSORE</td></tr> <tr><td>?</td><td>-</td><td>↺</td></tr> <tr><td></td><td></td><td>x</td></tr> <tr><td colspan="3">GENERALE</td></tr> <tr><td>?</td><td>-</td><td>↺</td></tr> <tr><td></td><td></td><td>x</td></tr> </table>	SOSTEGNO			?	-	↺			x	DIFFUSORE			?	-	↺			x	GENERALE			?	-	↺			x
COORD. GPS																																																																			
MARCA																																																																			
TIPO																																																																			
QUADRO																																																																			
<input type="checkbox"/>	IP																																																																		
	CLASSE	1																																																																	
	CUT OFF																																																																		
	SEMI CUT OFF	x																																																																	
	LINEA																																																																		
	SEZ.																																																																		
x	PE																																																																		
x	SEDE STRADALE																																																																		
	BANCHINA																																																																		
	MARCIAPIEDE																																																																		
	ALTRO																																																																		
SOSTEGNO																																																																			
?	-	↺																																																																	
		x																																																																	
DIFFUSORE																																																																			
?	-	↺																																																																	
		x																																																																	
GENERALE																																																																			
?	-	↺																																																																	
		x																																																																	
COD.	314	VIA <b>Strada delle Pianezze</b>																																																																	
	<b>CARATT.MECCANICHE</b>	<b>POSA</b>	<b>DIMENSIONI</b>																																																																
	<table border="1"> <tr><td><input type="checkbox"/></td><td>PALO</td><td></td><td>CLS</td></tr> <tr><td></td><td>CILINDRICO</td><td>x</td><td>FE</td></tr> <tr><td></td><td>RASTREMATO</td><td></td><td>PVC</td></tr> <tr><td>x</td><td>CONICO</td><td></td><td>LEGNO</td></tr> </table>	<input type="checkbox"/>	PALO		CLS		CILINDRICO	x	FE		RASTREMATO		PVC	x	CONICO		LEGNO	<table border="1"> <tr><td>x</td><td>POZZ.</td><td>SCATOLA</td></tr> <tr><td></td><td>CLS</td><td>PVC</td></tr> <tr><td>x</td><td>FE</td><td>FE</td></tr> <tr><td></td><td>PVC</td><td>INCASSO</td></tr> <tr><td></td><td></td><td>ESTERNA</td></tr> </table>	x	POZZ.	SCATOLA		CLS	PVC	x	FE	FE		PVC	INCASSO			ESTERNA	<table border="1"> <tr><td></td><td>H.</td><td>9 m</td></tr> <tr><td></td><td>L.</td><td></td></tr> <tr><td></td><td>AcZn</td><td></td></tr> <tr><td>x</td><td>VERN.</td><td></td></tr> </table>		H.	9 m		L.			AcZn		x	VERN.																						
<input type="checkbox"/>	PALO		CLS																																																																
	CILINDRICO	x	FE																																																																
	RASTREMATO		PVC																																																																
x	CONICO		LEGNO																																																																
x	POZZ.	SCATOLA																																																																	
	CLS	PVC																																																																	
x	FE	FE																																																																	
	PVC	INCASSO																																																																	
		ESTERNA																																																																	
	H.	9 m																																																																	
	L.																																																																		
	AcZn																																																																		
x	VERN.																																																																		
<b>IDENTIFICAZIONE</b>	<b>CARATT.ELETTRICHE</b>	<b>POSIZIONE</b>	<b>CONDIZIONI</b>																																																																
<table border="1"> <tr><td colspan="2">COORD. GPS</td></tr> <tr><td>MARCA</td><td></td></tr> <tr><td>TIPO</td><td></td></tr> <tr><td>QUADRO</td><td></td></tr> </table> <p>Note: testapalo Situato interno proprietà privata</p>	COORD. GPS		MARCA		TIPO		QUADRO		<table border="1"> <tr><td><input type="checkbox"/></td><td>IP</td><td></td></tr> <tr><td></td><td>CLASSE</td><td>1</td></tr> <tr><td></td><td>CUT OFF</td><td></td></tr> <tr><td></td><td>SEMI CUT OFF</td><td>x</td></tr> <tr><td></td><td>LINEA</td><td></td></tr> <tr><td></td><td>SEZ.</td><td></td></tr> <tr><td>x</td><td>PE</td><td></td></tr> </table>	<input type="checkbox"/>	IP			CLASSE	1		CUT OFF			SEMI CUT OFF	x		LINEA			SEZ.		x	PE		<table border="1"> <tr><td>x</td><td>SEDE STRADALE</td></tr> <tr><td></td><td>BANCHINA</td></tr> <tr><td></td><td>MARCIAPIEDE</td></tr> <tr><td></td><td>ALTRO</td></tr> </table> <p>Note:</p>	x	SEDE STRADALE		BANCHINA		MARCIAPIEDE		ALTRO	<table border="1"> <tr><td colspan="3">SOSTEGNO</td></tr> <tr><td>?</td><td>-</td><td>↺</td></tr> <tr><td></td><td></td><td>x</td></tr> <tr><td colspan="3">DIFFUSORE</td></tr> <tr><td>?</td><td>-</td><td>↺</td></tr> <tr><td></td><td></td><td>x</td></tr> <tr><td colspan="3">GENERALE</td></tr> <tr><td>?</td><td>-</td><td>↺</td></tr> <tr><td></td><td></td><td>x</td></tr> </table>	SOSTEGNO			?	-	↺			x	DIFFUSORE			?	-	↺			x	GENERALE			?	-	↺			x
COORD. GPS																																																																			
MARCA																																																																			
TIPO																																																																			
QUADRO																																																																			
<input type="checkbox"/>	IP																																																																		
	CLASSE	1																																																																	
	CUT OFF																																																																		
	SEMI CUT OFF	x																																																																	
	LINEA																																																																		
	SEZ.																																																																		
x	PE																																																																		
x	SEDE STRADALE																																																																		
	BANCHINA																																																																		
	MARCIAPIEDE																																																																		
	ALTRO																																																																		
SOSTEGNO																																																																			
?	-	↺																																																																	
		x																																																																	
DIFFUSORE																																																																			
?	-	↺																																																																	
		x																																																																	
GENERALE																																																																			
?	-	↺																																																																	
		x																																																																	
COD.	315	VIA <b>Strada delle Pianezze</b>																																																																	
	<b>CARATT.MECCANICHE</b>	<b>POSA</b>	<b>DIMENSIONI</b>																																																																
	<table border="1"> <tr><td><input type="checkbox"/></td><td>PALO</td><td></td><td>CLS</td></tr> <tr><td></td><td>CILINDRICO</td><td>x</td><td>FE</td></tr> <tr><td></td><td>RASTREMATO</td><td></td><td>PVC</td></tr> <tr><td>x</td><td>CONICO</td><td></td><td>LEGNO</td></tr> </table>	<input type="checkbox"/>	PALO		CLS		CILINDRICO	x	FE		RASTREMATO		PVC	x	CONICO		LEGNO	<table border="1"> <tr><td>x</td><td>POZZ.</td><td>SCATOLA</td></tr> <tr><td></td><td>CLS</td><td>PVC</td></tr> <tr><td>x</td><td>FE</td><td>FE</td></tr> <tr><td></td><td>PVC</td><td>INCASSO</td></tr> <tr><td></td><td></td><td>ESTERNA</td></tr> </table>	x	POZZ.	SCATOLA		CLS	PVC	x	FE	FE		PVC	INCASSO			ESTERNA	<table border="1"> <tr><td></td><td>H.</td><td>9 m</td></tr> <tr><td></td><td>L.</td><td></td></tr> <tr><td></td><td>AcZn</td><td></td></tr> <tr><td>x</td><td>VERN.</td><td></td></tr> </table>		H.	9 m		L.			AcZn		x	VERN.																						
<input type="checkbox"/>	PALO		CLS																																																																
	CILINDRICO	x	FE																																																																
	RASTREMATO		PVC																																																																
x	CONICO		LEGNO																																																																
x	POZZ.	SCATOLA																																																																	
	CLS	PVC																																																																	
x	FE	FE																																																																	
	PVC	INCASSO																																																																	
		ESTERNA																																																																	
	H.	9 m																																																																	
	L.																																																																		
	AcZn																																																																		
x	VERN.																																																																		
<b>IDENTIFICAZIONE</b>	<b>CARATT.ELETTRICHE</b>	<b>POSIZIONE</b>	<b>CONDIZIONI</b>																																																																
<table border="1"> <tr><td colspan="2">COORD. GPS</td></tr> <tr><td>MARCA</td><td></td></tr> <tr><td>TIPO</td><td></td></tr> <tr><td>QUADRO</td><td></td></tr> </table> <p>Note: testapalo</p>	COORD. GPS		MARCA		TIPO		QUADRO		<table border="1"> <tr><td><input type="checkbox"/></td><td>IP</td><td></td></tr> <tr><td></td><td>CLASSE</td><td>1</td></tr> <tr><td></td><td>CUT OFF</td><td></td></tr> <tr><td></td><td>SEMI CUT OFF</td><td>x</td></tr> <tr><td></td><td>LINEA</td><td></td></tr> <tr><td></td><td>SEZ.</td><td></td></tr> <tr><td>x</td><td>PE</td><td></td></tr> </table>	<input type="checkbox"/>	IP			CLASSE	1		CUT OFF			SEMI CUT OFF	x		LINEA			SEZ.		x	PE		<table border="1"> <tr><td>x</td><td>SEDE STRADALE</td></tr> <tr><td></td><td>BANCHINA</td></tr> <tr><td></td><td>MARCIAPIEDE</td></tr> <tr><td></td><td>ALTRO</td></tr> </table> <p>Note:</p>	x	SEDE STRADALE		BANCHINA		MARCIAPIEDE		ALTRO	<table border="1"> <tr><td colspan="3">SOSTEGNO</td></tr> <tr><td>?</td><td>-</td><td>↺</td></tr> <tr><td></td><td></td><td>x</td></tr> <tr><td colspan="3">DIFFUSORE</td></tr> <tr><td>?</td><td>-</td><td>↺</td></tr> <tr><td></td><td></td><td>x</td></tr> <tr><td colspan="3">GENERALE</td></tr> <tr><td>?</td><td>-</td><td>↺</td></tr> <tr><td></td><td></td><td>x</td></tr> </table>	SOSTEGNO			?	-	↺			x	DIFFUSORE			?	-	↺			x	GENERALE			?	-	↺			x
COORD. GPS																																																																			
MARCA																																																																			
TIPO																																																																			
QUADRO																																																																			
<input type="checkbox"/>	IP																																																																		
	CLASSE	1																																																																	
	CUT OFF																																																																		
	SEMI CUT OFF	x																																																																	
	LINEA																																																																		
	SEZ.																																																																		
x	PE																																																																		
x	SEDE STRADALE																																																																		
	BANCHINA																																																																		
	MARCIAPIEDE																																																																		
	ALTRO																																																																		
SOSTEGNO																																																																			
?	-	↺																																																																	
		x																																																																	
DIFFUSORE																																																																			
?	-	↺																																																																	
		x																																																																	
GENERALE																																																																			
?	-	↺																																																																	
		x																																																																	

<b>00</b>	PIANO REGOLATORE DELL'ILLUMINAZIONE COMUNALE – PRIC – DEL COMUNE DI SCURELLE (TN)	<i>censimento</i>	
<b>SEZ</b>		Pag. 110 di 143	25_09_rel.doc

COD.	316	VIA <b>Strada delle Pianezze</b>																																													
	<b>CARATT.MECCANICHE</b>	<b>POSA</b>	<b>DIMENSIONI</b>																																												
	<table border="1"> <tr><td>PALO</td><td></td><td>CLS</td></tr> <tr><td>CILINDRICO</td><td>x</td><td>FE</td></tr> <tr><td>RASTREMATO</td><td></td><td>PVC</td></tr> <tr><td>x CONICO</td><td></td><td>LEGNO</td></tr> </table>	PALO		CLS	CILINDRICO	x	FE	RASTREMATO		PVC	x CONICO		LEGNO	<table border="1"> <tr><td>x POZZ.</td><td>SCATOLA</td></tr> <tr><td>CLS</td><td>PVC</td></tr> <tr><td>x FE</td><td>FE</td></tr> <tr><td>PVC</td><td>INCASSO</td></tr> <tr><td></td><td>ESTERNA</td></tr> </table>	x POZZ.	SCATOLA	CLS	PVC	x FE	FE	PVC	INCASSO		ESTERNA	<table border="1"> <tr><td>H.</td><td>9 m</td></tr> <tr><td>L.</td><td></td></tr> <tr><td>AcZn</td><td></td></tr> <tr><td>x VERN.</td><td></td></tr> </table>	H.	9 m	L.		AcZn		x VERN.															
PALO		CLS																																													
CILINDRICO	x	FE																																													
RASTREMATO		PVC																																													
x CONICO		LEGNO																																													
x POZZ.	SCATOLA																																														
CLS	PVC																																														
x FE	FE																																														
PVC	INCASSO																																														
	ESTERNA																																														
H.	9 m																																														
L.																																															
AcZn																																															
x VERN.																																															
<b>IDENTIFICAZIONE</b>	<b>CARATT.ELETTRICHE</b>	<b>POSIZIONE</b>	<b>CONDIZIONI</b>																																												
<table border="1"> <tr><td colspan="2">COORD. GPS</td></tr> <tr><td>MARCA</td><td></td></tr> <tr><td>TIPO</td><td></td></tr> <tr><td>QUADRO</td><td></td></tr> </table> <p>Note: testapalo Situato interno proprietà privata</p>	COORD. GPS		MARCA		TIPO		QUADRO		<table border="1"> <tr><td>IP</td><td></td></tr> <tr><td>CLASSE</td><td>1</td></tr> <tr><td>CUT OFF</td><td></td></tr> <tr><td>SEMI CUT OFF</td><td>x</td></tr> <tr><td>LINEA</td><td></td></tr> <tr><td>SEZ.</td><td></td></tr> <tr><td>x PE</td><td></td></tr> </table>	IP		CLASSE	1	CUT OFF		SEMI CUT OFF	x	LINEA		SEZ.		x PE		<table border="1"> <tr><td>x SEDE STRADALE</td></tr> <tr><td>BANCHINA</td></tr> <tr><td>MARCIAPIEDE</td></tr> <tr><td>ALTRO</td></tr> </table> <p>Note:</p>	x SEDE STRADALE	BANCHINA	MARCIAPIEDE	ALTRO	<table border="1"> <tr><td colspan="2">SOSTEGNO</td></tr> <tr><td>☐</td><td>- ☐</td></tr> <tr><td></td><td>x</td></tr> <tr><td colspan="2">DIFFUSORE</td></tr> <tr><td>☐</td><td>- ☐</td></tr> <tr><td></td><td>x</td></tr> <tr><td colspan="2">GENERALE</td></tr> <tr><td>☐</td><td>- ☐</td></tr> <tr><td></td><td>x</td></tr> </table>	SOSTEGNO		☐	- ☐		x	DIFFUSORE		☐	- ☐		x	GENERALE		☐	- ☐		x
COORD. GPS																																															
MARCA																																															
TIPO																																															
QUADRO																																															
IP																																															
CLASSE	1																																														
CUT OFF																																															
SEMI CUT OFF	x																																														
LINEA																																															
SEZ.																																															
x PE																																															
x SEDE STRADALE																																															
BANCHINA																																															
MARCIAPIEDE																																															
ALTRO																																															
SOSTEGNO																																															
☐	- ☐																																														
	x																																														
DIFFUSORE																																															
☐	- ☐																																														
	x																																														
GENERALE																																															
☐	- ☐																																														
	x																																														
COD.	317	VIA <b>Strada delle Pianezze</b>																																													
	<b>CARATT.MECCANICHE</b>	<b>POSA</b>	<b>DIMENSIONI</b>																																												
	<table border="1"> <tr><td>PALO</td><td></td><td>CLS</td></tr> <tr><td>CILINDRICO</td><td>x</td><td>FE</td></tr> <tr><td>RASTREMATO</td><td></td><td>PVC</td></tr> <tr><td>x CONICO</td><td></td><td>LEGNO</td></tr> </table>	PALO		CLS	CILINDRICO	x	FE	RASTREMATO		PVC	x CONICO		LEGNO	<table border="1"> <tr><td>x POZZ.</td><td>SCATOLA</td></tr> <tr><td>CLS</td><td>PVC</td></tr> <tr><td>x FE</td><td>FE</td></tr> <tr><td>PVC</td><td>INCASSO</td></tr> <tr><td></td><td>ESTERNA</td></tr> </table>	x POZZ.	SCATOLA	CLS	PVC	x FE	FE	PVC	INCASSO		ESTERNA	<table border="1"> <tr><td>H.</td><td>9 m</td></tr> <tr><td>L.</td><td></td></tr> <tr><td>AcZn</td><td></td></tr> <tr><td>x VERN.</td><td></td></tr> </table>	H.	9 m	L.		AcZn		x VERN.															
PALO		CLS																																													
CILINDRICO	x	FE																																													
RASTREMATO		PVC																																													
x CONICO		LEGNO																																													
x POZZ.	SCATOLA																																														
CLS	PVC																																														
x FE	FE																																														
PVC	INCASSO																																														
	ESTERNA																																														
H.	9 m																																														
L.																																															
AcZn																																															
x VERN.																																															
<b>IDENTIFICAZIONE</b>	<b>CARATT.ELETTRICHE</b>	<b>POSIZIONE</b>	<b>CONDIZIONI</b>																																												
<table border="1"> <tr><td colspan="2">COORD. GPS</td></tr> <tr><td>MARCA</td><td></td></tr> <tr><td>TIPO</td><td></td></tr> <tr><td>QUADRO</td><td></td></tr> </table> <p>Note: testapalo Situato interno proprietà privata</p>	COORD. GPS		MARCA		TIPO		QUADRO		<table border="1"> <tr><td>IP</td><td></td></tr> <tr><td>CLASSE</td><td>1</td></tr> <tr><td>CUT OFF</td><td></td></tr> <tr><td>SEMI CUT OFF</td><td>x</td></tr> <tr><td>LINEA</td><td></td></tr> <tr><td>SEZ.</td><td></td></tr> <tr><td>x PE</td><td></td></tr> </table>	IP		CLASSE	1	CUT OFF		SEMI CUT OFF	x	LINEA		SEZ.		x PE		<table border="1"> <tr><td>x SEDE STRADALE</td></tr> <tr><td>BANCHINA</td></tr> <tr><td>MARCIAPIEDE</td></tr> <tr><td>ALTRO</td></tr> </table> <p>Note:</p>	x SEDE STRADALE	BANCHINA	MARCIAPIEDE	ALTRO	<table border="1"> <tr><td colspan="2">SOSTEGNO</td></tr> <tr><td>☐</td><td>- ☐</td></tr> <tr><td></td><td>x</td></tr> <tr><td colspan="2">DIFFUSORE</td></tr> <tr><td>☐</td><td>- ☐</td></tr> <tr><td></td><td>x</td></tr> <tr><td colspan="2">GENERALE</td></tr> <tr><td>☐</td><td>- ☐</td></tr> <tr><td></td><td>x</td></tr> </table>	SOSTEGNO		☐	- ☐		x	DIFFUSORE		☐	- ☐		x	GENERALE		☐	- ☐		x
COORD. GPS																																															
MARCA																																															
TIPO																																															
QUADRO																																															
IP																																															
CLASSE	1																																														
CUT OFF																																															
SEMI CUT OFF	x																																														
LINEA																																															
SEZ.																																															
x PE																																															
x SEDE STRADALE																																															
BANCHINA																																															
MARCIAPIEDE																																															
ALTRO																																															
SOSTEGNO																																															
☐	- ☐																																														
	x																																														
DIFFUSORE																																															
☐	- ☐																																														
	x																																														
GENERALE																																															
☐	- ☐																																														
	x																																														
COD.	318	VIA <b>Strada delle Pianezze</b>																																													
	<b>CARATT.MECCANICHE</b>	<b>POSA</b>	<b>DIMENSIONI</b>																																												
	<table border="1"> <tr><td>PALO</td><td></td><td>CLS</td></tr> <tr><td>CILINDRICO</td><td>x</td><td>FE</td></tr> <tr><td>RASTREMATO</td><td></td><td>PVC</td></tr> <tr><td>x CONICO</td><td></td><td>LEGNO</td></tr> </table>	PALO		CLS	CILINDRICO	x	FE	RASTREMATO		PVC	x CONICO		LEGNO	<table border="1"> <tr><td>x POZZ.</td><td>SCATOLA</td></tr> <tr><td>CLS</td><td>PVC</td></tr> <tr><td>x FE</td><td>FE</td></tr> <tr><td>PVC</td><td>INCASSO</td></tr> <tr><td></td><td>ESTERNA</td></tr> </table>	x POZZ.	SCATOLA	CLS	PVC	x FE	FE	PVC	INCASSO		ESTERNA	<table border="1"> <tr><td>H.</td><td>9 m</td></tr> <tr><td>L.</td><td></td></tr> <tr><td>AcZn</td><td></td></tr> <tr><td>x VERN.</td><td></td></tr> </table>	H.	9 m	L.		AcZn		x VERN.															
PALO		CLS																																													
CILINDRICO	x	FE																																													
RASTREMATO		PVC																																													
x CONICO		LEGNO																																													
x POZZ.	SCATOLA																																														
CLS	PVC																																														
x FE	FE																																														
PVC	INCASSO																																														
	ESTERNA																																														
H.	9 m																																														
L.																																															
AcZn																																															
x VERN.																																															
<b>IDENTIFICAZIONE</b>	<b>CARATT.ELETTRICHE</b>	<b>POSIZIONE</b>	<b>CONDIZIONI</b>																																												
<table border="1"> <tr><td colspan="2">COORD. GPS</td></tr> <tr><td>MARCA</td><td></td></tr> <tr><td>TIPO</td><td></td></tr> <tr><td>QUADRO</td><td></td></tr> </table> <p>Note: testapalo Situato interno proprietà privata</p>	COORD. GPS		MARCA		TIPO		QUADRO		<table border="1"> <tr><td>IP</td><td></td></tr> <tr><td>CLASSE</td><td>1</td></tr> <tr><td>CUT OFF</td><td></td></tr> <tr><td>SEMI CUT OFF</td><td>x</td></tr> <tr><td>LINEA</td><td></td></tr> <tr><td>SEZ.</td><td></td></tr> <tr><td>x PE</td><td></td></tr> </table>	IP		CLASSE	1	CUT OFF		SEMI CUT OFF	x	LINEA		SEZ.		x PE		<table border="1"> <tr><td>x SEDE STRADALE</td></tr> <tr><td>BANCHINA</td></tr> <tr><td>MARCIAPIEDE</td></tr> <tr><td>ALTRO</td></tr> </table> <p>Note: Interferenza linea telefonica</p>	x SEDE STRADALE	BANCHINA	MARCIAPIEDE	ALTRO	<table border="1"> <tr><td colspan="2">SOSTEGNO</td></tr> <tr><td>☐</td><td>- ☐</td></tr> <tr><td></td><td>x</td></tr> <tr><td colspan="2">DIFFUSORE</td></tr> <tr><td>☐</td><td>- ☐</td></tr> <tr><td></td><td>x</td></tr> <tr><td colspan="2">GENERALE</td></tr> <tr><td>☐</td><td>- ☐</td></tr> <tr><td></td><td>x</td></tr> </table>	SOSTEGNO		☐	- ☐		x	DIFFUSORE		☐	- ☐		x	GENERALE		☐	- ☐		x
COORD. GPS																																															
MARCA																																															
TIPO																																															
QUADRO																																															
IP																																															
CLASSE	1																																														
CUT OFF																																															
SEMI CUT OFF	x																																														
LINEA																																															
SEZ.																																															
x PE																																															
x SEDE STRADALE																																															
BANCHINA																																															
MARCIAPIEDE																																															
ALTRO																																															
SOSTEGNO																																															
☐	- ☐																																														
	x																																														
DIFFUSORE																																															
☐	- ☐																																														
	x																																														
GENERALE																																															
☐	- ☐																																														
	x																																														




<b>00</b>	PIANO REGOLATORE DELL'ILLUMINAZIONE COMUNALE – PRIC – DEL COMUNE DI SCURELLE (TN)	<i>censimento</i>	
<b>SEZ</b>		Pag. 111 di 143	25_09_rel.doc

COD.	319	VIA <b>Strada delle Pianezze</b>	
	<b>CARATT.MECCANICHE</b>		<b>POSA</b>
	<input type="checkbox"/> PALO	<input type="checkbox"/> CLS	<input checked="" type="checkbox"/> POZZ.
	<input type="checkbox"/> CILINDRICO	<input checked="" type="checkbox"/> FE	<input type="checkbox"/> SCATOLA
	<input type="checkbox"/> RASTREMATO	<input type="checkbox"/> PVC	<input type="checkbox"/> CLS
	<input checked="" type="checkbox"/> CONICO	<input type="checkbox"/> LEGNO	<input checked="" type="checkbox"/> FE
			<input type="checkbox"/> PVC
			<input type="checkbox"/> INCASSO
			<input type="checkbox"/> ESTERNA
<b>IDENTIFICAZIONE</b>		<b>CONDIZIONI</b>	
COORD. GPS		SOSTEGNO	
MARCA		<input type="checkbox"/> - <input type="checkbox"/>	
TIPO		<input type="checkbox"/> x	
QUADRO		<b>DIFFUSORE</b>	
Note: testapalo Situato interno proprietà privata		<input type="checkbox"/> - <input type="checkbox"/>	
		<input type="checkbox"/> x	
		<b>GENERALE</b>	
		<input type="checkbox"/> - <input type="checkbox"/>	
		<input type="checkbox"/> x	
COD.	320	VIA <b>Strada delle Pianezze</b>	
	<b>CARATT.MECCANICHE</b>		<b>POSA</b>
	<input type="checkbox"/> PALO	<input type="checkbox"/> CLS	<input checked="" type="checkbox"/> POZZ.
	<input type="checkbox"/> CILINDRICO	<input checked="" type="checkbox"/> FE	<input type="checkbox"/> SCATOLA
	<input type="checkbox"/> RASTREMATO	<input type="checkbox"/> PVC	<input type="checkbox"/> CLS
	<input checked="" type="checkbox"/> CONICO	<input type="checkbox"/> LEGNO	<input checked="" type="checkbox"/> FE
			<input type="checkbox"/> PVC
			<input type="checkbox"/> INCASSO
			<input type="checkbox"/> ESTERNA
<b>IDENTIFICAZIONE</b>		<b>CONDIZIONI</b>	
COORD. GPS		SOSTEGNO	
MARCA		<input type="checkbox"/> - <input type="checkbox"/>	
TIPO		<input type="checkbox"/> x	
QUADRO		<b>DIFFUSORE</b>	
Note: testapalo Situato interno proprietà privata		<input type="checkbox"/> - <input type="checkbox"/>	
		<input type="checkbox"/> x	
		<b>GENERALE</b>	
		<input type="checkbox"/> - <input type="checkbox"/>	
		<input type="checkbox"/> x	
COD.	321	VIA <b>Strada delle Pianezze</b>	
	<b>CARATT.MECCANICHE</b>		<b>POSA</b>
	<input type="checkbox"/> PALO	<input type="checkbox"/> CLS	<input checked="" type="checkbox"/> POZZ.
	<input type="checkbox"/> CILINDRICO	<input checked="" type="checkbox"/> FE	<input type="checkbox"/> SCATOLA
	<input type="checkbox"/> RASTREMATO	<input type="checkbox"/> PVC	<input type="checkbox"/> CLS
	<input checked="" type="checkbox"/> CONICO	<input type="checkbox"/> LEGNO	<input checked="" type="checkbox"/> FE
			<input type="checkbox"/> PVC
			<input type="checkbox"/> INCASSO
			<input type="checkbox"/> ESTERNA
<b>IDENTIFICAZIONE</b>		<b>CONDIZIONI</b>	
COORD. GPS		SOSTEGNO	
MARCA		<input type="checkbox"/> - <input type="checkbox"/>	
TIPO		<input type="checkbox"/> x	
QUADRO		<b>DIFFUSORE</b>	
Note: testapalo Situato interno proprietà privata		<input type="checkbox"/> - <input type="checkbox"/>	
		<input type="checkbox"/> x	
		<b>GENERALE</b>	
		<input type="checkbox"/> - <input type="checkbox"/>	
		<input type="checkbox"/> x	

<b>00</b>	PIANO REGOLATORE DELL'ILLUMINAZIONE COMUNALE – PRIC – DEL COMUNE DI SCURELLE (TN)	<i>censimento</i>	
<b>SEZ</b>		Pag. 112 di 143	25_09_rel.doc

COD.	322	VIA <b>Strada delle Pianezze</b>																																																																	
	<b>CARATT.MECCANICHE</b>	<b>POSA</b>	<b>DIMENSIONI</b>																																																																
	<table border="1"> <tr><td><input type="checkbox"/></td><td>PALO</td><td></td><td>CLS</td></tr> <tr><td><input type="checkbox"/></td><td>CILINDRICO</td><td>x</td><td>FE</td></tr> <tr><td><input type="checkbox"/></td><td>RASTREMATO</td><td></td><td>PVC</td></tr> <tr><td>x</td><td>CONICO</td><td></td><td>LEGNO</td></tr> </table>	<input type="checkbox"/>	PALO		CLS	<input type="checkbox"/>	CILINDRICO	x	FE	<input type="checkbox"/>	RASTREMATO		PVC	x	CONICO		LEGNO	<table border="1"> <tr><td>x</td><td>POZZ.</td><td>SCATOLA</td></tr> <tr><td></td><td>CLS</td><td>PVC</td></tr> <tr><td>x</td><td>FE</td><td>FE</td></tr> <tr><td></td><td>PVC</td><td>INCASSO</td></tr> <tr><td></td><td></td><td>ESTERNA</td></tr> </table>	x	POZZ.	SCATOLA		CLS	PVC	x	FE	FE		PVC	INCASSO			ESTERNA	<table border="1"> <tr><td></td><td>H.</td><td>9 m</td></tr> <tr><td></td><td>L.</td><td></td></tr> <tr><td></td><td>AcZn</td><td></td></tr> <tr><td>x</td><td>VERN.</td><td></td></tr> </table>		H.	9 m		L.			AcZn		x	VERN.																						
<input type="checkbox"/>	PALO		CLS																																																																
<input type="checkbox"/>	CILINDRICO	x	FE																																																																
<input type="checkbox"/>	RASTREMATO		PVC																																																																
x	CONICO		LEGNO																																																																
x	POZZ.	SCATOLA																																																																	
	CLS	PVC																																																																	
x	FE	FE																																																																	
	PVC	INCASSO																																																																	
		ESTERNA																																																																	
	H.	9 m																																																																	
	L.																																																																		
	AcZn																																																																		
x	VERN.																																																																		
<b>IDENTIFICAZIONE</b>	<b>CARATT.ELETTRICHE</b>	<b>POSIZIONE</b>	<b>CONDIZIONI</b>																																																																
<table border="1"> <tr><td colspan="2">COORD. GPS</td></tr> <tr><td>MARCA</td><td></td></tr> <tr><td>TIPO</td><td></td></tr> <tr><td>QUADRO</td><td></td></tr> </table> <p>Note: testapalo</p>	COORD. GPS		MARCA		TIPO		QUADRO		<table border="1"> <tr><td><input type="checkbox"/></td><td>IP</td><td></td></tr> <tr><td></td><td>CLASSE</td><td>1</td></tr> <tr><td></td><td>CUT OFF</td><td></td></tr> <tr><td></td><td>SEMI CUT OFF</td><td>x</td></tr> <tr><td></td><td>LINEA</td><td></td></tr> <tr><td></td><td>SEZ.</td><td></td></tr> <tr><td>x</td><td>PE</td><td></td></tr> </table>	<input type="checkbox"/>	IP			CLASSE	1		CUT OFF			SEMI CUT OFF	x		LINEA			SEZ.		x	PE		<table border="1"> <tr><td>x</td><td>SEDE STRADALE</td></tr> <tr><td></td><td>BANCHINA</td></tr> <tr><td></td><td>MARCIAPIEDE</td></tr> <tr><td></td><td>ALTRO</td></tr> </table> <p>Note:</p>	x	SEDE STRADALE		BANCHINA		MARCIAPIEDE		ALTRO	<table border="1"> <tr><td colspan="3">SOSTEGNO</td></tr> <tr><td>?</td><td>-</td><td>↺</td></tr> <tr><td></td><td></td><td>x</td></tr> <tr><td colspan="3">DIFFUSORE</td></tr> <tr><td>?</td><td>-</td><td>↺</td></tr> <tr><td></td><td></td><td>x</td></tr> <tr><td colspan="3">GENERALE</td></tr> <tr><td>?</td><td>-</td><td>↺</td></tr> <tr><td></td><td></td><td>x</td></tr> </table>	SOSTEGNO			?	-	↺			x	DIFFUSORE			?	-	↺			x	GENERALE			?	-	↺			x
COORD. GPS																																																																			
MARCA																																																																			
TIPO																																																																			
QUADRO																																																																			
<input type="checkbox"/>	IP																																																																		
	CLASSE	1																																																																	
	CUT OFF																																																																		
	SEMI CUT OFF	x																																																																	
	LINEA																																																																		
	SEZ.																																																																		
x	PE																																																																		
x	SEDE STRADALE																																																																		
	BANCHINA																																																																		
	MARCIAPIEDE																																																																		
	ALTRO																																																																		
SOSTEGNO																																																																			
?	-	↺																																																																	
		x																																																																	
DIFFUSORE																																																																			
?	-	↺																																																																	
		x																																																																	
GENERALE																																																																			
?	-	↺																																																																	
		x																																																																	
COD.	323	VIA <b>Strada delle Pianezze</b>																																																																	
	<b>CARATT.MECCANICHE</b>	<b>POSA</b>	<b>DIMENSIONI</b>																																																																
	<table border="1"> <tr><td><input type="checkbox"/></td><td>PALO</td><td></td><td>CLS</td></tr> <tr><td><input type="checkbox"/></td><td>CILINDRICO</td><td>x</td><td>FE</td></tr> <tr><td><input type="checkbox"/></td><td>RASTREMATO</td><td></td><td>PVC</td></tr> <tr><td>x</td><td>CONICO</td><td></td><td>LEGNO</td></tr> </table>	<input type="checkbox"/>	PALO		CLS	<input type="checkbox"/>	CILINDRICO	x	FE	<input type="checkbox"/>	RASTREMATO		PVC	x	CONICO		LEGNO	<table border="1"> <tr><td>x</td><td>POZZ.</td><td>SCATOLA</td></tr> <tr><td></td><td>CLS</td><td>PVC</td></tr> <tr><td>x</td><td>FE</td><td>FE</td></tr> <tr><td></td><td>PVC</td><td>INCASSO</td></tr> <tr><td></td><td></td><td>ESTERNA</td></tr> </table>	x	POZZ.	SCATOLA		CLS	PVC	x	FE	FE		PVC	INCASSO			ESTERNA	<table border="1"> <tr><td></td><td>H.</td><td>9 m</td></tr> <tr><td></td><td>L.</td><td></td></tr> <tr><td></td><td>AcZn</td><td></td></tr> <tr><td>x</td><td>VERN.</td><td></td></tr> </table>		H.	9 m		L.			AcZn		x	VERN.																						
<input type="checkbox"/>	PALO		CLS																																																																
<input type="checkbox"/>	CILINDRICO	x	FE																																																																
<input type="checkbox"/>	RASTREMATO		PVC																																																																
x	CONICO		LEGNO																																																																
x	POZZ.	SCATOLA																																																																	
	CLS	PVC																																																																	
x	FE	FE																																																																	
	PVC	INCASSO																																																																	
		ESTERNA																																																																	
	H.	9 m																																																																	
	L.																																																																		
	AcZn																																																																		
x	VERN.																																																																		
<b>IDENTIFICAZIONE</b>	<b>CARATT.ELETTRICHE</b>	<b>POSIZIONE</b>	<b>CONDIZIONI</b>																																																																
<table border="1"> <tr><td colspan="2">COORD. GPS</td></tr> <tr><td>MARCA</td><td></td></tr> <tr><td>TIPO</td><td></td></tr> <tr><td>QUADRO</td><td></td></tr> </table> <p>Note: testapalo</p>	COORD. GPS		MARCA		TIPO		QUADRO		<table border="1"> <tr><td><input type="checkbox"/></td><td>IP</td><td></td></tr> <tr><td></td><td>CLASSE</td><td>1</td></tr> <tr><td></td><td>CUT OFF</td><td></td></tr> <tr><td></td><td>SEMI CUT OFF</td><td>x</td></tr> <tr><td></td><td>LINEA</td><td></td></tr> <tr><td></td><td>SEZ.</td><td></td></tr> <tr><td>x</td><td>PE</td><td></td></tr> </table>	<input type="checkbox"/>	IP			CLASSE	1		CUT OFF			SEMI CUT OFF	x		LINEA			SEZ.		x	PE		<table border="1"> <tr><td>x</td><td>SEDE STRADALE</td></tr> <tr><td></td><td>BANCHINA</td></tr> <tr><td></td><td>MARCIAPIEDE</td></tr> <tr><td></td><td>ALTRO</td></tr> </table> <p>Note:</p>	x	SEDE STRADALE		BANCHINA		MARCIAPIEDE		ALTRO	<table border="1"> <tr><td colspan="3">SOSTEGNO</td></tr> <tr><td>?</td><td>-</td><td>↺</td></tr> <tr><td></td><td></td><td>x</td></tr> <tr><td colspan="3">DIFFUSORE</td></tr> <tr><td>?</td><td>-</td><td>↺</td></tr> <tr><td></td><td></td><td>x</td></tr> <tr><td colspan="3">GENERALE</td></tr> <tr><td>?</td><td>-</td><td>↺</td></tr> <tr><td></td><td></td><td>x</td></tr> </table>	SOSTEGNO			?	-	↺			x	DIFFUSORE			?	-	↺			x	GENERALE			?	-	↺			x
COORD. GPS																																																																			
MARCA																																																																			
TIPO																																																																			
QUADRO																																																																			
<input type="checkbox"/>	IP																																																																		
	CLASSE	1																																																																	
	CUT OFF																																																																		
	SEMI CUT OFF	x																																																																	
	LINEA																																																																		
	SEZ.																																																																		
x	PE																																																																		
x	SEDE STRADALE																																																																		
	BANCHINA																																																																		
	MARCIAPIEDE																																																																		
	ALTRO																																																																		
SOSTEGNO																																																																			
?	-	↺																																																																	
		x																																																																	
DIFFUSORE																																																																			
?	-	↺																																																																	
		x																																																																	
GENERALE																																																																			
?	-	↺																																																																	
		x																																																																	
COD.	324	VIA <b>Strada delle Pianezze</b>																																																																	
	<b>CARATT.MECCANICHE</b>	<b>POSA</b>	<b>DIMENSIONI</b>																																																																
	<table border="1"> <tr><td><input type="checkbox"/></td><td>PALO INC.</td><td></td><td>CLS</td></tr> <tr><td><input type="checkbox"/></td><td>CILINDRICO</td><td>x</td><td>FE</td></tr> <tr><td><input type="checkbox"/></td><td>RASTREMATO</td><td></td><td>PVC</td></tr> <tr><td>x</td><td>CONICO</td><td></td><td>LEGNO</td></tr> </table>	<input type="checkbox"/>	PALO INC.		CLS	<input type="checkbox"/>	CILINDRICO	x	FE	<input type="checkbox"/>	RASTREMATO		PVC	x	CONICO		LEGNO	<table border="1"> <tr><td>x</td><td>POZZ.</td><td>SCATOLA</td></tr> <tr><td></td><td>CLS</td><td>PVC</td></tr> <tr><td>x</td><td>FE</td><td>FE</td></tr> <tr><td></td><td>PVC</td><td>INCASSO</td></tr> <tr><td></td><td></td><td>ESTERNA</td></tr> </table>	x	POZZ.	SCATOLA		CLS	PVC	x	FE	FE		PVC	INCASSO			ESTERNA	<table border="1"> <tr><td></td><td>H.</td><td>9 m</td></tr> <tr><td></td><td>L.</td><td></td></tr> <tr><td></td><td>AcZn</td><td></td></tr> <tr><td>x</td><td>VERN.</td><td></td></tr> </table>		H.	9 m		L.			AcZn		x	VERN.																						
<input type="checkbox"/>	PALO INC.		CLS																																																																
<input type="checkbox"/>	CILINDRICO	x	FE																																																																
<input type="checkbox"/>	RASTREMATO		PVC																																																																
x	CONICO		LEGNO																																																																
x	POZZ.	SCATOLA																																																																	
	CLS	PVC																																																																	
x	FE	FE																																																																	
	PVC	INCASSO																																																																	
		ESTERNA																																																																	
	H.	9 m																																																																	
	L.																																																																		
	AcZn																																																																		
x	VERN.																																																																		
<b>IDENTIFICAZIONE</b>	<b>CARATT.ELETTRICHE</b>	<b>POSIZIONE</b>	<b>CONDIZIONI</b>																																																																
<table border="1"> <tr><td colspan="2">COORD. GPS</td></tr> <tr><td>MARCA</td><td></td></tr> <tr><td>TIPO</td><td></td></tr> <tr><td>QUADRO</td><td></td></tr> </table> <p>Note: testapalo</p>	COORD. GPS		MARCA		TIPO		QUADRO		<table border="1"> <tr><td><input type="checkbox"/></td><td>IP</td><td></td></tr> <tr><td></td><td>CLASSE</td><td>1</td></tr> <tr><td></td><td>CUT OFF</td><td></td></tr> <tr><td></td><td>SEMI CUT OFF</td><td>x</td></tr> <tr><td></td><td>LINEA</td><td></td></tr> <tr><td></td><td>SEZ.</td><td></td></tr> <tr><td>x</td><td>PE</td><td></td></tr> </table>	<input type="checkbox"/>	IP			CLASSE	1		CUT OFF			SEMI CUT OFF	x		LINEA			SEZ.		x	PE		<table border="1"> <tr><td>x</td><td>SEDE STRADALE</td></tr> <tr><td></td><td>BANCHINA</td></tr> <tr><td></td><td>MARCIAPIEDE</td></tr> <tr><td></td><td>ALTRO</td></tr> </table> <p>Note:</p>	x	SEDE STRADALE		BANCHINA		MARCIAPIEDE		ALTRO	<table border="1"> <tr><td colspan="3">SOSTEGNO</td></tr> <tr><td>?</td><td>-</td><td>↺</td></tr> <tr><td></td><td></td><td>x</td></tr> <tr><td colspan="3">DIFFUSORE</td></tr> <tr><td>?</td><td>-</td><td>↺</td></tr> <tr><td></td><td></td><td>x</td></tr> <tr><td colspan="3">GENERALE</td></tr> <tr><td>?</td><td>-</td><td>↺</td></tr> <tr><td></td><td></td><td>x</td></tr> </table>	SOSTEGNO			?	-	↺			x	DIFFUSORE			?	-	↺			x	GENERALE			?	-	↺			x
COORD. GPS																																																																			
MARCA																																																																			
TIPO																																																																			
QUADRO																																																																			
<input type="checkbox"/>	IP																																																																		
	CLASSE	1																																																																	
	CUT OFF																																																																		
	SEMI CUT OFF	x																																																																	
	LINEA																																																																		
	SEZ.																																																																		
x	PE																																																																		
x	SEDE STRADALE																																																																		
	BANCHINA																																																																		
	MARCIAPIEDE																																																																		
	ALTRO																																																																		
SOSTEGNO																																																																			
?	-	↺																																																																	
		x																																																																	
DIFFUSORE																																																																			
?	-	↺																																																																	
		x																																																																	
GENERALE																																																																			
?	-	↺																																																																	
		x																																																																	

<b>00</b>	PIANO REGOLATORE DELL'ILLUMINAZIONE COMUNALE – PRIC – DEL COMUNE DI SCURELLE (TN)	<i>censimento</i>	
<b>SEZ</b>		Pag. 113 di 143	25_09_rel.doc

COD.	325	VIA <b>Strada delle Pianezze</b>																																													
	<b>CARATT.MECCANICHE</b>	<b>POSA</b>	<b>DIMENSIONI</b>																																												
	<table border="1"> <tr><td>PALO INC.</td><td></td><td>CLS</td></tr> <tr><td>CILINDRICO</td><td>x</td><td>FE</td></tr> <tr><td>RASTREMATO</td><td></td><td>PVC</td></tr> <tr><td>x CONICO</td><td></td><td>LEGNO</td></tr> </table>	PALO INC.		CLS	CILINDRICO	x	FE	RASTREMATO		PVC	x CONICO		LEGNO	<table border="1"> <tr><td>x POZZ.</td><td>SCATOLA</td></tr> <tr><td>CLS</td><td>PVC</td></tr> <tr><td>x FE</td><td>FE</td></tr> <tr><td>PVC</td><td>INCASSO</td></tr> <tr><td></td><td>ESTERNA</td></tr> </table>	x POZZ.	SCATOLA	CLS	PVC	x FE	FE	PVC	INCASSO		ESTERNA	<table border="1"> <tr><td>H.</td><td>9 m</td></tr> <tr><td>L.</td><td></td></tr> <tr><td>AcZn</td><td></td></tr> <tr><td>x VERN.</td><td></td></tr> </table>	H.	9 m	L.		AcZn		x VERN.															
PALO INC.		CLS																																													
CILINDRICO	x	FE																																													
RASTREMATO		PVC																																													
x CONICO		LEGNO																																													
x POZZ.	SCATOLA																																														
CLS	PVC																																														
x FE	FE																																														
PVC	INCASSO																																														
	ESTERNA																																														
H.	9 m																																														
L.																																															
AcZn																																															
x VERN.																																															
<b>IDENTIFICAZIONE</b>	<b>CARATT.ELETTRICHE</b>	<b>POSIZIONE</b>	<b>CONDIZIONI</b>																																												
<table border="1"> <tr><td colspan="2">COORD. GPS</td></tr> <tr><td>MARCA</td><td></td></tr> <tr><td>TIPO</td><td></td></tr> <tr><td>QUADRO</td><td></td></tr> </table> <p>Note: testapalo situato interno proprietà privata</p>	COORD. GPS		MARCA		TIPO		QUADRO		<table border="1"> <tr><td>IP</td><td></td></tr> <tr><td>CLASSE</td><td>1</td></tr> <tr><td>CUT OFF</td><td></td></tr> <tr><td>SEMI CUT OFF</td><td>x</td></tr> <tr><td>LINEA</td><td></td></tr> <tr><td>SEZ.</td><td></td></tr> <tr><td>x PE</td><td></td></tr> </table>	IP		CLASSE	1	CUT OFF		SEMI CUT OFF	x	LINEA		SEZ.		x PE		<table border="1"> <tr><td>x SEDE STRADALE</td></tr> <tr><td>BANCHINA</td></tr> <tr><td>MARCIAPIEDE</td></tr> <tr><td>ALTRO</td></tr> </table> <p>Note:</p>	x SEDE STRADALE	BANCHINA	MARCIAPIEDE	ALTRO	<table border="1"> <tr><td colspan="2">SOSTEGNO</td></tr> <tr><td>☐</td><td>- ☐</td></tr> <tr><td></td><td>x</td></tr> <tr><td colspan="2">DIFFUSORE</td></tr> <tr><td>☐</td><td>- ☐</td></tr> <tr><td></td><td>x</td></tr> <tr><td colspan="2">GENERALE</td></tr> <tr><td>☐</td><td>- ☐</td></tr> <tr><td></td><td>x</td></tr> </table>	SOSTEGNO		☐	- ☐		x	DIFFUSORE		☐	- ☐		x	GENERALE		☐	- ☐		x
COORD. GPS																																															
MARCA																																															
TIPO																																															
QUADRO																																															
IP																																															
CLASSE	1																																														
CUT OFF																																															
SEMI CUT OFF	x																																														
LINEA																																															
SEZ.																																															
x PE																																															
x SEDE STRADALE																																															
BANCHINA																																															
MARCIAPIEDE																																															
ALTRO																																															
SOSTEGNO																																															
☐	- ☐																																														
	x																																														
DIFFUSORE																																															
☐	- ☐																																														
	x																																														
GENERALE																																															
☐	- ☐																																														
	x																																														
COD.	326	VIA <b>Strada delle Pianezze</b>																																													
	<b>CARATT.MECCANICHE</b>	<b>POSA</b>	<b>DIMENSIONI</b>																																												
	<table border="1"> <tr><td>PALO INC.</td><td></td><td>CLS</td></tr> <tr><td>CILINDRICO</td><td>x</td><td>FE</td></tr> <tr><td>RASTREMATO</td><td></td><td>PVC</td></tr> <tr><td>x CONICO</td><td></td><td>LEGNO</td></tr> </table>	PALO INC.		CLS	CILINDRICO	x	FE	RASTREMATO		PVC	x CONICO		LEGNO	<table border="1"> <tr><td>x POZZ.</td><td>SCATOLA</td></tr> <tr><td>CLS</td><td>PVC</td></tr> <tr><td>x FE</td><td>FE</td></tr> <tr><td>PVC</td><td>INCASSO</td></tr> <tr><td></td><td>ESTERNA</td></tr> </table>	x POZZ.	SCATOLA	CLS	PVC	x FE	FE	PVC	INCASSO		ESTERNA	<table border="1"> <tr><td>H.</td><td>9 m</td></tr> <tr><td>L.</td><td></td></tr> <tr><td>AcZn</td><td></td></tr> <tr><td>x VERN.</td><td></td></tr> </table>	H.	9 m	L.		AcZn		x VERN.															
PALO INC.		CLS																																													
CILINDRICO	x	FE																																													
RASTREMATO		PVC																																													
x CONICO		LEGNO																																													
x POZZ.	SCATOLA																																														
CLS	PVC																																														
x FE	FE																																														
PVC	INCASSO																																														
	ESTERNA																																														
H.	9 m																																														
L.																																															
AcZn																																															
x VERN.																																															
<b>IDENTIFICAZIONE</b>	<b>CARATT.ELETTRICHE</b>	<b>POSIZIONE</b>	<b>CONDIZIONI</b>																																												
<table border="1"> <tr><td colspan="2">COORD. GPS</td></tr> <tr><td>MARCA</td><td></td></tr> <tr><td>TIPO</td><td></td></tr> <tr><td>QUADRO</td><td></td></tr> </table> <p>Note:</p>	COORD. GPS		MARCA		TIPO		QUADRO		<table border="1"> <tr><td>IP</td><td></td></tr> <tr><td>CLASSE</td><td>1</td></tr> <tr><td>CUT OFF</td><td></td></tr> <tr><td>SEMI CUT OFF</td><td>x</td></tr> <tr><td>LINEA</td><td></td></tr> <tr><td>SEZ.</td><td></td></tr> <tr><td>x PE</td><td></td></tr> </table>	IP		CLASSE	1	CUT OFF		SEMI CUT OFF	x	LINEA		SEZ.		x PE		<table border="1"> <tr><td>x SEDE STRADALE</td></tr> <tr><td>BANCHINA</td></tr> <tr><td>MARCIAPIEDE</td></tr> <tr><td>ALTRO</td></tr> </table> <p>Note: manca coperchio morsettiera</p>	x SEDE STRADALE	BANCHINA	MARCIAPIEDE	ALTRO	<table border="1"> <tr><td colspan="2">SOSTEGNO</td></tr> <tr><td>☐</td><td>- ☐</td></tr> <tr><td></td><td>x</td></tr> <tr><td colspan="2">DIFFUSORE</td></tr> <tr><td>☐</td><td>- ☐</td></tr> <tr><td></td><td>x</td></tr> <tr><td colspan="2">GENERALE</td></tr> <tr><td>☐</td><td>- ☐</td></tr> <tr><td></td><td>x</td></tr> </table>	SOSTEGNO		☐	- ☐		x	DIFFUSORE		☐	- ☐		x	GENERALE		☐	- ☐		x
COORD. GPS																																															
MARCA																																															
TIPO																																															
QUADRO																																															
IP																																															
CLASSE	1																																														
CUT OFF																																															
SEMI CUT OFF	x																																														
LINEA																																															
SEZ.																																															
x PE																																															
x SEDE STRADALE																																															
BANCHINA																																															
MARCIAPIEDE																																															
ALTRO																																															
SOSTEGNO																																															
☐	- ☐																																														
	x																																														
DIFFUSORE																																															
☐	- ☐																																														
	x																																														
GENERALE																																															
☐	- ☐																																														
	x																																														
COD.	327	VIA <b>Strada delle Pianezze</b>																																													
	<b>CARATT.MECCANICHE</b>	<b>POSA</b>	<b>DIMENSIONI</b>																																												
	<table border="1"> <tr><td>PALO INC.</td><td></td><td>CLS</td></tr> <tr><td>CILINDRICO</td><td>x</td><td>FE</td></tr> <tr><td>RASTREMATO</td><td></td><td>PVC</td></tr> <tr><td>x CONICO</td><td></td><td>LEGNO</td></tr> </table>	PALO INC.		CLS	CILINDRICO	x	FE	RASTREMATO		PVC	x CONICO		LEGNO	<table border="1"> <tr><td>x POZZ.</td><td>SCATOLA</td></tr> <tr><td>CLS</td><td>PVC</td></tr> <tr><td>x FE</td><td>FE</td></tr> <tr><td>PVC</td><td>INCASSO</td></tr> <tr><td></td><td>ESTERNA</td></tr> </table>	x POZZ.	SCATOLA	CLS	PVC	x FE	FE	PVC	INCASSO		ESTERNA	<table border="1"> <tr><td>H.</td><td>9 m</td></tr> <tr><td>L.</td><td></td></tr> <tr><td>AcZn</td><td></td></tr> <tr><td>x VERN.</td><td></td></tr> </table>	H.	9 m	L.		AcZn		x VERN.															
PALO INC.		CLS																																													
CILINDRICO	x	FE																																													
RASTREMATO		PVC																																													
x CONICO		LEGNO																																													
x POZZ.	SCATOLA																																														
CLS	PVC																																														
x FE	FE																																														
PVC	INCASSO																																														
	ESTERNA																																														
H.	9 m																																														
L.																																															
AcZn																																															
x VERN.																																															
<b>IDENTIFICAZIONE</b>	<b>CARATT.ELETTRICHE</b>	<b>POSIZIONE</b>	<b>CONDIZIONI</b>																																												
<table border="1"> <tr><td colspan="2">COORD. GPS</td></tr> <tr><td>MARCA</td><td></td></tr> <tr><td>TIPO</td><td></td></tr> <tr><td>QUADRO</td><td></td></tr> </table> <p>Note:</p>	COORD. GPS		MARCA		TIPO		QUADRO		<table border="1"> <tr><td>IP</td><td></td></tr> <tr><td>CLASSE</td><td>1</td></tr> <tr><td>CUT OFF</td><td></td></tr> <tr><td>SEMI CUT OFF</td><td>x</td></tr> <tr><td>LINEA</td><td></td></tr> <tr><td>SEZ.</td><td></td></tr> <tr><td>x PE</td><td></td></tr> </table>	IP		CLASSE	1	CUT OFF		SEMI CUT OFF	x	LINEA		SEZ.		x PE		<table border="1"> <tr><td>x SEDE STRADALE</td></tr> <tr><td>BANCHINA</td></tr> <tr><td>MARCIAPIEDE</td></tr> <tr><td>ALTRO</td></tr> </table> <p>Note: manca diffusore</p>	x SEDE STRADALE	BANCHINA	MARCIAPIEDE	ALTRO	<table border="1"> <tr><td colspan="2">SOSTEGNO</td></tr> <tr><td>☐</td><td>- ☐</td></tr> <tr><td></td><td>x</td></tr> <tr><td colspan="2">DIFFUSORE</td></tr> <tr><td>☐</td><td>- ☐</td></tr> <tr><td>x</td><td></td></tr> <tr><td colspan="2">GENERALE</td></tr> <tr><td>☐</td><td>- ☐</td></tr> <tr><td></td><td>x</td></tr> </table>	SOSTEGNO		☐	- ☐		x	DIFFUSORE		☐	- ☐	x		GENERALE		☐	- ☐		x
COORD. GPS																																															
MARCA																																															
TIPO																																															
QUADRO																																															
IP																																															
CLASSE	1																																														
CUT OFF																																															
SEMI CUT OFF	x																																														
LINEA																																															
SEZ.																																															
x PE																																															
x SEDE STRADALE																																															
BANCHINA																																															
MARCIAPIEDE																																															
ALTRO																																															
SOSTEGNO																																															
☐	- ☐																																														
	x																																														
DIFFUSORE																																															
☐	- ☐																																														
x																																															
GENERALE																																															
☐	- ☐																																														
	x																																														

<b>00</b>	PIANO REGOLATORE DELL'ILLUMINAZIONE COMUNALE – PRIC – DEL COMUNE DI SCURELLE (TN)	<i>censimento</i>	
<b>SEZ</b>		Pag. 114 di 143	25_09_rel.doc

COD.	328	VIA <b>Strada delle Pianezze</b>																															
	<b>CARATT.MECCANICHE</b>		<b>POSA</b>																														
	<table border="1"> <tr><td><input type="checkbox"/></td><td>PALO INC.</td><td></td><td>CLS</td></tr> <tr><td><input type="checkbox"/></td><td>CILINDRICO</td><td>x</td><td>FE</td></tr> <tr><td><input type="checkbox"/></td><td>RASTREMATO</td><td></td><td>PVC</td></tr> <tr><td>x</td><td>CONICO</td><td></td><td>LEGNO</td></tr> </table>	<input type="checkbox"/>	PALO INC.		CLS	<input type="checkbox"/>	CILINDRICO	x	FE	<input type="checkbox"/>	RASTREMATO		PVC	x	CONICO		LEGNO	<table border="1"> <tr><td>x</td><td>POZZ.</td><td>SCATOLA</td></tr> <tr><td></td><td>CLS</td><td>PVC</td></tr> <tr><td>x</td><td>FE</td><td>FE</td></tr> <tr><td></td><td>PVC</td><td>INCASSO</td></tr> <tr><td></td><td></td><td>ESTERNA</td></tr> </table>	x	POZZ.	SCATOLA		CLS	PVC	x	FE	FE		PVC	INCASSO			ESTERNA
<input type="checkbox"/>	PALO INC.		CLS																														
<input type="checkbox"/>	CILINDRICO	x	FE																														
<input type="checkbox"/>	RASTREMATO		PVC																														
x	CONICO		LEGNO																														
x	POZZ.	SCATOLA																															
	CLS	PVC																															
x	FE	FE																															
	PVC	INCASSO																															
		ESTERNA																															
<b>IDENTIFICAZIONE</b>																																	
COORD. GPS		<b>CARATT.ELETTRICHE</b>																															
MARCA		IP																															
TIPO		CLASSE	1																														
QUADRO		CUT OFF																															
Note:		SEMI CUT OFF	x																														
		LINEA																															
		SEZ.																															
		x PE																															
		<b>POSIZIONE</b>																															
		x SEDE STRADALE																															
		BANCHINA																															
		MARCIAPIEDE																															
		ALTRO																															
		Note:																															
		<b>CONDIZIONI</b>																															
		SOSTEGNO																															
		☐ - ☐																															
			x																														
		DIFFUSORE																															
		☐ - ☐																															
			x																														
		GENERALE																															
		☐ - ☐																															
			x																														




  

COD.	329	VIA <b>Strada delle Pianezze</b>																															
	<b>CARATT.MECCANICHE</b>		<b>POSA</b>																														
	<table border="1"> <tr><td><input type="checkbox"/></td><td>PALO INC.</td><td></td><td>CLS</td></tr> <tr><td><input type="checkbox"/></td><td>CILINDRICO</td><td>x</td><td>FE</td></tr> <tr><td><input type="checkbox"/></td><td>RASTREMATO</td><td></td><td>PVC</td></tr> <tr><td>x</td><td>CONICO</td><td></td><td>LEGNO</td></tr> </table>	<input type="checkbox"/>	PALO INC.		CLS	<input type="checkbox"/>	CILINDRICO	x	FE	<input type="checkbox"/>	RASTREMATO		PVC	x	CONICO		LEGNO	<table border="1"> <tr><td>x</td><td>POZZ.</td><td>SCATOLA</td></tr> <tr><td></td><td>CLS</td><td>PVC</td></tr> <tr><td>x</td><td>FE</td><td>FE</td></tr> <tr><td></td><td>PVC</td><td>INCASSO</td></tr> <tr><td></td><td></td><td>ESTERNA</td></tr> </table>	x	POZZ.	SCATOLA		CLS	PVC	x	FE	FE		PVC	INCASSO			ESTERNA
<input type="checkbox"/>	PALO INC.		CLS																														
<input type="checkbox"/>	CILINDRICO	x	FE																														
<input type="checkbox"/>	RASTREMATO		PVC																														
x	CONICO		LEGNO																														
x	POZZ.	SCATOLA																															
	CLS	PVC																															
x	FE	FE																															
	PVC	INCASSO																															
		ESTERNA																															
<b>IDENTIFICAZIONE</b>																																	
COORD. GPS		<b>CARATT.ELETTRICHE</b>																															
MARCA		IP																															
TIPO		CLASSE	1																														
QUADRO		CUT OFF																															
Note:		SEMI CUT OFF	x																														
		LINEA																															
		SEZ.																															
		x PE																															
		<b>POSIZIONE</b>																															
		x SEDE STRADALE																															
		BANCHINA																															
		MARCIAPIEDE																															
		ALTRO																															
		Note:	interferenza con linea telefonica																														
		<b>CONDIZIONI</b>																															
		SOSTEGNO																															
		☐ - ☐																															
			x																														
		DIFFUSORE																															
		☐ - ☐																															
			x																														
		GENERALE																															
		☐ - ☐																															
			x																														

COD.	330	VIA <b>Strada delle Pianezze</b>																															
	<b>CARATT.MECCANICHE</b>		<b>POSA</b>																														
	<table border="1"> <tr><td><input type="checkbox"/></td><td>PALO INC.</td><td></td><td>CLS</td></tr> <tr><td><input type="checkbox"/></td><td>CILINDRICO</td><td>x</td><td>FE</td></tr> <tr><td><input type="checkbox"/></td><td>RASTREMATO</td><td></td><td>PVC</td></tr> <tr><td>x</td><td>CONICO</td><td></td><td>LEGNO</td></tr> </table>	<input type="checkbox"/>	PALO INC.		CLS	<input type="checkbox"/>	CILINDRICO	x	FE	<input type="checkbox"/>	RASTREMATO		PVC	x	CONICO		LEGNO	<table border="1"> <tr><td>x</td><td>POZZ.</td><td>SCATOLA</td></tr> <tr><td></td><td>CLS</td><td>PVC</td></tr> <tr><td>x</td><td>FE</td><td>FE</td></tr> <tr><td></td><td>PVC</td><td>INCASSO</td></tr> <tr><td></td><td></td><td>ESTERNA</td></tr> </table>	x	POZZ.	SCATOLA		CLS	PVC	x	FE	FE		PVC	INCASSO			ESTERNA
<input type="checkbox"/>	PALO INC.		CLS																														
<input type="checkbox"/>	CILINDRICO	x	FE																														
<input type="checkbox"/>	RASTREMATO		PVC																														
x	CONICO		LEGNO																														
x	POZZ.	SCATOLA																															
	CLS	PVC																															
x	FE	FE																															
	PVC	INCASSO																															
		ESTERNA																															
<b>IDENTIFICAZIONE</b>																																	
COORD. GPS		<b>CARATT.ELETTRICHE</b>																															
MARCA		IP																															
TIPO		CLASSE	1																														
QUADRO		CUT OFF																															
Note:		SEMI CUT OFF	x																														
		LINEA																															
		SEZ.																															
		x PE																															
		<b>POSIZIONE</b>																															
		x SEDE STRADALE																															
		BANCHINA																															
		MARCIAPIEDE																															
		ALTRO																															
		Note:																															
		<b>CONDIZIONI</b>																															
		SOSTEGNO																															
		☐ - ☐																															
			x																														
		DIFFUSORE																															
		☐ - ☐																															
			x																														
		GENERALE																															
		☐ - ☐																															
			x																														

<b>00</b>	PIANO REGOLATORE DELL'ILLUMINAZIONE COMUNALE – PRIC – DEL COMUNE DI SCURELLE (TN)	<i>censimento</i>	
		Pag. 115 di 143	25_09_rel.doc

COD.	331	VIA <b>Strada delle Pianezze</b>																																			
	<b>CARATT.MECCANICHE</b>		<b>POSA</b>																																		
	<table border="1"> <tr><td><input type="checkbox"/></td><td>PALO INC.</td><td><input type="checkbox"/></td><td>CLS</td></tr> <tr><td><input type="checkbox"/></td><td>CILINDRICO</td><td><input checked="" type="checkbox"/></td><td>FE</td></tr> <tr><td><input checked="" type="checkbox"/></td><td>RASTREMATO</td><td><input type="checkbox"/></td><td>PVC</td></tr> <tr><td><input type="checkbox"/></td><td>CONICO</td><td><input type="checkbox"/></td><td>LEGNO</td></tr> </table>	<input type="checkbox"/>	PALO INC.	<input type="checkbox"/>	CLS	<input type="checkbox"/>	CILINDRICO	<input checked="" type="checkbox"/>	FE	<input checked="" type="checkbox"/>	RASTREMATO	<input type="checkbox"/>	PVC	<input type="checkbox"/>	CONICO	<input type="checkbox"/>	LEGNO	<table border="1"> <tr><td><input checked="" type="checkbox"/></td><td>POZZ.</td><td><input type="checkbox"/></td><td>SCATOLA</td></tr> <tr><td><input type="checkbox"/></td><td>CLS</td><td><input type="checkbox"/></td><td>PVC</td></tr> <tr><td><input checked="" type="checkbox"/></td><td>FE</td><td><input type="checkbox"/></td><td>FE</td></tr> <tr><td><input type="checkbox"/></td><td>PVC</td><td><input type="checkbox"/></td><td>INCASSO</td></tr> <tr><td><input type="checkbox"/></td><td></td><td><input type="checkbox"/></td><td>ESTERNA</td></tr> </table>	<input checked="" type="checkbox"/>	POZZ.	<input type="checkbox"/>	SCATOLA	<input type="checkbox"/>	CLS	<input type="checkbox"/>	PVC	<input checked="" type="checkbox"/>	FE	<input type="checkbox"/>	FE	<input type="checkbox"/>	PVC	<input type="checkbox"/>	INCASSO	<input type="checkbox"/>		<input type="checkbox"/>
<input type="checkbox"/>	PALO INC.	<input type="checkbox"/>	CLS																																		
<input type="checkbox"/>	CILINDRICO	<input checked="" type="checkbox"/>	FE																																		
<input checked="" type="checkbox"/>	RASTREMATO	<input type="checkbox"/>	PVC																																		
<input type="checkbox"/>	CONICO	<input type="checkbox"/>	LEGNO																																		
<input checked="" type="checkbox"/>	POZZ.	<input type="checkbox"/>	SCATOLA																																		
<input type="checkbox"/>	CLS	<input type="checkbox"/>	PVC																																		
<input checked="" type="checkbox"/>	FE	<input type="checkbox"/>	FE																																		
<input type="checkbox"/>	PVC	<input type="checkbox"/>	INCASSO																																		
<input type="checkbox"/>		<input type="checkbox"/>	ESTERNA																																		
<b>IDENTIFICAZIONE</b>		<b>DIMENSIONI</b>																																			
COORD. GPS		<table border="1"> <tr><td><input type="checkbox"/></td><td>H.</td><td>5 m</td></tr> <tr><td><input type="checkbox"/></td><td>L.</td><td></td></tr> <tr><td><input type="checkbox"/></td><td>AcZn</td><td></td></tr> <tr><td><input checked="" type="checkbox"/></td><td>VERN.</td><td></td></tr> </table>		<input type="checkbox"/>	H.	5 m	<input type="checkbox"/>	L.		<input type="checkbox"/>	AcZn		<input checked="" type="checkbox"/>	VERN.																							
<input type="checkbox"/>	H.	5 m																																			
<input type="checkbox"/>	L.																																				
<input type="checkbox"/>	AcZn																																				
<input checked="" type="checkbox"/>	VERN.																																				
MARCA		<b>CONDIZIONI</b>																																			
TIPO		SOSTEGNO																																			
QUADRO		<table border="1"> <tr><td><input type="checkbox"/></td><td>-</td><td><input type="checkbox"/></td></tr> <tr><td><input type="checkbox"/></td><td></td><td><input checked="" type="checkbox"/></td></tr> </table>		<input type="checkbox"/>	-	<input type="checkbox"/>	<input type="checkbox"/>		<input checked="" type="checkbox"/>																												
<input type="checkbox"/>	-	<input type="checkbox"/>																																			
<input type="checkbox"/>		<input checked="" type="checkbox"/>																																			
Note:		DIFFUSORE																																			
		<table border="1"> <tr><td><input type="checkbox"/></td><td>-</td><td><input type="checkbox"/></td></tr> <tr><td><input type="checkbox"/></td><td></td><td><input checked="" type="checkbox"/></td></tr> </table>		<input type="checkbox"/>	-	<input type="checkbox"/>	<input type="checkbox"/>		<input checked="" type="checkbox"/>																												
<input type="checkbox"/>	-	<input type="checkbox"/>																																			
<input type="checkbox"/>		<input checked="" type="checkbox"/>																																			
		GENERALE																																			
		<table border="1"> <tr><td><input type="checkbox"/></td><td>-</td><td><input type="checkbox"/></td></tr> <tr><td><input type="checkbox"/></td><td></td><td><input checked="" type="checkbox"/></td></tr> </table>		<input type="checkbox"/>	-	<input type="checkbox"/>	<input type="checkbox"/>		<input checked="" type="checkbox"/>																												
<input type="checkbox"/>	-	<input type="checkbox"/>																																			
<input type="checkbox"/>		<input checked="" type="checkbox"/>																																			
COD.	332	VIA <b>Strada delle Pianezze</b>																																			
	<b>CARATT.MECCANICHE</b>		<b>POSA</b>																																		
	<table border="1"> <tr><td><input type="checkbox"/></td><td>PALO INC.</td><td><input type="checkbox"/></td><td>CLS</td></tr> <tr><td><input type="checkbox"/></td><td>CILINDRICO</td><td><input checked="" type="checkbox"/></td><td>FE</td></tr> <tr><td><input checked="" type="checkbox"/></td><td>RASTREMATO</td><td><input type="checkbox"/></td><td>PVC</td></tr> <tr><td><input type="checkbox"/></td><td>CONICO</td><td><input type="checkbox"/></td><td>LEGNO</td></tr> </table>	<input type="checkbox"/>	PALO INC.	<input type="checkbox"/>	CLS	<input type="checkbox"/>	CILINDRICO	<input checked="" type="checkbox"/>	FE	<input checked="" type="checkbox"/>	RASTREMATO	<input type="checkbox"/>	PVC	<input type="checkbox"/>	CONICO	<input type="checkbox"/>	LEGNO	<table border="1"> <tr><td><input checked="" type="checkbox"/></td><td>POZZ.</td><td><input type="checkbox"/></td><td>SCATOLA</td></tr> <tr><td><input type="checkbox"/></td><td>CLS</td><td><input type="checkbox"/></td><td>PVC</td></tr> <tr><td><input checked="" type="checkbox"/></td><td>FE</td><td><input type="checkbox"/></td><td>FE</td></tr> <tr><td><input type="checkbox"/></td><td>PVC</td><td><input type="checkbox"/></td><td>INCASSO</td></tr> <tr><td><input type="checkbox"/></td><td></td><td><input type="checkbox"/></td><td>ESTERNA</td></tr> </table>	<input checked="" type="checkbox"/>	POZZ.	<input type="checkbox"/>	SCATOLA	<input type="checkbox"/>	CLS	<input type="checkbox"/>	PVC	<input checked="" type="checkbox"/>	FE	<input type="checkbox"/>	FE	<input type="checkbox"/>	PVC	<input type="checkbox"/>	INCASSO	<input type="checkbox"/>		<input type="checkbox"/>
<input type="checkbox"/>	PALO INC.	<input type="checkbox"/>	CLS																																		
<input type="checkbox"/>	CILINDRICO	<input checked="" type="checkbox"/>	FE																																		
<input checked="" type="checkbox"/>	RASTREMATO	<input type="checkbox"/>	PVC																																		
<input type="checkbox"/>	CONICO	<input type="checkbox"/>	LEGNO																																		
<input checked="" type="checkbox"/>	POZZ.	<input type="checkbox"/>	SCATOLA																																		
<input type="checkbox"/>	CLS	<input type="checkbox"/>	PVC																																		
<input checked="" type="checkbox"/>	FE	<input type="checkbox"/>	FE																																		
<input type="checkbox"/>	PVC	<input type="checkbox"/>	INCASSO																																		
<input type="checkbox"/>		<input type="checkbox"/>	ESTERNA																																		
<b>IDENTIFICAZIONE</b>		<b>DIMENSIONI</b>																																			
COORD. GPS		<table border="1"> <tr><td><input type="checkbox"/></td><td>H.</td><td>5 m</td></tr> <tr><td><input type="checkbox"/></td><td>L.</td><td></td></tr> <tr><td><input type="checkbox"/></td><td>AcZn</td><td></td></tr> <tr><td><input checked="" type="checkbox"/></td><td>VERN.</td><td></td></tr> </table>		<input type="checkbox"/>	H.	5 m	<input type="checkbox"/>	L.		<input type="checkbox"/>	AcZn		<input checked="" type="checkbox"/>	VERN.																							
<input type="checkbox"/>	H.	5 m																																			
<input type="checkbox"/>	L.																																				
<input type="checkbox"/>	AcZn																																				
<input checked="" type="checkbox"/>	VERN.																																				
MARCA		<b>CONDIZIONI</b>																																			
TIPO		SOSTEGNO																																			
QUADRO		<table border="1"> <tr><td><input type="checkbox"/></td><td>-</td><td><input type="checkbox"/></td></tr> <tr><td><input type="checkbox"/></td><td></td><td><input checked="" type="checkbox"/></td></tr> </table>		<input type="checkbox"/>	-	<input type="checkbox"/>	<input type="checkbox"/>		<input checked="" type="checkbox"/>																												
<input type="checkbox"/>	-	<input type="checkbox"/>																																			
<input type="checkbox"/>		<input checked="" type="checkbox"/>																																			
Note:		DIFFUSORE																																			
		<table border="1"> <tr><td><input type="checkbox"/></td><td>-</td><td><input type="checkbox"/></td></tr> <tr><td><input type="checkbox"/></td><td></td><td><input checked="" type="checkbox"/></td></tr> </table>		<input type="checkbox"/>	-	<input type="checkbox"/>	<input type="checkbox"/>		<input checked="" type="checkbox"/>																												
<input type="checkbox"/>	-	<input type="checkbox"/>																																			
<input type="checkbox"/>		<input checked="" type="checkbox"/>																																			
		GENERALE																																			
		<table border="1"> <tr><td><input type="checkbox"/></td><td>-</td><td><input type="checkbox"/></td></tr> <tr><td><input type="checkbox"/></td><td></td><td><input checked="" type="checkbox"/></td></tr> </table>		<input type="checkbox"/>	-	<input type="checkbox"/>	<input type="checkbox"/>		<input checked="" type="checkbox"/>																												
<input type="checkbox"/>	-	<input type="checkbox"/>																																			
<input type="checkbox"/>		<input checked="" type="checkbox"/>																																			
COD.	333	VIA <b>Strada delle Pianezze</b>																																			
	<b>CARATT.MECCANICHE</b>		<b>POSA</b>																																		
	<table border="1"> <tr><td><input type="checkbox"/></td><td>PALO INC.</td><td><input type="checkbox"/></td><td>CLS</td></tr> <tr><td><input type="checkbox"/></td><td>CILINDRICO</td><td><input checked="" type="checkbox"/></td><td>FE</td></tr> <tr><td><input checked="" type="checkbox"/></td><td>RASTREMATO</td><td><input type="checkbox"/></td><td>PVC</td></tr> <tr><td><input type="checkbox"/></td><td>CONICO</td><td><input type="checkbox"/></td><td>LEGNO</td></tr> </table>	<input type="checkbox"/>	PALO INC.	<input type="checkbox"/>	CLS	<input type="checkbox"/>	CILINDRICO	<input checked="" type="checkbox"/>	FE	<input checked="" type="checkbox"/>	RASTREMATO	<input type="checkbox"/>	PVC	<input type="checkbox"/>	CONICO	<input type="checkbox"/>	LEGNO	<table border="1"> <tr><td><input checked="" type="checkbox"/></td><td>POZZ.</td><td><input type="checkbox"/></td><td>SCATOLA</td></tr> <tr><td><input type="checkbox"/></td><td>CLS</td><td><input type="checkbox"/></td><td>PVC</td></tr> <tr><td><input checked="" type="checkbox"/></td><td>FE</td><td><input type="checkbox"/></td><td>FE</td></tr> <tr><td><input type="checkbox"/></td><td>PVC</td><td><input type="checkbox"/></td><td>INCASSO</td></tr> <tr><td><input type="checkbox"/></td><td></td><td><input type="checkbox"/></td><td>ESTERNA</td></tr> </table>	<input checked="" type="checkbox"/>	POZZ.	<input type="checkbox"/>	SCATOLA	<input type="checkbox"/>	CLS	<input type="checkbox"/>	PVC	<input checked="" type="checkbox"/>	FE	<input type="checkbox"/>	FE	<input type="checkbox"/>	PVC	<input type="checkbox"/>	INCASSO	<input type="checkbox"/>		<input type="checkbox"/>
<input type="checkbox"/>	PALO INC.	<input type="checkbox"/>	CLS																																		
<input type="checkbox"/>	CILINDRICO	<input checked="" type="checkbox"/>	FE																																		
<input checked="" type="checkbox"/>	RASTREMATO	<input type="checkbox"/>	PVC																																		
<input type="checkbox"/>	CONICO	<input type="checkbox"/>	LEGNO																																		
<input checked="" type="checkbox"/>	POZZ.	<input type="checkbox"/>	SCATOLA																																		
<input type="checkbox"/>	CLS	<input type="checkbox"/>	PVC																																		
<input checked="" type="checkbox"/>	FE	<input type="checkbox"/>	FE																																		
<input type="checkbox"/>	PVC	<input type="checkbox"/>	INCASSO																																		
<input type="checkbox"/>		<input type="checkbox"/>	ESTERNA																																		
<b>IDENTIFICAZIONE</b>		<b>DIMENSIONI</b>																																			
COORD. GPS		<table border="1"> <tr><td><input type="checkbox"/></td><td>H.</td><td>5 m</td></tr> <tr><td><input type="checkbox"/></td><td>L.</td><td></td></tr> <tr><td><input type="checkbox"/></td><td>AcZn</td><td></td></tr> <tr><td><input checked="" type="checkbox"/></td><td>VERN.</td><td></td></tr> </table>		<input type="checkbox"/>	H.	5 m	<input type="checkbox"/>	L.		<input type="checkbox"/>	AcZn		<input checked="" type="checkbox"/>	VERN.																							
<input type="checkbox"/>	H.	5 m																																			
<input type="checkbox"/>	L.																																				
<input type="checkbox"/>	AcZn																																				
<input checked="" type="checkbox"/>	VERN.																																				
MARCA		<b>CONDIZIONI</b>																																			
TIPO		SOSTEGNO																																			
QUADRO		<table border="1"> <tr><td><input type="checkbox"/></td><td>-</td><td><input type="checkbox"/></td></tr> <tr><td><input type="checkbox"/></td><td></td><td><input checked="" type="checkbox"/></td></tr> </table>		<input type="checkbox"/>	-	<input type="checkbox"/>	<input type="checkbox"/>		<input checked="" type="checkbox"/>																												
<input type="checkbox"/>	-	<input type="checkbox"/>																																			
<input type="checkbox"/>		<input checked="" type="checkbox"/>																																			
Note:		DIFFUSORE																																			
		<table border="1"> <tr><td><input type="checkbox"/></td><td>-</td><td><input type="checkbox"/></td></tr> <tr><td><input type="checkbox"/></td><td></td><td><input checked="" type="checkbox"/></td></tr> </table>		<input type="checkbox"/>	-	<input type="checkbox"/>	<input type="checkbox"/>		<input checked="" type="checkbox"/>																												
<input type="checkbox"/>	-	<input type="checkbox"/>																																			
<input type="checkbox"/>		<input checked="" type="checkbox"/>																																			
		GENERALE																																			
		<table border="1"> <tr><td><input type="checkbox"/></td><td>-</td><td><input type="checkbox"/></td></tr> <tr><td><input type="checkbox"/></td><td></td><td><input checked="" type="checkbox"/></td></tr> </table>		<input type="checkbox"/>	-	<input type="checkbox"/>	<input type="checkbox"/>		<input checked="" type="checkbox"/>																												
<input type="checkbox"/>	-	<input type="checkbox"/>																																			
<input type="checkbox"/>		<input checked="" type="checkbox"/>																																			

<b>00</b>	PIANO REGOLATORE DELL'ILLUMINAZIONE COMUNALE – PRIC – DEL COMUNE DI SCURELLE (TN)	<i>censimento</i>	
<b>SEZ</b>		Pag. 116 di 143	25_09_rel.doc


COD.	334	VIA <b>Strada delle Pianezze</b>																																																																					
	<b>CARATT.MECCANICHE</b>	<b>POSA</b>	<b>DIMENSIONI</b>																																																																				
	<table border="1"> <tr><td><input type="checkbox"/></td><td>PALO INC.</td><td></td><td>CLS</td></tr> <tr><td></td><td>CILINDRICO</td><td>x</td><td>FE</td></tr> <tr><td>x</td><td>RASTREMATO</td><td></td><td>PVC</td></tr> <tr><td></td><td>CONICO</td><td></td><td>LEGNO</td></tr> </table>	<input type="checkbox"/>	PALO INC.		CLS		CILINDRICO	x	FE	x	RASTREMATO		PVC		CONICO		LEGNO	<table border="1"> <tr><td>x</td><td>POZZ.</td><td>SCATOLA</td></tr> <tr><td></td><td>CLS</td><td>PVC</td></tr> <tr><td>x</td><td>FE</td><td>FE</td></tr> <tr><td></td><td>PVC</td><td>INCASSO</td></tr> <tr><td></td><td></td><td>ESTERNA</td></tr> </table>	x	POZZ.	SCATOLA		CLS	PVC	x	FE	FE		PVC	INCASSO			ESTERNA	<table border="1"> <tr><td></td><td>H.</td><td>5 m</td></tr> <tr><td></td><td>L.</td><td></td></tr> <tr><td></td><td>AcZn</td><td></td></tr> <tr><td>x</td><td>VERN.</td><td></td></tr> </table>		H.	5 m		L.			AcZn		x	VERN.																										
<input type="checkbox"/>	PALO INC.		CLS																																																																				
	CILINDRICO	x	FE																																																																				
x	RASTREMATO		PVC																																																																				
	CONICO		LEGNO																																																																				
x	POZZ.	SCATOLA																																																																					
	CLS	PVC																																																																					
x	FE	FE																																																																					
	PVC	INCASSO																																																																					
		ESTERNA																																																																					
	H.	5 m																																																																					
	L.																																																																						
	AcZn																																																																						
x	VERN.																																																																						
<b>IDENTIFICAZIONE</b>	<b>CARATT.ELETTRICHE</b>	<b>POSIZIONE</b>	<b>CONDIZIONI</b>																																																																				
<table border="1"> <tr><td colspan="2">COORD. GPS</td></tr> <tr><td>MARCA</td><td></td></tr> <tr><td>TIPO</td><td></td></tr> <tr><td>QUADRO</td><td></td></tr> </table> <p>Note:</p>	COORD. GPS		MARCA		TIPO		QUADRO		<table border="1"> <tr><td><input type="checkbox"/></td><td>IP</td><td></td></tr> <tr><td></td><td>CLASSE</td><td>1</td></tr> <tr><td></td><td>CUT OFF</td><td></td></tr> <tr><td></td><td>SEMI CUT OFF</td><td>x</td></tr> <tr><td></td><td>LINEA</td><td></td></tr> <tr><td></td><td>SEZ.</td><td></td></tr> <tr><td>x</td><td>PE</td><td></td></tr> </table>	<input type="checkbox"/>	IP			CLASSE	1		CUT OFF			SEMI CUT OFF	x		LINEA			SEZ.		x	PE		<table border="1"> <tr><td></td><td colspan="2">SEDE STRADALE</td></tr> <tr><td></td><td colspan="2">BANCHINA</td></tr> <tr><td>x</td><td colspan="2">MARCIAPIEDE</td></tr> <tr><td></td><td colspan="2">ALTRO</td></tr> </table> <p>Note:</p>		SEDE STRADALE			BANCHINA		x	MARCIAPIEDE			ALTRO		<table border="1"> <tr><td colspan="3">SOSTEGNO</td></tr> <tr><td>?</td><td>-</td><td>↺</td></tr> <tr><td></td><td></td><td>x</td></tr> <tr><td colspan="3">DIFFUSORE</td></tr> <tr><td>?</td><td>-</td><td>↺</td></tr> <tr><td></td><td></td><td>x</td></tr> <tr><td colspan="3">GENERALE</td></tr> <tr><td>?</td><td>-</td><td>↺</td></tr> <tr><td></td><td></td><td>x</td></tr> </table>	SOSTEGNO			?	-	↺			x	DIFFUSORE			?	-	↺			x	GENERALE			?	-	↺			x
COORD. GPS																																																																							
MARCA																																																																							
TIPO																																																																							
QUADRO																																																																							
<input type="checkbox"/>	IP																																																																						
	CLASSE	1																																																																					
	CUT OFF																																																																						
	SEMI CUT OFF	x																																																																					
	LINEA																																																																						
	SEZ.																																																																						
x	PE																																																																						
	SEDE STRADALE																																																																						
	BANCHINA																																																																						
x	MARCIAPIEDE																																																																						
	ALTRO																																																																						
SOSTEGNO																																																																							
?	-	↺																																																																					
		x																																																																					
DIFFUSORE																																																																							
?	-	↺																																																																					
		x																																																																					
GENERALE																																																																							
?	-	↺																																																																					
		x																																																																					
COD.	335	VIA <b>Strada delle Pianezze</b>																																																																					
	<b>CARATT.MECCANICHE</b>	<b>POSA</b>	<b>DIMENSIONI</b>																																																																				
	<table border="1"> <tr><td><input type="checkbox"/></td><td>PALO INC.</td><td></td><td>CLS</td></tr> <tr><td></td><td>CILINDRICO</td><td>x</td><td>FE</td></tr> <tr><td>x</td><td>RASTREMATO</td><td></td><td>PVC</td></tr> <tr><td></td><td>CONICO</td><td></td><td>LEGNO</td></tr> </table>	<input type="checkbox"/>	PALO INC.		CLS		CILINDRICO	x	FE	x	RASTREMATO		PVC		CONICO		LEGNO	<table border="1"> <tr><td>x</td><td>POZZ.</td><td>SCATOLA</td></tr> <tr><td></td><td>CLS</td><td>PVC</td></tr> <tr><td>x</td><td>FE</td><td>FE</td></tr> <tr><td></td><td>PVC</td><td>INCASSO</td></tr> <tr><td></td><td></td><td>ESTERNA</td></tr> </table>	x	POZZ.	SCATOLA		CLS	PVC	x	FE	FE		PVC	INCASSO			ESTERNA	<table border="1"> <tr><td></td><td>H.</td><td>5 m</td></tr> <tr><td></td><td>L.</td><td></td></tr> <tr><td></td><td>AcZn</td><td></td></tr> <tr><td>x</td><td>VERN.</td><td></td></tr> </table>		H.	5 m		L.			AcZn		x	VERN.																										
<input type="checkbox"/>	PALO INC.		CLS																																																																				
	CILINDRICO	x	FE																																																																				
x	RASTREMATO		PVC																																																																				
	CONICO		LEGNO																																																																				
x	POZZ.	SCATOLA																																																																					
	CLS	PVC																																																																					
x	FE	FE																																																																					
	PVC	INCASSO																																																																					
		ESTERNA																																																																					
	H.	5 m																																																																					
	L.																																																																						
	AcZn																																																																						
x	VERN.																																																																						
<b>IDENTIFICAZIONE</b>	<b>CARATT.ELETTRICHE</b>	<b>POSIZIONE</b>	<b>CONDIZIONI</b>																																																																				
<table border="1"> <tr><td colspan="2">COORD. GPS</td></tr> <tr><td>MARCA</td><td></td></tr> <tr><td>TIPO</td><td></td></tr> <tr><td>QUADRO</td><td></td></tr> </table> <p>Note:</p>	COORD. GPS		MARCA		TIPO		QUADRO		<table border="1"> <tr><td><input type="checkbox"/></td><td>IP</td><td></td></tr> <tr><td></td><td>CLASSE</td><td>1</td></tr> <tr><td></td><td>CUT OFF</td><td></td></tr> <tr><td></td><td>SEMI CUT OFF</td><td>x</td></tr> <tr><td></td><td>LINEA</td><td></td></tr> <tr><td></td><td>SEZ.</td><td></td></tr> <tr><td>x</td><td>PE</td><td></td></tr> </table>	<input type="checkbox"/>	IP			CLASSE	1		CUT OFF			SEMI CUT OFF	x		LINEA			SEZ.		x	PE		<table border="1"> <tr><td></td><td colspan="2">SEDE STRADALE</td></tr> <tr><td></td><td colspan="2">BANCHINA</td></tr> <tr><td>x</td><td colspan="2">MARCIAPIEDE</td></tr> <tr><td></td><td colspan="2">ALTRO</td></tr> </table> <p>Note:</p>		SEDE STRADALE			BANCHINA		x	MARCIAPIEDE			ALTRO		<table border="1"> <tr><td colspan="3">SOSTEGNO</td></tr> <tr><td>?</td><td>-</td><td>↺</td></tr> <tr><td></td><td></td><td>x</td></tr> <tr><td colspan="3">DIFFUSORE</td></tr> <tr><td>?</td><td>-</td><td>↺</td></tr> <tr><td></td><td></td><td>x</td></tr> <tr><td colspan="3">GENERALE</td></tr> <tr><td>?</td><td>-</td><td>↺</td></tr> <tr><td></td><td></td><td>x</td></tr> </table>	SOSTEGNO			?	-	↺			x	DIFFUSORE			?	-	↺			x	GENERALE			?	-	↺			x
COORD. GPS																																																																							
MARCA																																																																							
TIPO																																																																							
QUADRO																																																																							
<input type="checkbox"/>	IP																																																																						
	CLASSE	1																																																																					
	CUT OFF																																																																						
	SEMI CUT OFF	x																																																																					
	LINEA																																																																						
	SEZ.																																																																						
x	PE																																																																						
	SEDE STRADALE																																																																						
	BANCHINA																																																																						
x	MARCIAPIEDE																																																																						
	ALTRO																																																																						
SOSTEGNO																																																																							
?	-	↺																																																																					
		x																																																																					
DIFFUSORE																																																																							
?	-	↺																																																																					
		x																																																																					
GENERALE																																																																							
?	-	↺																																																																					
		x																																																																					
COD.	336	VIA <b>Strada delle Pianezze</b>																																																																					
	<b>CARATT.MECCANICHE</b>	<b>POSA</b>	<b>DIMENSIONI</b>																																																																				
	<table border="1"> <tr><td><input type="checkbox"/></td><td>PALO INC.</td><td></td><td>CLS</td></tr> <tr><td></td><td>CILINDRICO</td><td>x</td><td>FE</td></tr> <tr><td>x</td><td>RASTREMATO</td><td></td><td>PVC</td></tr> <tr><td></td><td>CONICO</td><td></td><td>LEGNO</td></tr> </table>	<input type="checkbox"/>	PALO INC.		CLS		CILINDRICO	x	FE	x	RASTREMATO		PVC		CONICO		LEGNO	<table border="1"> <tr><td>x</td><td>POZZ.</td><td>SCATOLA</td></tr> <tr><td></td><td>CLS</td><td>PVC</td></tr> <tr><td>x</td><td>FE</td><td>FE</td></tr> <tr><td></td><td>PVC</td><td>INCASSO</td></tr> <tr><td></td><td></td><td>ESTERNA</td></tr> </table>	x	POZZ.	SCATOLA		CLS	PVC	x	FE	FE		PVC	INCASSO			ESTERNA	<table border="1"> <tr><td></td><td>H.</td><td>5 m</td></tr> <tr><td></td><td>L.</td><td></td></tr> <tr><td></td><td>AcZn</td><td></td></tr> <tr><td>x</td><td>VERN.</td><td></td></tr> </table>		H.	5 m		L.			AcZn		x	VERN.																										
<input type="checkbox"/>	PALO INC.		CLS																																																																				
	CILINDRICO	x	FE																																																																				
x	RASTREMATO		PVC																																																																				
	CONICO		LEGNO																																																																				
x	POZZ.	SCATOLA																																																																					
	CLS	PVC																																																																					
x	FE	FE																																																																					
	PVC	INCASSO																																																																					
		ESTERNA																																																																					
	H.	5 m																																																																					
	L.																																																																						
	AcZn																																																																						
x	VERN.																																																																						
<b>IDENTIFICAZIONE</b>	<b>CARATT.ELETTRICHE</b>	<b>POSIZIONE</b>	<b>CONDIZIONI</b>																																																																				
<table border="1"> <tr><td colspan="2">COORD. GPS</td></tr> <tr><td>MARCA</td><td></td></tr> <tr><td>TIPO</td><td></td></tr> <tr><td>QUADRO</td><td></td></tr> </table> <p>Note:</p>	COORD. GPS		MARCA		TIPO		QUADRO		<table border="1"> <tr><td><input type="checkbox"/></td><td>IP</td><td></td></tr> <tr><td></td><td>CLASSE</td><td>1</td></tr> <tr><td></td><td>CUT OFF</td><td></td></tr> <tr><td></td><td>SEMI CUT OFF</td><td>x</td></tr> <tr><td></td><td>LINEA</td><td></td></tr> <tr><td></td><td>SEZ.</td><td></td></tr> <tr><td>x</td><td>PE</td><td></td></tr> </table>	<input type="checkbox"/>	IP			CLASSE	1		CUT OFF			SEMI CUT OFF	x		LINEA			SEZ.		x	PE		<table border="1"> <tr><td></td><td colspan="2">SEDE STRADALE</td></tr> <tr><td></td><td colspan="2">BANCHINA</td></tr> <tr><td>x</td><td colspan="2">MARCIAPIEDE</td></tr> <tr><td></td><td colspan="2">ALTRO</td></tr> </table> <p>Note:</p>		SEDE STRADALE			BANCHINA		x	MARCIAPIEDE			ALTRO		<table border="1"> <tr><td colspan="3">SOSTEGNO</td></tr> <tr><td>?</td><td>-</td><td>↺</td></tr> <tr><td></td><td></td><td>x</td></tr> <tr><td colspan="3">DIFFUSORE</td></tr> <tr><td>?</td><td>-</td><td>↺</td></tr> <tr><td></td><td></td><td>x</td></tr> <tr><td colspan="3">GENERALE</td></tr> <tr><td>?</td><td>-</td><td>↺</td></tr> <tr><td></td><td></td><td>x</td></tr> </table>	SOSTEGNO			?	-	↺			x	DIFFUSORE			?	-	↺			x	GENERALE			?	-	↺			x
COORD. GPS																																																																							
MARCA																																																																							
TIPO																																																																							
QUADRO																																																																							
<input type="checkbox"/>	IP																																																																						
	CLASSE	1																																																																					
	CUT OFF																																																																						
	SEMI CUT OFF	x																																																																					
	LINEA																																																																						
	SEZ.																																																																						
x	PE																																																																						
	SEDE STRADALE																																																																						
	BANCHINA																																																																						
x	MARCIAPIEDE																																																																						
	ALTRO																																																																						
SOSTEGNO																																																																							
?	-	↺																																																																					
		x																																																																					
DIFFUSORE																																																																							
?	-	↺																																																																					
		x																																																																					
GENERALE																																																																							
?	-	↺																																																																					
		x																																																																					





<b>00</b>	PIANO REGOLATORE DELL'ILLUMINAZIONE COMUNALE – PRIC – DEL COMUNE DI SCURELLE (TN)	<b>censimento</b>	
<b>SEZ</b>		Pag. 117 di 143	25_09_rel.doc

COD.	337	VIA	<b>Strada delle Pianezze</b>				
	<b>CARATT.MECCANICHE</b>		<b>POSA</b>		<b>DIMENSIONI</b>		
	<input type="checkbox"/> PALO INC.	<input type="checkbox"/> CLS	<input checked="" type="checkbox"/> POZZ.	<input type="checkbox"/> SCATOLA	<input type="checkbox"/> H.	5 m	
	<input type="checkbox"/> CILINDRICO	<input checked="" type="checkbox"/> FE	<input type="checkbox"/> CLS	<input type="checkbox"/> PVC	<input type="checkbox"/> L.		
	<input checked="" type="checkbox"/> RASTREMATO	<input type="checkbox"/> PVC	<input checked="" type="checkbox"/> FE	<input type="checkbox"/> FE	<input type="checkbox"/> AcZn		
	<input type="checkbox"/> CONICO	<input type="checkbox"/> LEGNO	<input type="checkbox"/> PVC	<input type="checkbox"/> INCASSO	<input checked="" type="checkbox"/> VERN.		
				<input type="checkbox"/> ESTERNA			
<b>IDENTIFICAZIONE</b>		<b>CARATT.ELETTRICHE</b>		<b>POSIZIONE</b>		<b>CONDIZIONI</b>	
COORD. GPS		<input type="checkbox"/> IP		<input type="checkbox"/> SEDE STRADALE		SOSTEGNO	
MARCA		<input type="checkbox"/> CLASSE		<input type="checkbox"/> BANCHINA		<input type="checkbox"/> - <input checked="" type="checkbox"/>	
TIPO		<input type="checkbox"/> CUT OFF		<input checked="" type="checkbox"/> MARCIAPIEDE		<input type="checkbox"/> x	
QUADRO		<input type="checkbox"/> SEMI CUT OFF		<input type="checkbox"/> ALTRO		DIFFUSORE	
Note:		<input checked="" type="checkbox"/> LINEA		Note:		<input type="checkbox"/> - <input checked="" type="checkbox"/>	
		<input type="checkbox"/> SEZ.				<input type="checkbox"/> x	
		<input checked="" type="checkbox"/> PE				GENERALE	
						<input type="checkbox"/> - <input checked="" type="checkbox"/>	
						<input type="checkbox"/> x	
COD.	338	VIA	<b>Strada delle Pianezze</b>				
	<b>CARATT.MECCANICHE</b>		<b>POSA</b>		<b>DIMENSIONI</b>		
	<input type="checkbox"/> PALO INC.	<input type="checkbox"/> CLS	<input checked="" type="checkbox"/> POZZ.	<input type="checkbox"/> SCATOLA	<input type="checkbox"/> H.	5 m	
	<input type="checkbox"/> CILINDRICO	<input checked="" type="checkbox"/> FE	<input type="checkbox"/> CLS	<input type="checkbox"/> PVC	<input type="checkbox"/> L.		
	<input checked="" type="checkbox"/> RASTREMATO	<input type="checkbox"/> PVC	<input checked="" type="checkbox"/> FE	<input type="checkbox"/> FE	<input type="checkbox"/> AcZn		
	<input type="checkbox"/> CONICO	<input type="checkbox"/> LEGNO	<input type="checkbox"/> PVC	<input type="checkbox"/> INCASSO	<input checked="" type="checkbox"/> VERN.		
				<input type="checkbox"/> ESTERNA			
<b>IDENTIFICAZIONE</b>		<b>CARATT.ELETTRICHE</b>		<b>POSIZIONE</b>		<b>CONDIZIONI</b>	
COORD. GPS		<input type="checkbox"/> IP		<input type="checkbox"/> SEDE STRADALE		SOSTEGNO	
MARCA		<input type="checkbox"/> CLASSE		<input type="checkbox"/> BANCHINA		<input type="checkbox"/> - <input checked="" type="checkbox"/>	
TIPO		<input type="checkbox"/> CUT OFF		<input type="checkbox"/> MARCIAPIEDE		<input type="checkbox"/> x	
QUADRO		<input type="checkbox"/> SEMI CUT OFF		<input checked="" type="checkbox"/> ALTRO		DIFFUSORE	
Note:		<input type="checkbox"/> LINEA		Note:		<input type="checkbox"/> - <input checked="" type="checkbox"/>	
		<input type="checkbox"/> SEZ.				<input type="checkbox"/> x	
		<input checked="" type="checkbox"/> PE				GENERALE	
						<input type="checkbox"/> - <input checked="" type="checkbox"/>	
						<input type="checkbox"/> x	
COD.	339	VIA	<b>Piazza Don Clemente Benetti</b>				
	<b>CARATT.MECCANICHE</b>		<b>POSA</b>		<b>DIMENSIONI</b>		
	<input checked="" type="checkbox"/> PALO INC.	<input type="checkbox"/> CLS	<input checked="" type="checkbox"/> POZZ.	<input type="checkbox"/> SCATOLA	<input type="checkbox"/> H.	2 m	
	<input checked="" type="checkbox"/> CILINDRICO	<input checked="" type="checkbox"/> FE	<input type="checkbox"/> CLS	<input type="checkbox"/> PVC	<input type="checkbox"/> L.		
	<input type="checkbox"/> RASTREMATO	<input type="checkbox"/> PVC	<input checked="" type="checkbox"/> FE	<input type="checkbox"/> FE	<input checked="" type="checkbox"/> AcZn		
	<input type="checkbox"/> CONICO	<input type="checkbox"/> LEGNO	<input type="checkbox"/> PVC	<input type="checkbox"/> INCASSO	<input type="checkbox"/> VERN.		
				<input type="checkbox"/> ESTERNA			
<b>IDENTIFICAZIONE</b>		<b>CARATT.ELETTRICHE</b>		<b>POSIZIONE</b>		<b>CONDIZIONI</b>	
COORD. GPS		<input type="checkbox"/> IP		<input type="checkbox"/> SEDE STRADALE		SOSTEGNO	
MARCA		<input type="checkbox"/> CLASSE		<input type="checkbox"/> BANCHINA		<input type="checkbox"/> - <input checked="" type="checkbox"/>	
TIPO		<input type="checkbox"/> CUT OFF		<input type="checkbox"/> MARCIAPIEDE		<input type="checkbox"/> x	
QUADRO		<input type="checkbox"/> SEMI CUT OFF		<input checked="" type="checkbox"/> ALTRO		DIFFUSORE	
Note:		<input type="checkbox"/> LINEA		Note:		<input type="checkbox"/> - <input checked="" type="checkbox"/>	
Globo		<input type="checkbox"/> SEZ.				<input type="checkbox"/> x	
		<input checked="" type="checkbox"/> PE				GENERALE	
						<input type="checkbox"/> - <input checked="" type="checkbox"/>	
						<input type="checkbox"/> x	


<b>00</b>	PIANO REGOLATORE DELL'ILLUMINAZIONE COMUNALE – PRIC – DEL COMUNE DI SCURELLE (TN)	<i>censimento</i>	
<b>SEZ</b>		Pag. 118 di 143	25_09_rel.doc


COD.	340	VIA <b>Piazza Don Clemente Benetti</b>	
	<b>CARATT.MECCANICHE</b>		<b>POSA</b>
	<input type="checkbox"/> PALO INC.	<input type="checkbox"/> CLS	<input checked="" type="checkbox"/> POZZ.
<input checked="" type="checkbox"/> CILINDRICO	<input checked="" type="checkbox"/> FE	<input type="checkbox"/> CLS	<input type="checkbox"/> PVC
<input type="checkbox"/> RASTREMATO	<input type="checkbox"/> PVC	<input checked="" type="checkbox"/> FE	<input type="checkbox"/> FE
<input type="checkbox"/> CONICO	<input type="checkbox"/> LEGNO	<input type="checkbox"/> PVC	<input type="checkbox"/> INCASSO
			<input type="checkbox"/> ESTERNA
<b>IDENTIFICAZIONE</b>		<b>CONDIZIONI</b>	
COORD. GPS		SEDE STRADALE	
MARCA		BANCHINA	
TIPO		MARCIAPIEDE	
QUADRO		<input checked="" type="checkbox"/> ALTRO	
Note: Globo		Note:	
<b>CARATT.ELETTRICHE</b>		<b>CONDIZIONI</b>	
IP		SOSTEGNO	
CLASSE 1		<input type="checkbox"/> - <input checked="" type="checkbox"/>	
CUT OFF		<input type="checkbox"/> x	
SEMI CUT OFF		DIFFUSORE	
LINEA		<input type="checkbox"/> - <input checked="" type="checkbox"/>	
SEZ.		<input type="checkbox"/> x	
<input checked="" type="checkbox"/> PE		GENERALE	
		<input type="checkbox"/> - <input checked="" type="checkbox"/>	
		<input type="checkbox"/> x	


COD.	341	VIA <b>Piazza Don Clemente Benetti</b>	
	<b>CARATT.MECCANICHE</b>		<b>POSA</b>
	<input type="checkbox"/> PALO INC.	<input type="checkbox"/> CLS	<input checked="" type="checkbox"/> POZZ.
<input checked="" type="checkbox"/> CILINDRICO	<input checked="" type="checkbox"/> FE	<input type="checkbox"/> CLS	<input type="checkbox"/> PVC
<input type="checkbox"/> RASTREMATO	<input type="checkbox"/> PVC	<input checked="" type="checkbox"/> FE	<input type="checkbox"/> FE
<input type="checkbox"/> CONICO	<input type="checkbox"/> LEGNO	<input type="checkbox"/> PVC	<input type="checkbox"/> INCASSO
			<input type="checkbox"/> ESTERNA
<b>IDENTIFICAZIONE</b>		<b>CONDIZIONI</b>	
COORD. GPS		SEDE STRADALE	
MARCA		BANCHINA	
TIPO		MARCIAPIEDE	
QUADRO		<input checked="" type="checkbox"/> ALTRO	
Note: Globo Manca lampada		Note:	
<b>CARATT.ELETTRICHE</b>		<b>CONDIZIONI</b>	
IP		SOSTEGNO	
CLASSE 1		<input type="checkbox"/> - <input checked="" type="checkbox"/>	
CUT OFF		<input type="checkbox"/> x	
SEMI CUT OFF		DIFFUSORE	
LINEA		<input type="checkbox"/> - <input checked="" type="checkbox"/>	
SEZ.		<input type="checkbox"/> x	
<input checked="" type="checkbox"/> PE		GENERALE	
		<input type="checkbox"/> - <input checked="" type="checkbox"/>	
		<input checked="" type="checkbox"/> x	

COD.	342	VIA <b>Piazza Don Clemente Benetti</b>	
	<b>CARATT.MECCANICHE</b>		<b>POSA</b>
	<input type="checkbox"/> PALO INC.	<input type="checkbox"/> CLS	<input checked="" type="checkbox"/> POZZ.
<input checked="" type="checkbox"/> CILINDRICO	<input checked="" type="checkbox"/> FE	<input type="checkbox"/> CLS	<input type="checkbox"/> PVC
<input type="checkbox"/> RASTREMATO	<input type="checkbox"/> PVC	<input checked="" type="checkbox"/> FE	<input type="checkbox"/> FE
<input type="checkbox"/> CONICO	<input type="checkbox"/> LEGNO	<input type="checkbox"/> PVC	<input type="checkbox"/> INCASSO
			<input type="checkbox"/> ESTERNA
<b>IDENTIFICAZIONE</b>		<b>CONDIZIONI</b>	
COORD. GPS		SEDE STRADALE	
MARCA		BANCHINA	
TIPO		MARCIAPIEDE	
QUADRO		<input checked="" type="checkbox"/> ALTRO	
Note: Globo Manca lampada Manca PE		Note:	
<b>CARATT.ELETTRICHE</b>		<b>CONDIZIONI</b>	
IP		SOSTEGNO	
CLASSE 1		<input type="checkbox"/> - <input checked="" type="checkbox"/>	
CUT OFF		<input type="checkbox"/> x	
SEMI CUT OFF		DIFFUSORE	
LINEA		<input type="checkbox"/> - <input checked="" type="checkbox"/>	
SEZ.		<input type="checkbox"/> x	
<input type="checkbox"/> PE		GENERALE	
		<input type="checkbox"/> - <input checked="" type="checkbox"/>	
		<input checked="" type="checkbox"/> x	


<b>00</b>	PIANO REGOLATORE DELL'ILLUMINAZIONE COMUNALE – PRIC – DEL COMUNE DI SCURELLE (TN)	<i>censimento</i>	
<b>SEZ</b>		Pag. 119 di 143	25_09_rel.doc

COD.	343	VIA <b>Piazza Don Clemente Benetti</b>	
	<b>CARATT.MECCANICHE</b>		<b>POSA</b>
	<input type="checkbox"/> PALO INC.	<input type="checkbox"/> CLS	<input checked="" type="checkbox"/> POZZ.
<input checked="" type="checkbox"/> CILINDRICO	<input checked="" type="checkbox"/> FE	<input type="checkbox"/> CLS	<input type="checkbox"/> PVC
<input type="checkbox"/> RASTREMATO	<input type="checkbox"/> PVC	<input checked="" type="checkbox"/> FE	<input type="checkbox"/> FE
<input type="checkbox"/> CONICO	<input type="checkbox"/> LEGNO	<input type="checkbox"/> PVC	<input type="checkbox"/> INCASSO
			<input type="checkbox"/> ESTERNA
<b>IDENTIFICAZIONE</b>		<b>CONDIZIONI</b>	
COORD. GPS		SEDE STRADALE	
MARCA		BANCHINA	
TIPO		MARCIAPIEDE	
QUADRO		<input checked="" type="checkbox"/> ALTRO	
Note: Globo Manca lampada		Note:	
<b>CARATT.ELETTRICHE</b>		<b>CONDIZIONI</b>	
IP		SOSTEGNO	
CLASSE 1		<input type="checkbox"/> - <input checked="" type="checkbox"/>	
CUT OFF		<input type="checkbox"/> x	
SEMI CUT OFF		DIFFUSORE	
LINEA		<input type="checkbox"/> - <input checked="" type="checkbox"/>	
SEZ.		<input checked="" type="checkbox"/> x	
<input checked="" type="checkbox"/> PE		GENERALE	
		<input type="checkbox"/> - <input checked="" type="checkbox"/>	
		<input checked="" type="checkbox"/> x	

COD.	344	VIA <b>Piazza Don Clemente Benetti</b>	
	<b>CARATT.MECCANICHE</b>		<b>POSA</b>
	<input type="checkbox"/> PALO INC.	<input type="checkbox"/> CLS	<input checked="" type="checkbox"/> POZZ.
<input checked="" type="checkbox"/> CILINDRICO	<input checked="" type="checkbox"/> FE	<input type="checkbox"/> CLS	<input type="checkbox"/> PVC
<input type="checkbox"/> RASTREMATO	<input type="checkbox"/> PVC	<input checked="" type="checkbox"/> FE	<input type="checkbox"/> FE
<input type="checkbox"/> CONICO	<input type="checkbox"/> LEGNO	<input type="checkbox"/> PVC	<input type="checkbox"/> INCASSO
			<input type="checkbox"/> ESTERNA
<b>IDENTIFICAZIONE</b>		<b>CONDIZIONI</b>	
COORD. GPS		SEDE STRADALE	
MARCA		BANCHINA	
TIPO		MARCIAPIEDE	
QUADRO		<input checked="" type="checkbox"/> ALTRO	
Note: Globo		Note:	
<b>CARATT.ELETTRICHE</b>		<b>CONDIZIONI</b>	
IP		SOSTEGNO	
CLASSE 1		<input type="checkbox"/> - <input checked="" type="checkbox"/>	
CUT OFF		<input type="checkbox"/> x	
SEMI CUT OFF		DIFFUSORE	
LINEA		<input type="checkbox"/> - <input checked="" type="checkbox"/>	
SEZ.		<input checked="" type="checkbox"/> x	
<input checked="" type="checkbox"/> PE		GENERALE	
		<input type="checkbox"/> - <input checked="" type="checkbox"/>	
		<input checked="" type="checkbox"/> x	

COD.	345	VIA <b>Piazza Don Clemente Benetti</b>	
	<b>CARATT.MECCANICHE</b>		<b>POSA</b>
	<input type="checkbox"/> PALO INC.	<input type="checkbox"/> CLS	<input checked="" type="checkbox"/> POZZ.
<input checked="" type="checkbox"/> CILINDRICO	<input checked="" type="checkbox"/> FE	<input type="checkbox"/> CLS	<input type="checkbox"/> PVC
<input type="checkbox"/> RASTREMATO	<input type="checkbox"/> PVC	<input checked="" type="checkbox"/> FE	<input type="checkbox"/> FE
<input type="checkbox"/> CONICO	<input type="checkbox"/> LEGNO	<input type="checkbox"/> PVC	<input type="checkbox"/> INCASSO
			<input type="checkbox"/> ESTERNA
<b>IDENTIFICAZIONE</b>		<b>CONDIZIONI</b>	
COORD. GPS		SEDE STRADALE	
MARCA		BANCHINA	
TIPO		MARCIAPIEDE	
QUADRO		<input checked="" type="checkbox"/> ALTRO	
Note: Globo		Note:	
<b>CARATT.ELETTRICHE</b>		<b>CONDIZIONI</b>	
IP		SOSTEGNO	
CLASSE 1		<input type="checkbox"/> - <input checked="" type="checkbox"/>	
CUT OFF		<input type="checkbox"/> x	
SEMI CUT OFF		DIFFUSORE	
LINEA		<input type="checkbox"/> - <input checked="" type="checkbox"/>	
SEZ.		<input checked="" type="checkbox"/> x	
<input checked="" type="checkbox"/> PE		GENERALE	
		<input type="checkbox"/> - <input checked="" type="checkbox"/>	
		<input checked="" type="checkbox"/> x	


<b>00</b>	PIANO REGOLATORE DELL'ILLUMINAZIONE COMUNALE – PRIC – DEL COMUNE DI SCURELLE (TN)	<i>censimento</i>	
<b>SEZ</b>		Pag. 120 di 143	25_09_rel.doc

COD.	346	VIA <b>Piazza Don Clemente Benetti</b>					
	<b>CARATT.MECCANICHE</b>		<b>POSA</b>		<b>DIMENSIONI</b>		
	<input type="checkbox"/>	PALO INC.	<input type="checkbox"/>	CLS	<input type="checkbox"/>	H.	2 m
	<input checked="" type="checkbox"/>	CILINDRICO	<input checked="" type="checkbox"/>	FE	<input type="checkbox"/>	L.	
	<input type="checkbox"/>	RASTREMATO	<input type="checkbox"/>	PVC	<input checked="" type="checkbox"/>	AcZn	
	<input type="checkbox"/>	CONICO	<input type="checkbox"/>	LEGNO	<input type="checkbox"/>	VERN.	

<b>IDENTIFICAZIONE</b>		<b>CARATT.ELETTRICHE</b>		<b>POSIZIONE</b>		<b>CONDIZIONI</b>		
COORD. GPS		<input type="checkbox"/>	IP	<input type="checkbox"/>	SEDE STRADALE	SOSTEGNO		
MARCA		<input type="checkbox"/>	CLASSE	1	<input type="checkbox"/>	BANCHINA	<input type="checkbox"/>	
TIPO		<input type="checkbox"/>	CUT OFF		<input type="checkbox"/>	MARCIAPIEDE	<input checked="" type="checkbox"/>	
QUADRO		<input type="checkbox"/>	SEMI CUT OFF		<input checked="" type="checkbox"/>	ALTRO		
Note: Globo		<input type="checkbox"/>	LINEA		Note:		DIFFUSORE	
		<input type="checkbox"/>	SEZ.				<input type="checkbox"/>	<input type="checkbox"/>
		<input checked="" type="checkbox"/>	PE				<input checked="" type="checkbox"/>	<input type="checkbox"/>
						GENERALE		
						<input type="checkbox"/>	<input type="checkbox"/>	
						<input type="checkbox"/>	<input checked="" type="checkbox"/>	


COD.	347	VIA <b>Piazza Don Clemente Benetti</b>					
	<b>CARATT.MECCANICHE</b>		<b>POSA</b>		<b>DIMENSIONI</b>		
	<input type="checkbox"/>	PALO INC.	<input type="checkbox"/>	CLS	<input type="checkbox"/>	H.	2 m
	<input checked="" type="checkbox"/>	CILINDRICO	<input checked="" type="checkbox"/>	FE	<input type="checkbox"/>	L.	
	<input type="checkbox"/>	RASTREMATO	<input type="checkbox"/>	PVC	<input checked="" type="checkbox"/>	AcZn	
	<input type="checkbox"/>	CONICO	<input type="checkbox"/>	LEGNO	<input type="checkbox"/>	VERN.	

<b>IDENTIFICAZIONE</b>		<b>CARATT.ELETTRICHE</b>		<b>POSIZIONE</b>		<b>CONDIZIONI</b>		
COORD. GPS		<input type="checkbox"/>	IP	<input type="checkbox"/>	SEDE STRADALE	SOSTEGNO		
MARCA		<input type="checkbox"/>	CLASSE	1	<input type="checkbox"/>	BANCHINA	<input type="checkbox"/>	
TIPO		<input type="checkbox"/>	CUT OFF		<input type="checkbox"/>	MARCIAPIEDE	<input checked="" type="checkbox"/>	
QUADRO		<input type="checkbox"/>	SEMI CUT OFF		<input checked="" type="checkbox"/>	ALTRO		
Note: Globo		<input type="checkbox"/>	LINEA		Note:		DIFFUSORE	
		<input type="checkbox"/>	SEZ.				<input type="checkbox"/>	<input type="checkbox"/>
		<input checked="" type="checkbox"/>	PE				<input checked="" type="checkbox"/>	<input type="checkbox"/>
						GENERALE		
						<input type="checkbox"/>	<input type="checkbox"/>	
						<input type="checkbox"/>	<input checked="" type="checkbox"/>	

COD.	348	VIA <b>Piazza Don Clemente Benetti</b>					
	<b>CARATT.MECCANICHE</b>		<b>POSA</b>		<b>DIMENSIONI</b>		
	<input type="checkbox"/>	PALO INC.	<input type="checkbox"/>	CLS	<input type="checkbox"/>	H.	2 m
	<input checked="" type="checkbox"/>	CILINDRICO	<input checked="" type="checkbox"/>	FE	<input type="checkbox"/>	L.	
	<input type="checkbox"/>	RASTREMATO	<input type="checkbox"/>	PVC	<input checked="" type="checkbox"/>	AcZn	
	<input type="checkbox"/>	CONICO	<input type="checkbox"/>	LEGNO	<input type="checkbox"/>	VERN.	

<b>IDENTIFICAZIONE</b>		<b>CARATT.ELETTRICHE</b>		<b>POSIZIONE</b>		<b>CONDIZIONI</b>		
COORD. GPS		<input type="checkbox"/>	IP	<input type="checkbox"/>	SEDE STRADALE	SOSTEGNO		
MARCA		<input type="checkbox"/>	CLASSE	1	<input type="checkbox"/>	BANCHINA	<input type="checkbox"/>	
TIPO		<input type="checkbox"/>	CUT OFF		<input type="checkbox"/>	MARCIAPIEDE	<input checked="" type="checkbox"/>	
QUADRO		<input type="checkbox"/>	SEMI CUT OFF		<input checked="" type="checkbox"/>	ALTRO		
Note: Globo		<input type="checkbox"/>	LINEA		Note:		DIFFUSORE	
		<input type="checkbox"/>	SEZ.				<input type="checkbox"/>	<input type="checkbox"/>
		<input checked="" type="checkbox"/>	PE				<input checked="" type="checkbox"/>	<input type="checkbox"/>
						GENERALE		
						<input type="checkbox"/>	<input type="checkbox"/>	
						<input type="checkbox"/>	<input checked="" type="checkbox"/>	


<b>00</b>	PIANO REGOLATORE DELL'ILLUMINAZIONE COMUNALE – PRIC – DEL COMUNE DI SCURELLE (TN)	<i>censimento</i>	
<b>SEZ</b>		Pag. 121 di 143	25_09_rel.doc

COD.	349	VIA <b>Piazza Don Clemente Benetti</b>			
	<b>CARATT.MECCANICHE</b>		<b>POSA</b>		
	<input type="checkbox"/> PALO INC.	<input type="checkbox"/> CLS	<input checked="" type="checkbox"/> POZZ.	<input type="checkbox"/> SCATOLA	
	<input checked="" type="checkbox"/> CILINDRICO	<input checked="" type="checkbox"/> FE	<input type="checkbox"/> CLS	<input type="checkbox"/> PVC	
	<input type="checkbox"/> RASTREMATO	<input type="checkbox"/> PVC	<input checked="" type="checkbox"/> FE	<input type="checkbox"/> FE	
	<input type="checkbox"/> CONICO	<input type="checkbox"/> LEGNO	<input type="checkbox"/> PVC	<input type="checkbox"/> INCASSO	
				<input type="checkbox"/> ESTERNA	
				<b>DIMENSIONI</b>	
				<input type="checkbox"/> H.	2 m
				<input type="checkbox"/> L.	
				<input checked="" type="checkbox"/> AcZn	
				<input type="checkbox"/> VERN.	

<b>IDENTIFICAZIONE</b>	<b>CARATT.ELETTRICHE</b>	<b>POSIZIONE</b>	<b>CONDIZIONI</b>
COORD. GPS	<input type="checkbox"/> IP	<input type="checkbox"/> SEDE STRADALE	<b>SOSTEGNO</b>
MARCA	<input type="checkbox"/> CLASSE 1	<input type="checkbox"/> BANCHINA	<input type="checkbox"/> - <input checked="" type="checkbox"/>
TIPO	<input type="checkbox"/> CUT OFF	<input type="checkbox"/> MARCIAPIEDE	<input type="checkbox"/> x
QUADRO	<input type="checkbox"/> SEMI CUT OFF	<input checked="" type="checkbox"/> ALTRO	<b>DIFFUSORE</b>
Note: Globo	<input type="checkbox"/> LINEA	Note:	<input type="checkbox"/> - <input checked="" type="checkbox"/>
	<input type="checkbox"/> SEZ.		<input type="checkbox"/> x
	<input checked="" type="checkbox"/> PE		<b>GENERALE</b>
			<input type="checkbox"/> - <input checked="" type="checkbox"/>
			<input type="checkbox"/> x


COD.	350	VIA <b>Piazza Don Clemente Benetti</b>			
	<b>CARATT.MECCANICHE</b>		<b>POSA</b>		
	<input type="checkbox"/> PALO INC.	<input type="checkbox"/> CLS	<input checked="" type="checkbox"/> POZZ.	<input type="checkbox"/> SCATOLA	
	<input checked="" type="checkbox"/> CILINDRICO	<input checked="" type="checkbox"/> FE	<input type="checkbox"/> CLS	<input type="checkbox"/> PVC	
	<input type="checkbox"/> RASTREMATO	<input type="checkbox"/> PVC	<input checked="" type="checkbox"/> FE	<input type="checkbox"/> FE	
	<input type="checkbox"/> CONICO	<input type="checkbox"/> LEGNO	<input type="checkbox"/> PVC	<input type="checkbox"/> INCASSO	
				<input type="checkbox"/> ESTERNA	
				<b>DIMENSIONI</b>	
				<input type="checkbox"/> H.	2 m
				<input type="checkbox"/> L.	
				<input checked="" type="checkbox"/> AcZn	
				<input type="checkbox"/> VERN.	

<b>IDENTIFICAZIONE</b>	<b>CARATT.ELETTRICHE</b>	<b>POSIZIONE</b>	<b>CONDIZIONI</b>
COORD. GPS	<input type="checkbox"/> IP	<input type="checkbox"/> SEDE STRADALE	<b>SOSTEGNO</b>
MARCA	<input type="checkbox"/> CLASSE 1	<input type="checkbox"/> BANCHINA	<input type="checkbox"/> - <input checked="" type="checkbox"/>
TIPO	<input type="checkbox"/> CUT OFF	<input type="checkbox"/> MARCIAPIEDE	<input type="checkbox"/> x
QUADRO	<input type="checkbox"/> SEMI CUT OFF	<input checked="" type="checkbox"/> ALTRO	<b>DIFFUSORE</b>
Note: Globo	<input type="checkbox"/> LINEA	Note:	<input type="checkbox"/> - <input checked="" type="checkbox"/>
	<input type="checkbox"/> SEZ.		<input type="checkbox"/> x
	<input checked="" type="checkbox"/> PE		<b>GENERALE</b>
			<input type="checkbox"/> - <input checked="" type="checkbox"/>
			<input type="checkbox"/> x

COD.	351	VIA <b>Paizzale caserma VVF</b>			
	<b>CARATT.MECCANICHE</b>		<b>POSA</b>		
	<input type="checkbox"/> PALO INC.	<input type="checkbox"/> CLS	<input checked="" type="checkbox"/> POZZ.	<input type="checkbox"/> SCATOLA	
	<input type="checkbox"/> CILINDRICO	<input checked="" type="checkbox"/> FE	<input type="checkbox"/> CLS	<input type="checkbox"/> PVC	
	<input type="checkbox"/> RASTREMATO	<input type="checkbox"/> PVC	<input checked="" type="checkbox"/> FE	<input type="checkbox"/> FE	
	<input checked="" type="checkbox"/> CONICO	<input type="checkbox"/> LEGNO	<input type="checkbox"/> PVC	<input type="checkbox"/> INCASSO	
				<input type="checkbox"/> ESTERNA	
				<b>DIMENSIONI</b>	
				<input type="checkbox"/> H.	9 m
				<input type="checkbox"/> L.	
				<input checked="" type="checkbox"/> AcZn	
				<input type="checkbox"/> VERN.	

<b>IDENTIFICAZIONE</b>	<b>CARATT.ELETTRICHE</b>	<b>POSIZIONE</b>	<b>CONDIZIONI</b>
COORD. GPS	<input type="checkbox"/> IP	<input type="checkbox"/> SEDE STRADALE	<b>SOSTEGNO</b>
MARCA	<input type="checkbox"/> CLASSE 2	<input type="checkbox"/> BANCHINA	<input type="checkbox"/> - <input checked="" type="checkbox"/>
TIPO	<input checked="" type="checkbox"/> CUT OFF	<input type="checkbox"/> MARCIAPIEDE	<input type="checkbox"/> x
QUADRO	<input type="checkbox"/> SEMI CUT OFF	<input checked="" type="checkbox"/> ALTRO	<b>DIFFUSORE</b>
Note: morsettiera in doppio isolamento	<input type="checkbox"/> LINEA	Note:	<input type="checkbox"/> - <input checked="" type="checkbox"/>
	<input type="checkbox"/> SEZ.		<input type="checkbox"/> x
	<input type="checkbox"/> PE		<b>GENERALE</b>
			<input type="checkbox"/> - <input checked="" type="checkbox"/>
			<input type="checkbox"/> x


<b>00</b>	PIANO REGOLATORE DELL'ILLUMINAZIONE COMUNALE – PRIC – DEL COMUNE DI SCURELLE (TN)	<i>censimento</i>	
<b>SEZ</b>		Pag. 122 di 143	25_09_rel.doc

COD.	352	VIA <b>Paizzale caserma VVF</b>		
	<b>CARATT.MECCANICHE</b>		<b>POSA</b>	
	<input type="checkbox"/> PALO INC.	<input type="checkbox"/> CLS	<input checked="" type="checkbox"/> POZZ.	SCATOLA
	<input type="checkbox"/> CILINDRICO	<input checked="" type="checkbox"/> FE	<input type="checkbox"/> CLS	PVC
	<input type="checkbox"/> RASTREMATO	<input type="checkbox"/> PVC	<input checked="" type="checkbox"/> FE	FE
	<input checked="" type="checkbox"/> CONICO	<input type="checkbox"/> LEGNO	<input type="checkbox"/> PVC	INCASSO
			ESTERNA	
		<b>DIMENSIONI</b>		
		<input type="checkbox"/> H.	9 m	
		<input type="checkbox"/> L.		
		<input checked="" type="checkbox"/> AcZn		
		<input type="checkbox"/> VERN.		
		<input type="checkbox"/>		

<b>IDENTIFICAZIONE</b>		<b>CARATT.ELETTRICHE</b>		<b>POSIZIONE</b>		<b>CONDIZIONI</b>	
COORD. GPS		<input type="checkbox"/> IP		<input type="checkbox"/> SEDE STRADALE		<b>SOSTEGNO</b>	
MARCA		<input type="checkbox"/> CLASSE	2	<input type="checkbox"/> BANCHINA		<input type="checkbox"/> -	<input checked="" type="checkbox"/>
TIPO		<input type="checkbox"/> CUT OFF	<input checked="" type="checkbox"/>	<input type="checkbox"/> MARCIAPIEDE		<input type="checkbox"/>	<input checked="" type="checkbox"/>
QUADRO		<input type="checkbox"/> SEMI CUT OFF		<input checked="" type="checkbox"/> ALTRO		<b>DIFFUSORE</b>	
Note: morsettiera in doppio isolamento		<input type="checkbox"/> LINEA		Note:		<input type="checkbox"/> -	<input checked="" type="checkbox"/>
		<input type="checkbox"/> SEZ.				<input type="checkbox"/>	<input checked="" type="checkbox"/>
		<input type="checkbox"/> PE				<b>GENERALE</b>	
						<input type="checkbox"/> -	<input checked="" type="checkbox"/>
						<input type="checkbox"/>	<input checked="" type="checkbox"/>

COD.	353	VIA <b>Paizzale caserma VVF</b>		
	<b>CARATT.MECCANICHE</b>		<b>POSA</b>	
	<input type="checkbox"/> PALO INC.	<input type="checkbox"/> CLS	<input checked="" type="checkbox"/> POZZ.	SCATOLA
	<input type="checkbox"/> CILINDRICO	<input checked="" type="checkbox"/> FE	<input type="checkbox"/> CLS	PVC
	<input type="checkbox"/> RASTREMATO	<input type="checkbox"/> PVC	<input checked="" type="checkbox"/> FE	FE
	<input checked="" type="checkbox"/> CONICO	<input type="checkbox"/> LEGNO	<input type="checkbox"/> PVC	INCASSO
			ESTERNA	
		<b>DIMENSIONI</b>		
		<input type="checkbox"/> H.	9 m	
		<input type="checkbox"/> L.		
		<input checked="" type="checkbox"/> AcZn		
		<input type="checkbox"/> VERN.		
		<input type="checkbox"/>		

<b>IDENTIFICAZIONE</b>		<b>CARATT.ELETTRICHE</b>		<b>POSIZIONE</b>		<b>CONDIZIONI</b>	
COORD. GPS		<input type="checkbox"/> IP		<input type="checkbox"/> SEDE STRADALE		<b>SOSTEGNO</b>	
MARCA		<input type="checkbox"/> CLASSE	2	<input type="checkbox"/> BANCHINA		<input type="checkbox"/> -	<input checked="" type="checkbox"/>
TIPO		<input type="checkbox"/> CUT OFF	<input checked="" type="checkbox"/>	<input type="checkbox"/> MARCIAPIEDE		<input type="checkbox"/>	<input checked="" type="checkbox"/>
QUADRO		<input type="checkbox"/> SEMI CUT OFF		<input checked="" type="checkbox"/> ALTRO		<b>DIFFUSORE</b>	
Note: morsettiera in doppio isolamento		<input type="checkbox"/> LINEA		Note:		<input type="checkbox"/> -	<input checked="" type="checkbox"/>
		<input type="checkbox"/> SEZ.				<input type="checkbox"/>	<input checked="" type="checkbox"/>
		<input type="checkbox"/> PE				<b>GENERALE</b>	
						<input type="checkbox"/> -	<input checked="" type="checkbox"/>
						<input type="checkbox"/>	<input checked="" type="checkbox"/>

COD.	354	VIA <b>Paizzale caserma VVF</b>		
	<b>CARATT.MECCANICHE</b>		<b>POSA</b>	
	<input type="checkbox"/> PALO INC.	<input type="checkbox"/> CLS	<input checked="" type="checkbox"/> POZZ.	SCATOLA
	<input type="checkbox"/> CILINDRICO	<input checked="" type="checkbox"/> FE	<input type="checkbox"/> CLS	PVC
	<input type="checkbox"/> RASTREMATO	<input type="checkbox"/> PVC	<input checked="" type="checkbox"/> FE	FE
	<input checked="" type="checkbox"/> CONICO	<input type="checkbox"/> LEGNO	<input type="checkbox"/> PVC	INCASSO
			ESTERNA	
		<b>DIMENSIONI</b>		
		<input type="checkbox"/> H.	9 m	
		<input type="checkbox"/> L.		
		<input checked="" type="checkbox"/> AcZn		
		<input type="checkbox"/> VERN.		
		<input type="checkbox"/>		



<b>IDENTIFICAZIONE</b>		<b>CARATT.ELETTRICHE</b>		<b>POSIZIONE</b>		<b>CONDIZIONI</b>	
COORD. GPS		<input type="checkbox"/> IP		<input type="checkbox"/> SEDE STRADALE		<b>SOSTEGNO</b>	
MARCA		<input type="checkbox"/> CLASSE	2	<input type="checkbox"/> BANCHINA		<input type="checkbox"/> -	<input checked="" type="checkbox"/>
TIPO		<input type="checkbox"/> CUT OFF	<input checked="" type="checkbox"/>	<input type="checkbox"/> MARCIAPIEDE		<input type="checkbox"/>	<input checked="" type="checkbox"/>
QUADRO		<input type="checkbox"/> SEMI CUT OFF		<input checked="" type="checkbox"/> ALTRO		<b>DIFFUSORE</b>	
Note: morsettiera in doppio isolamento		<input type="checkbox"/> LINEA		Note:		<input type="checkbox"/> -	<input checked="" type="checkbox"/>
		<input type="checkbox"/> SEZ.				<input type="checkbox"/>	<input checked="" type="checkbox"/>
		<input type="checkbox"/> PE				<b>GENERALE</b>	
						<input type="checkbox"/> -	<input checked="" type="checkbox"/>
						<input type="checkbox"/>	<input checked="" type="checkbox"/>



<b>00</b>	PIANO REGOLATORE DELL'ILLUMINAZIONE COMUNALE – PRIC – DEL COMUNE DI SCURELLE (TN)	<i>censimento</i>	
<b>SEZ</b>		Pag. 123 di 143	25_09_rel.doc

COD.	355	VIA Paizzale caserma VVF																																																																				
	<b>CARATT.MECCANICHE</b>	<b>CARATT.ELETTRICHE</b>	<b>POSA</b>	<b>DIMENSIONI</b>																																																																		
	<table border="1"> <tr><td><input type="checkbox"/></td><td>PALO INC.</td><td></td><td>CLS</td></tr> <tr><td></td><td>CILINDRICO</td><td>x</td><td>FE</td></tr> <tr><td></td><td>RASTREMATO</td><td></td><td>PVC</td></tr> <tr><td>x</td><td>CONICO</td><td></td><td>LEGNO</td></tr> </table>	<input type="checkbox"/>	PALO INC.		CLS		CILINDRICO	x	FE		RASTREMATO		PVC	x	CONICO		LEGNO	<table border="1"> <tr><td><input type="checkbox"/></td><td>IP</td><td></td></tr> <tr><td></td><td>CLASSE</td><td>2</td></tr> <tr><td></td><td>CUT OFF</td><td>x</td></tr> <tr><td></td><td>SEMI CUT OFF</td><td></td></tr> <tr><td></td><td>LINEA</td><td></td></tr> <tr><td></td><td>SEZ.</td><td></td></tr> <tr><td></td><td>PE</td><td></td></tr> </table>	<input type="checkbox"/>	IP			CLASSE	2		CUT OFF	x		SEMI CUT OFF			LINEA			SEZ.			PE		<table border="1"> <tr><td>x</td><td>POZZ.</td><td>SCATOLA</td></tr> <tr><td></td><td>CLS</td><td>PVC</td></tr> <tr><td>x</td><td>FE</td><td>FE</td></tr> <tr><td></td><td>PVC</td><td>INCASSO</td></tr> <tr><td></td><td></td><td>ESTERNA</td></tr> </table>	x	POZZ.	SCATOLA		CLS	PVC	x	FE	FE		PVC	INCASSO			ESTERNA	<table border="1"> <tr><td><input type="checkbox"/></td><td>H.</td><td>9 m</td></tr> <tr><td></td><td>L.</td><td></td></tr> <tr><td>x</td><td>AcZn</td><td></td></tr> <tr><td></td><td>VERN.</td><td></td></tr> </table>			<input type="checkbox"/>	H.	9 m		L.		x	AcZn			VERN.	
<input type="checkbox"/>	PALO INC.		CLS																																																																			
	CILINDRICO	x	FE																																																																			
	RASTREMATO		PVC																																																																			
x	CONICO		LEGNO																																																																			
<input type="checkbox"/>	IP																																																																					
	CLASSE	2																																																																				
	CUT OFF	x																																																																				
	SEMI CUT OFF																																																																					
	LINEA																																																																					
	SEZ.																																																																					
	PE																																																																					
x	POZZ.	SCATOLA																																																																				
	CLS	PVC																																																																				
x	FE	FE																																																																				
	PVC	INCASSO																																																																				
		ESTERNA																																																																				
<input type="checkbox"/>	H.	9 m																																																																				
	L.																																																																					
x	AcZn																																																																					
	VERN.																																																																					
<b>IDENTIFICAZIONE</b>	<b>CARATT.ELETTRICHE</b>	<b>POSIZIONE</b>	<b>CONDIZIONI</b>																																																																			
<table border="1"> <tr><td colspan="2">COORD. GPS</td></tr> <tr><td>MARCA</td><td></td></tr> <tr><td>TIPO</td><td></td></tr> <tr><td>QUADRO</td><td></td></tr> </table> <p>Note: morsetti in doppio isolamento</p>	COORD. GPS		MARCA		TIPO		QUADRO		<table border="1"> <tr><td><input type="checkbox"/></td><td>SEDE STRADALE</td></tr> <tr><td></td><td>BANCHINA</td></tr> <tr><td></td><td>MARCIAPIEDE</td></tr> <tr><td>x</td><td>ALTRO</td></tr> </table> <p>Note:</p>	<input type="checkbox"/>	SEDE STRADALE		BANCHINA		MARCIAPIEDE	x	ALTRO	<table border="1"> <tr><td colspan="3">SOSTEGNO</td></tr> <tr><td><input type="checkbox"/></td><td>-</td><td><input type="checkbox"/></td></tr> <tr><td></td><td></td><td>x</td></tr> <tr><td colspan="3">DIFFUSORE</td></tr> <tr><td><input type="checkbox"/></td><td>-</td><td><input type="checkbox"/></td></tr> <tr><td></td><td></td><td>x</td></tr> <tr><td colspan="3">GENERALE</td></tr> <tr><td><input type="checkbox"/></td><td>-</td><td><input type="checkbox"/></td></tr> <tr><td></td><td></td><td>x</td></tr> </table>				SOSTEGNO			<input type="checkbox"/>	-	<input type="checkbox"/>			x	DIFFUSORE			<input type="checkbox"/>	-	<input type="checkbox"/>			x	GENERALE			<input type="checkbox"/>	-	<input type="checkbox"/>			x																						
COORD. GPS																																																																						
MARCA																																																																						
TIPO																																																																						
QUADRO																																																																						
<input type="checkbox"/>	SEDE STRADALE																																																																					
	BANCHINA																																																																					
	MARCIAPIEDE																																																																					
x	ALTRO																																																																					
SOSTEGNO																																																																						
<input type="checkbox"/>	-	<input type="checkbox"/>																																																																				
		x																																																																				
DIFFUSORE																																																																						
<input type="checkbox"/>	-	<input type="checkbox"/>																																																																				
		x																																																																				
GENERALE																																																																						
<input type="checkbox"/>	-	<input type="checkbox"/>																																																																				
		x																																																																				
COD.	356	VIA Paizzale caserma VVF																																																																				
	<b>CARATT.MECCANICHE</b>	<b>CARATT.ELETTRICHE</b>	<b>POSA</b>	<b>DIMENSIONI</b>																																																																		
	<table border="1"> <tr><td><input type="checkbox"/></td><td>PALO INC.</td><td></td><td>CLS</td></tr> <tr><td></td><td>CILINDRICO</td><td>x</td><td>FE</td></tr> <tr><td></td><td>RASTREMATO</td><td></td><td>PVC</td></tr> <tr><td>x</td><td>CONICO</td><td></td><td>LEGNO</td></tr> </table>	<input type="checkbox"/>	PALO INC.		CLS		CILINDRICO	x	FE		RASTREMATO		PVC	x	CONICO		LEGNO	<table border="1"> <tr><td><input type="checkbox"/></td><td>IP</td><td></td></tr> <tr><td></td><td>CLASSE</td><td>2</td></tr> <tr><td></td><td>CUT OFF</td><td>x</td></tr> <tr><td></td><td>SEMI CUT OFF</td><td></td></tr> <tr><td></td><td>LINEA</td><td></td></tr> <tr><td></td><td>SEZ.</td><td></td></tr> <tr><td></td><td>PE</td><td></td></tr> </table>	<input type="checkbox"/>	IP			CLASSE	2		CUT OFF	x		SEMI CUT OFF			LINEA			SEZ.			PE		<table border="1"> <tr><td>x</td><td>POZZ.</td><td>SCATOLA</td></tr> <tr><td></td><td>CLS</td><td>PVC</td></tr> <tr><td>x</td><td>FE</td><td>FE</td></tr> <tr><td></td><td>PVC</td><td>INCASSO</td></tr> <tr><td></td><td></td><td>ESTERNA</td></tr> </table>	x	POZZ.	SCATOLA		CLS	PVC	x	FE	FE		PVC	INCASSO			ESTERNA	<table border="1"> <tr><td><input type="checkbox"/></td><td>H.</td><td>9 m</td></tr> <tr><td></td><td>L.</td><td></td></tr> <tr><td>x</td><td>AcZn</td><td></td></tr> <tr><td></td><td>VERN.</td><td></td></tr> </table>			<input type="checkbox"/>	H.	9 m		L.		x	AcZn			VERN.	
<input type="checkbox"/>	PALO INC.		CLS																																																																			
	CILINDRICO	x	FE																																																																			
	RASTREMATO		PVC																																																																			
x	CONICO		LEGNO																																																																			
<input type="checkbox"/>	IP																																																																					
	CLASSE	2																																																																				
	CUT OFF	x																																																																				
	SEMI CUT OFF																																																																					
	LINEA																																																																					
	SEZ.																																																																					
	PE																																																																					
x	POZZ.	SCATOLA																																																																				
	CLS	PVC																																																																				
x	FE	FE																																																																				
	PVC	INCASSO																																																																				
		ESTERNA																																																																				
<input type="checkbox"/>	H.	9 m																																																																				
	L.																																																																					
x	AcZn																																																																					
	VERN.																																																																					
<b>IDENTIFICAZIONE</b>	<b>CARATT.ELETTRICHE</b>	<b>POSIZIONE</b>	<b>CONDIZIONI</b>																																																																			
<table border="1"> <tr><td colspan="2">COORD. GPS</td></tr> <tr><td>MARCA</td><td></td></tr> <tr><td>TIPO</td><td></td></tr> <tr><td>QUADRO</td><td></td></tr> </table> <p>Note: morsetti in doppio isolamento</p>	COORD. GPS		MARCA		TIPO		QUADRO		<table border="1"> <tr><td><input type="checkbox"/></td><td>SEDE STRADALE</td></tr> <tr><td></td><td>BANCHINA</td></tr> <tr><td></td><td>MARCIAPIEDE</td></tr> <tr><td>x</td><td>ALTRO</td></tr> </table> <p>Note:</p>	<input type="checkbox"/>	SEDE STRADALE		BANCHINA		MARCIAPIEDE	x	ALTRO	<table border="1"> <tr><td colspan="3">SOSTEGNO</td></tr> <tr><td><input type="checkbox"/></td><td>-</td><td><input type="checkbox"/></td></tr> <tr><td></td><td></td><td>x</td></tr> <tr><td colspan="3">DIFFUSORE</td></tr> <tr><td><input type="checkbox"/></td><td>-</td><td><input type="checkbox"/></td></tr> <tr><td></td><td></td><td>x</td></tr> <tr><td colspan="3">GENERALE</td></tr> <tr><td><input type="checkbox"/></td><td>-</td><td><input type="checkbox"/></td></tr> <tr><td></td><td></td><td>x</td></tr> </table>				SOSTEGNO			<input type="checkbox"/>	-	<input type="checkbox"/>			x	DIFFUSORE			<input type="checkbox"/>	-	<input type="checkbox"/>			x	GENERALE			<input type="checkbox"/>	-	<input type="checkbox"/>			x																						
COORD. GPS																																																																						
MARCA																																																																						
TIPO																																																																						
QUADRO																																																																						
<input type="checkbox"/>	SEDE STRADALE																																																																					
	BANCHINA																																																																					
	MARCIAPIEDE																																																																					
x	ALTRO																																																																					
SOSTEGNO																																																																						
<input type="checkbox"/>	-	<input type="checkbox"/>																																																																				
		x																																																																				
DIFFUSORE																																																																						
<input type="checkbox"/>	-	<input type="checkbox"/>																																																																				
		x																																																																				
GENERALE																																																																						
<input type="checkbox"/>	-	<input type="checkbox"/>																																																																				
		x																																																																				
COD.	357	VIA Paizzale caserma VVF																																																																				
	<b>CARATT.MECCANICHE</b>	<b>CARATT.ELETTRICHE</b>	<b>POSA</b>	<b>DIMENSIONI</b>																																																																		
	<table border="1"> <tr><td><input type="checkbox"/></td><td>PALO INC.</td><td></td><td>CLS</td></tr> <tr><td></td><td>CILINDRICO</td><td>x</td><td>FE</td></tr> <tr><td></td><td>RASTREMATO</td><td></td><td>PVC</td></tr> <tr><td>x</td><td>CONICO</td><td></td><td>LEGNO</td></tr> </table>	<input type="checkbox"/>	PALO INC.		CLS		CILINDRICO	x	FE		RASTREMATO		PVC	x	CONICO		LEGNO	<table border="1"> <tr><td><input type="checkbox"/></td><td>IP</td><td></td></tr> <tr><td></td><td>CLASSE</td><td>2</td></tr> <tr><td></td><td>CUT OFF</td><td>x</td></tr> <tr><td></td><td>SEMI CUT OFF</td><td></td></tr> <tr><td></td><td>LINEA</td><td></td></tr> <tr><td></td><td>SEZ.</td><td></td></tr> <tr><td></td><td>PE</td><td></td></tr> </table>	<input type="checkbox"/>	IP			CLASSE	2		CUT OFF	x		SEMI CUT OFF			LINEA			SEZ.			PE		<table border="1"> <tr><td>x</td><td>POZZ.</td><td>SCATOLA</td></tr> <tr><td></td><td>CLS</td><td>PVC</td></tr> <tr><td>x</td><td>FE</td><td>FE</td></tr> <tr><td></td><td>PVC</td><td>INCASSO</td></tr> <tr><td></td><td></td><td>ESTERNA</td></tr> </table>	x	POZZ.	SCATOLA		CLS	PVC	x	FE	FE		PVC	INCASSO			ESTERNA	<table border="1"> <tr><td><input type="checkbox"/></td><td>H.</td><td>9 m</td></tr> <tr><td></td><td>L.</td><td></td></tr> <tr><td>x</td><td>AcZn</td><td></td></tr> <tr><td></td><td>VERN.</td><td></td></tr> </table>			<input type="checkbox"/>	H.	9 m		L.		x	AcZn			VERN.	
<input type="checkbox"/>	PALO INC.		CLS																																																																			
	CILINDRICO	x	FE																																																																			
	RASTREMATO		PVC																																																																			
x	CONICO		LEGNO																																																																			
<input type="checkbox"/>	IP																																																																					
	CLASSE	2																																																																				
	CUT OFF	x																																																																				
	SEMI CUT OFF																																																																					
	LINEA																																																																					
	SEZ.																																																																					
	PE																																																																					
x	POZZ.	SCATOLA																																																																				
	CLS	PVC																																																																				
x	FE	FE																																																																				
	PVC	INCASSO																																																																				
		ESTERNA																																																																				
<input type="checkbox"/>	H.	9 m																																																																				
	L.																																																																					
x	AcZn																																																																					
	VERN.																																																																					
<b>IDENTIFICAZIONE</b>	<b>CARATT.ELETTRICHE</b>	<b>POSIZIONE</b>	<b>CONDIZIONI</b>																																																																			
<table border="1"> <tr><td colspan="2">COORD. GPS</td></tr> <tr><td>MARCA</td><td></td></tr> <tr><td>TIPO</td><td></td></tr> <tr><td>QUADRO</td><td></td></tr> </table> <p>Note: morsetti in doppio isolamento</p>	COORD. GPS		MARCA		TIPO		QUADRO		<table border="1"> <tr><td><input type="checkbox"/></td><td>SEDE STRADALE</td></tr> <tr><td></td><td>BANCHINA</td></tr> <tr><td></td><td>MARCIAPIEDE</td></tr> <tr><td>x</td><td>ALTRO</td></tr> </table> <p>Note:</p>	<input type="checkbox"/>	SEDE STRADALE		BANCHINA		MARCIAPIEDE	x	ALTRO	<table border="1"> <tr><td colspan="3">SOSTEGNO</td></tr> <tr><td><input type="checkbox"/></td><td>-</td><td><input type="checkbox"/></td></tr> <tr><td></td><td></td><td>x</td></tr> <tr><td colspan="3">DIFFUSORE</td></tr> <tr><td><input type="checkbox"/></td><td>-</td><td><input type="checkbox"/></td></tr> <tr><td></td><td></td><td>x</td></tr> <tr><td colspan="3">GENERALE</td></tr> <tr><td><input type="checkbox"/></td><td>-</td><td><input type="checkbox"/></td></tr> <tr><td></td><td></td><td>x</td></tr> </table>				SOSTEGNO			<input type="checkbox"/>	-	<input type="checkbox"/>			x	DIFFUSORE			<input type="checkbox"/>	-	<input type="checkbox"/>			x	GENERALE			<input type="checkbox"/>	-	<input type="checkbox"/>			x																						
COORD. GPS																																																																						
MARCA																																																																						
TIPO																																																																						
QUADRO																																																																						
<input type="checkbox"/>	SEDE STRADALE																																																																					
	BANCHINA																																																																					
	MARCIAPIEDE																																																																					
x	ALTRO																																																																					
SOSTEGNO																																																																						
<input type="checkbox"/>	-	<input type="checkbox"/>																																																																				
		x																																																																				
DIFFUSORE																																																																						
<input type="checkbox"/>	-	<input type="checkbox"/>																																																																				
		x																																																																				
GENERALE																																																																						
<input type="checkbox"/>	-	<input type="checkbox"/>																																																																				
		x																																																																				

<b>00</b>	PIANO REGOLATORE DELL'ILLUMINAZIONE COMUNALE – PRIC – DEL COMUNE DI SCURELLE (TN)	<i>censimento</i>	
<b>SEZ</b>		Pag. 124 di 143	25_09_rel.doc

COD.	358	VIA <b>Paizzale caserma VVF</b>																																			
	<b>CARATT.MECCANICHE</b>		<b>POSA</b>																																		
	<table border="1"> <tr><td><input type="checkbox"/></td><td>PALO INC.</td><td></td><td>CLS</td></tr> <tr><td><input type="checkbox"/></td><td>CILINDRICO</td><td>x</td><td>FE</td></tr> <tr><td><input type="checkbox"/></td><td>RASTREMATO</td><td></td><td>PVC</td></tr> <tr><td>x</td><td>CONICO</td><td></td><td>LEGNO</td></tr> </table>	<input type="checkbox"/>	PALO INC.		CLS	<input type="checkbox"/>	CILINDRICO	x	FE	<input type="checkbox"/>	RASTREMATO		PVC	x	CONICO		LEGNO	<table border="1"> <tr><td>x</td><td>POZZ.</td><td>SCATOLA</td></tr> <tr><td></td><td>CLS</td><td>PVC</td></tr> <tr><td>x</td><td>FE</td><td>FE</td></tr> <tr><td></td><td>PVC</td><td>INCASSO</td></tr> <tr><td></td><td></td><td>ESTERNA</td></tr> </table>	x	POZZ.	SCATOLA		CLS	PVC	x	FE	FE		PVC	INCASSO			ESTERNA	<b>DIMENSIONI</b>			
<input type="checkbox"/>	PALO INC.		CLS																																		
<input type="checkbox"/>	CILINDRICO	x	FE																																		
<input type="checkbox"/>	RASTREMATO		PVC																																		
x	CONICO		LEGNO																																		
x	POZZ.	SCATOLA																																			
	CLS	PVC																																			
x	FE	FE																																			
	PVC	INCASSO																																			
		ESTERNA																																			
<b>IDENTIFICAZIONE</b>		<b>CONDIZIONI</b>																																			
<table border="1"> <tr><td colspan="2">COORD. GPS</td></tr> <tr><td>MARCA</td><td></td></tr> <tr><td>TIPO</td><td></td></tr> <tr><td>QUADRO</td><td></td></tr> </table> <p>Note: morsettiera in doppio isolamento</p>		COORD. GPS		MARCA		TIPO		QUADRO		<table border="1"> <tr><td colspan="2"><b>SOSTEGNO</b></td></tr> <tr><td><input type="checkbox"/></td><td>- <input type="checkbox"/></td></tr> <tr><td></td><td>x</td></tr> <tr><td colspan="2"><b>DIFFUSORE</b></td></tr> <tr><td><input type="checkbox"/></td><td>- <input type="checkbox"/></td></tr> <tr><td></td><td>x</td></tr> <tr><td colspan="2"><b>GENERALE</b></td></tr> <tr><td><input type="checkbox"/></td><td>- <input type="checkbox"/></td></tr> <tr><td></td><td>x</td></tr> </table>		<b>SOSTEGNO</b>		<input type="checkbox"/>	- <input type="checkbox"/>		x	<b>DIFFUSORE</b>		<input type="checkbox"/>	- <input type="checkbox"/>		x	<b>GENERALE</b>		<input type="checkbox"/>	- <input type="checkbox"/>		x								
COORD. GPS																																					
MARCA																																					
TIPO																																					
QUADRO																																					
<b>SOSTEGNO</b>																																					
<input type="checkbox"/>	- <input type="checkbox"/>																																				
	x																																				
<b>DIFFUSORE</b>																																					
<input type="checkbox"/>	- <input type="checkbox"/>																																				
	x																																				
<b>GENERALE</b>																																					
<input type="checkbox"/>	- <input type="checkbox"/>																																				
	x																																				
COD.	359	VIA <b>Paizzale caserma VVF</b>																																			
	<b>CARATT.MECCANICHE</b>		<b>POSA</b>																																		
	<table border="1"> <tr><td><input type="checkbox"/></td><td>PALO INC.</td><td></td><td>CLS</td></tr> <tr><td><input type="checkbox"/></td><td>CILINDRICO</td><td>x</td><td>FE</td></tr> <tr><td><input type="checkbox"/></td><td>RASTREMATO</td><td></td><td>PVC</td></tr> <tr><td><input type="checkbox"/></td><td>CONICO</td><td></td><td>LEGNO</td></tr> <tr><td>x</td><td>PROIETTORE</td><td></td><td></td></tr> </table>	<input type="checkbox"/>	PALO INC.		CLS	<input type="checkbox"/>	CILINDRICO	x	FE	<input type="checkbox"/>	RASTREMATO		PVC	<input type="checkbox"/>	CONICO		LEGNO	x	PROIETTORE			<table border="1"> <tr><td></td><td>POZZ.</td><td>SCATOLA</td></tr> <tr><td></td><td>CLS</td><td>PVC</td></tr> <tr><td></td><td>FE</td><td>FE</td></tr> <tr><td></td><td>PVC</td><td>INCASSO</td></tr> <tr><td></td><td></td><td>ESTERNA</td></tr> </table>		POZZ.	SCATOLA		CLS	PVC		FE	FE		PVC	INCASSO			ESTERNA
<input type="checkbox"/>	PALO INC.		CLS																																		
<input type="checkbox"/>	CILINDRICO	x	FE																																		
<input type="checkbox"/>	RASTREMATO		PVC																																		
<input type="checkbox"/>	CONICO		LEGNO																																		
x	PROIETTORE																																				
	POZZ.	SCATOLA																																			
	CLS	PVC																																			
	FE	FE																																			
	PVC	INCASSO																																			
		ESTERNA																																			
<b>IDENTIFICAZIONE</b>		<b>CONDIZIONI</b>																																			
<table border="1"> <tr><td colspan="2">COORD. GPS</td></tr> <tr><td>MARCA</td><td></td></tr> <tr><td>TIPO</td><td></td></tr> <tr><td>QUADRO</td><td></td></tr> </table> <p>Note:</p>		COORD. GPS		MARCA		TIPO		QUADRO		<table border="1"> <tr><td colspan="2"><b>SOSTEGNO</b></td></tr> <tr><td><input type="checkbox"/></td><td>- <input type="checkbox"/></td></tr> <tr><td></td><td>x</td></tr> <tr><td colspan="2"><b>DIFFUSORE</b></td></tr> <tr><td><input type="checkbox"/></td><td>- <input type="checkbox"/></td></tr> <tr><td></td><td>x</td></tr> <tr><td colspan="2"><b>GENERALE</b></td></tr> <tr><td><input type="checkbox"/></td><td>- <input type="checkbox"/></td></tr> <tr><td></td><td>x</td></tr> </table>		<b>SOSTEGNO</b>		<input type="checkbox"/>	- <input type="checkbox"/>		x	<b>DIFFUSORE</b>		<input type="checkbox"/>	- <input type="checkbox"/>		x	<b>GENERALE</b>		<input type="checkbox"/>	- <input type="checkbox"/>		x								
COORD. GPS																																					
MARCA																																					
TIPO																																					
QUADRO																																					
<b>SOSTEGNO</b>																																					
<input type="checkbox"/>	- <input type="checkbox"/>																																				
	x																																				
<b>DIFFUSORE</b>																																					
<input type="checkbox"/>	- <input type="checkbox"/>																																				
	x																																				
<b>GENERALE</b>																																					
<input type="checkbox"/>	- <input type="checkbox"/>																																				
	x																																				
COD.	360	VIA <b>Via dei Maseri</b>																																			
	<b>CARATT.MECCANICHE</b>		<b>POSA</b>																																		
	<table border="1"> <tr><td><input type="checkbox"/></td><td>PALO</td><td></td><td>CLS</td></tr> <tr><td><input type="checkbox"/></td><td>CILINDRICO</td><td>x</td><td>FE</td></tr> <tr><td><input type="checkbox"/></td><td>RASTREMATO</td><td></td><td>PVC</td></tr> <tr><td>x</td><td>CONICO</td><td></td><td>LEGNO</td></tr> </table>	<input type="checkbox"/>	PALO		CLS	<input type="checkbox"/>	CILINDRICO	x	FE	<input type="checkbox"/>	RASTREMATO		PVC	x	CONICO		LEGNO	<table border="1"> <tr><td>x</td><td>POZZ.</td><td>SCATOLA</td></tr> <tr><td></td><td>CLS</td><td>PVC</td></tr> <tr><td>x</td><td>FE</td><td>FE</td></tr> <tr><td></td><td>PVC</td><td>INCASSO</td></tr> <tr><td></td><td></td><td>ESTERNA</td></tr> </table>	x	POZZ.	SCATOLA		CLS	PVC	x	FE	FE		PVC	INCASSO			ESTERNA	<b>DIMENSIONI</b>			
<input type="checkbox"/>	PALO		CLS																																		
<input type="checkbox"/>	CILINDRICO	x	FE																																		
<input type="checkbox"/>	RASTREMATO		PVC																																		
x	CONICO		LEGNO																																		
x	POZZ.	SCATOLA																																			
	CLS	PVC																																			
x	FE	FE																																			
	PVC	INCASSO																																			
		ESTERNA																																			
<b>IDENTIFICAZIONE</b>		<b>CONDIZIONI</b>																																			
<table border="1"> <tr><td colspan="2">COORD. GPS</td></tr> <tr><td>MARCA</td><td></td></tr> <tr><td>TIPO</td><td></td></tr> <tr><td>QUADRO</td><td></td></tr> </table> <p>Note:</p>		COORD. GPS		MARCA		TIPO		QUADRO		<table border="1"> <tr><td colspan="2"><b>SOSTEGNO</b></td></tr> <tr><td><input type="checkbox"/></td><td>- <input type="checkbox"/></td></tr> <tr><td></td><td>x</td></tr> <tr><td colspan="2"><b>DIFFUSORE</b></td></tr> <tr><td><input type="checkbox"/></td><td>- <input type="checkbox"/></td></tr> <tr><td></td><td>x</td></tr> <tr><td colspan="2"><b>GENERALE</b></td></tr> <tr><td><input type="checkbox"/></td><td>- <input type="checkbox"/></td></tr> <tr><td></td><td>x</td></tr> </table>		<b>SOSTEGNO</b>		<input type="checkbox"/>	- <input type="checkbox"/>		x	<b>DIFFUSORE</b>		<input type="checkbox"/>	- <input type="checkbox"/>		x	<b>GENERALE</b>		<input type="checkbox"/>	- <input type="checkbox"/>		x								
COORD. GPS																																					
MARCA																																					
TIPO																																					
QUADRO																																					
<b>SOSTEGNO</b>																																					
<input type="checkbox"/>	- <input type="checkbox"/>																																				
	x																																				
<b>DIFFUSORE</b>																																					
<input type="checkbox"/>	- <input type="checkbox"/>																																				
	x																																				
<b>GENERALE</b>																																					
<input type="checkbox"/>	- <input type="checkbox"/>																																				
	x																																				


<b>00</b>	PIANO REGOLATORE DELL'ILLUMINAZIONE COMUNALE – PRIC – DEL COMUNE DI SCURELLE (TN)	<i>censimento</i>	
<b>SEZ</b>		Pag. 125 di 143	25_09_rel.doc

COD.	361	VIA <b>Via dei Maseri</b>																																													
	<b>CARATT.MECCANICHE</b>	<b>POSA</b>	<b>DIMENSIONI</b>																																												
	<table border="1"> <tr><td>PALO</td><td></td><td>CLS</td></tr> <tr><td>CILINDRICO</td><td>x</td><td>FE</td></tr> <tr><td>RASTREMATO</td><td></td><td>PVC</td></tr> <tr><td>x CONICO</td><td></td><td>LEGNO</td></tr> </table>	PALO		CLS	CILINDRICO	x	FE	RASTREMATO		PVC	x CONICO		LEGNO	<table border="1"> <tr><td>x POZZ.</td><td>SCATOLA</td></tr> <tr><td>CLS</td><td>PVC</td></tr> <tr><td>x FE</td><td>FE</td></tr> <tr><td>PVC</td><td>INCASSO</td></tr> <tr><td></td><td>ESTERNA</td></tr> </table>	x POZZ.	SCATOLA	CLS	PVC	x FE	FE	PVC	INCASSO		ESTERNA	<table border="1"> <tr><td>H.</td><td>11 m</td></tr> <tr><td>L.</td><td></td></tr> <tr><td>AcZn</td><td></td></tr> <tr><td>x VERN.</td><td></td></tr> </table>	H.	11 m	L.		AcZn		x VERN.															
PALO		CLS																																													
CILINDRICO	x	FE																																													
RASTREMATO		PVC																																													
x CONICO		LEGNO																																													
x POZZ.	SCATOLA																																														
CLS	PVC																																														
x FE	FE																																														
PVC	INCASSO																																														
	ESTERNA																																														
H.	11 m																																														
L.																																															
AcZn																																															
x VERN.																																															
<b>IDENTIFICAZIONE</b>	<b>CARATT.ELETTRICHE</b>	<b>POSIZIONE</b>	<b>CONDIZIONI</b>																																												
<table border="1"> <tr><td colspan="2">COORD. GPS</td></tr> <tr><td>MARCA</td><td></td></tr> <tr><td>TIPO</td><td></td></tr> <tr><td>QUADRO</td><td></td></tr> </table> <p>Note: manca collegamento PE manca diffusore</p>	COORD. GPS		MARCA		TIPO		QUADRO		<table border="1"> <tr><td>IP</td><td></td></tr> <tr><td>CLASSE</td><td>1</td></tr> <tr><td>CUT OFF</td><td></td></tr> <tr><td>SEMI CUT OFF</td><td>x</td></tr> <tr><td>LINEA</td><td></td></tr> <tr><td>SEZ.</td><td></td></tr> <tr><td>PE</td><td></td></tr> </table>	IP		CLASSE	1	CUT OFF		SEMI CUT OFF	x	LINEA		SEZ.		PE		<table border="1"> <tr><td>x SEDE STRADALE</td></tr> <tr><td>BANCHINA</td></tr> <tr><td>MARCIAPIEDE</td></tr> <tr><td>ALTRO</td></tr> </table> <p>Note:</p>	x SEDE STRADALE	BANCHINA	MARCIAPIEDE	ALTRO	<table border="1"> <tr><td colspan="2">SOSTEGNO</td></tr> <tr><td>☐</td><td>- ☐</td></tr> <tr><td></td><td>x</td></tr> <tr><td colspan="2">DIFFUSORE</td></tr> <tr><td>☐</td><td>- ☐</td></tr> <tr><td>x</td><td></td></tr> <tr><td colspan="2">GENERALE</td></tr> <tr><td>☐</td><td>- ☐</td></tr> <tr><td></td><td>x</td></tr> </table>	SOSTEGNO		☐	- ☐		x	DIFFUSORE		☐	- ☐	x		GENERALE		☐	- ☐		x
COORD. GPS																																															
MARCA																																															
TIPO																																															
QUADRO																																															
IP																																															
CLASSE	1																																														
CUT OFF																																															
SEMI CUT OFF	x																																														
LINEA																																															
SEZ.																																															
PE																																															
x SEDE STRADALE																																															
BANCHINA																																															
MARCIAPIEDE																																															
ALTRO																																															
SOSTEGNO																																															
☐	- ☐																																														
	x																																														
DIFFUSORE																																															
☐	- ☐																																														
x																																															
GENERALE																																															
☐	- ☐																																														
	x																																														
COD.	362	VIA <b>Via dei Maseri</b>																																													
	<b>CARATT.MECCANICHE</b>	<b>POSA</b>	<b>DIMENSIONI</b>																																												
	<table border="1"> <tr><td>PALO</td><td></td><td>CLS</td></tr> <tr><td>CILINDRICO</td><td>x</td><td>FE</td></tr> <tr><td>RASTREMATO</td><td></td><td>PVC</td></tr> <tr><td>x CONICO</td><td></td><td>LEGNO</td></tr> </table>	PALO		CLS	CILINDRICO	x	FE	RASTREMATO		PVC	x CONICO		LEGNO	<table border="1"> <tr><td>x POZZ.</td><td>SCATOLA</td></tr> <tr><td>CLS</td><td>PVC</td></tr> <tr><td>x FE</td><td>FE</td></tr> <tr><td>PVC</td><td>INCASSO</td></tr> <tr><td></td><td>ESTERNA</td></tr> </table>	x POZZ.	SCATOLA	CLS	PVC	x FE	FE	PVC	INCASSO		ESTERNA	<table border="1"> <tr><td>H.</td><td>11 m</td></tr> <tr><td>L.</td><td></td></tr> <tr><td>AcZn</td><td></td></tr> <tr><td>x VERN.</td><td></td></tr> </table>	H.	11 m	L.		AcZn		x VERN.															
PALO		CLS																																													
CILINDRICO	x	FE																																													
RASTREMATO		PVC																																													
x CONICO		LEGNO																																													
x POZZ.	SCATOLA																																														
CLS	PVC																																														
x FE	FE																																														
PVC	INCASSO																																														
	ESTERNA																																														
H.	11 m																																														
L.																																															
AcZn																																															
x VERN.																																															
<b>IDENTIFICAZIONE</b>	<b>CARATT.ELETTRICHE</b>	<b>POSIZIONE</b>	<b>CONDIZIONI</b>																																												
<table border="1"> <tr><td colspan="2">COORD. GPS</td></tr> <tr><td>MARCA</td><td></td></tr> <tr><td>TIPO</td><td></td></tr> <tr><td>QUADRO</td><td></td></tr> </table> <p>Note:</p>	COORD. GPS		MARCA		TIPO		QUADRO		<table border="1"> <tr><td>IP</td><td></td></tr> <tr><td>CLASSE</td><td>1</td></tr> <tr><td>CUT OFF</td><td></td></tr> <tr><td>SEMI CUT OFF</td><td>x</td></tr> <tr><td>LINEA</td><td></td></tr> <tr><td>SEZ.</td><td></td></tr> <tr><td>x PE</td><td></td></tr> </table>	IP		CLASSE	1	CUT OFF		SEMI CUT OFF	x	LINEA		SEZ.		x PE		<table border="1"> <tr><td>x SEDE STRADALE</td></tr> <tr><td>BANCHINA</td></tr> <tr><td>MARCIAPIEDE</td></tr> <tr><td>ALTRO</td></tr> </table> <p>Note:</p>	x SEDE STRADALE	BANCHINA	MARCIAPIEDE	ALTRO	<table border="1"> <tr><td colspan="2">SOSTEGNO</td></tr> <tr><td>☐</td><td>- ☐</td></tr> <tr><td></td><td>x</td></tr> <tr><td colspan="2">DIFFUSORE</td></tr> <tr><td>☐</td><td>- ☐</td></tr> <tr><td></td><td>x</td></tr> <tr><td colspan="2">GENERALE</td></tr> <tr><td>☐</td><td>- ☐</td></tr> <tr><td></td><td>x</td></tr> </table>	SOSTEGNO		☐	- ☐		x	DIFFUSORE		☐	- ☐		x	GENERALE		☐	- ☐		x
COORD. GPS																																															
MARCA																																															
TIPO																																															
QUADRO																																															
IP																																															
CLASSE	1																																														
CUT OFF																																															
SEMI CUT OFF	x																																														
LINEA																																															
SEZ.																																															
x PE																																															
x SEDE STRADALE																																															
BANCHINA																																															
MARCIAPIEDE																																															
ALTRO																																															
SOSTEGNO																																															
☐	- ☐																																														
	x																																														
DIFFUSORE																																															
☐	- ☐																																														
	x																																														
GENERALE																																															
☐	- ☐																																														
	x																																														
COD.	363	VIA <b>Via dei Maseri</b>																																													
	<b>CARATT.MECCANICHE</b>	<b>POSA</b>	<b>DIMENSIONI</b>																																												
	<table border="1"> <tr><td>PALO</td><td></td><td>CLS</td></tr> <tr><td>CILINDRICO</td><td>x</td><td>FE</td></tr> <tr><td>RASTREMATO</td><td></td><td>PVC</td></tr> <tr><td>x CONICO</td><td></td><td>LEGNO</td></tr> </table>	PALO		CLS	CILINDRICO	x	FE	RASTREMATO		PVC	x CONICO		LEGNO	<table border="1"> <tr><td>x POZZ.</td><td>SCATOLA</td></tr> <tr><td>CLS</td><td>PVC</td></tr> <tr><td>x FE</td><td>FE</td></tr> <tr><td>PVC</td><td>INCASSO</td></tr> <tr><td></td><td>ESTERNA</td></tr> </table>	x POZZ.	SCATOLA	CLS	PVC	x FE	FE	PVC	INCASSO		ESTERNA	<table border="1"> <tr><td>H.</td><td>11 m</td></tr> <tr><td>L.</td><td></td></tr> <tr><td>AcZn</td><td></td></tr> <tr><td>x VERN.</td><td></td></tr> </table>	H.	11 m	L.		AcZn		x VERN.															
PALO		CLS																																													
CILINDRICO	x	FE																																													
RASTREMATO		PVC																																													
x CONICO		LEGNO																																													
x POZZ.	SCATOLA																																														
CLS	PVC																																														
x FE	FE																																														
PVC	INCASSO																																														
	ESTERNA																																														
H.	11 m																																														
L.																																															
AcZn																																															
x VERN.																																															
<b>IDENTIFICAZIONE</b>	<b>CARATT.ELETTRICHE</b>	<b>POSIZIONE</b>	<b>CONDIZIONI</b>																																												
<table border="1"> <tr><td colspan="2">COORD. GPS</td></tr> <tr><td>MARCA</td><td></td></tr> <tr><td>TIPO</td><td></td></tr> <tr><td>QUADRO</td><td></td></tr> </table> <p>Note:</p>	COORD. GPS		MARCA		TIPO		QUADRO		<table border="1"> <tr><td>IP</td><td></td></tr> <tr><td>CLASSE</td><td>1</td></tr> <tr><td>CUT OFF</td><td></td></tr> <tr><td>SEMI CUT OFF</td><td>x</td></tr> <tr><td>LINEA</td><td></td></tr> <tr><td>SEZ.</td><td></td></tr> <tr><td>x PE</td><td></td></tr> </table>	IP		CLASSE	1	CUT OFF		SEMI CUT OFF	x	LINEA		SEZ.		x PE		<table border="1"> <tr><td>x SEDE STRADALE</td></tr> <tr><td>BANCHINA</td></tr> <tr><td>MARCIAPIEDE</td></tr> <tr><td>ALTRO</td></tr> </table> <p>Note:</p>	x SEDE STRADALE	BANCHINA	MARCIAPIEDE	ALTRO	<table border="1"> <tr><td colspan="2">SOSTEGNO</td></tr> <tr><td>☐</td><td>- ☐</td></tr> <tr><td></td><td>x</td></tr> <tr><td colspan="2">DIFFUSORE</td></tr> <tr><td>☐</td><td>- ☐</td></tr> <tr><td></td><td>x</td></tr> <tr><td colspan="2">GENERALE</td></tr> <tr><td>☐</td><td>- ☐</td></tr> <tr><td></td><td>x</td></tr> </table>	SOSTEGNO		☐	- ☐		x	DIFFUSORE		☐	- ☐		x	GENERALE		☐	- ☐		x
COORD. GPS																																															
MARCA																																															
TIPO																																															
QUADRO																																															
IP																																															
CLASSE	1																																														
CUT OFF																																															
SEMI CUT OFF	x																																														
LINEA																																															
SEZ.																																															
x PE																																															
x SEDE STRADALE																																															
BANCHINA																																															
MARCIAPIEDE																																															
ALTRO																																															
SOSTEGNO																																															
☐	- ☐																																														
	x																																														
DIFFUSORE																																															
☐	- ☐																																														
	x																																														
GENERALE																																															
☐	- ☐																																														
	x																																														

<b>00</b>	PIANO REGOLATORE DELL'ILLUMINAZIONE COMUNALE – PRIC – DEL COMUNE DI SCURELLE (TN)	<i>censimento</i>	
<b>SEZ</b>		Pag. 126 di 143	25_09_rel.doc

COD.	364	VIA Via dei Maseri						
	<b>CARATT.MECCANICHE</b>			<b>POSA</b>		<b>DIMENSIONI</b>		
	<input type="checkbox"/> PALO	<input type="checkbox"/>	CLS	<input checked="" type="checkbox"/> POZZ.	<input type="checkbox"/>	SCATOLA	<input type="checkbox"/> H. 11 m	
	<input type="checkbox"/> CILINDRICO	<input checked="" type="checkbox"/>	FE	<input type="checkbox"/>	<input type="checkbox"/>	CLS	PVC	
	<input type="checkbox"/> RASTREMATO	<input type="checkbox"/>	PVC	<input checked="" type="checkbox"/> FE	<input type="checkbox"/>	FE	<input checked="" type="checkbox"/> AcZn	
	<input checked="" type="checkbox"/> CONICO	<input type="checkbox"/>	LEGNO	<input type="checkbox"/>	<input type="checkbox"/>	PVC	INCASSO	
							ESTERNA	
							<input type="checkbox"/> VERN.	
<b>IDENTIFICAZIONE</b>		<b>CARATT.ELETTRICHE</b>			<b>POSIZIONE</b>		<b>CONDIZIONI</b>	
COORD. GPS		<input type="checkbox"/> IP	<input type="checkbox"/>	<input checked="" type="checkbox"/> SEDE STRADALE	BANCHINA		SOSTEGNO	
MARCA		CLASSE	1		MARCIAPIEDE		<input type="checkbox"/> - <input checked="" type="checkbox"/>	
TIPO		CUT OFF			ALTRO		<input type="checkbox"/> x	
QUADRO		SEMI CUT OFF	<input checked="" type="checkbox"/>	Note:			DIFFUSORE	
Note:	testapalo	LINEA					<input type="checkbox"/> - <input checked="" type="checkbox"/>	
		SEZ.					<input type="checkbox"/> x	
		<input checked="" type="checkbox"/> PE					GENERALE	
							<input type="checkbox"/> - <input checked="" type="checkbox"/>	
							<input type="checkbox"/> x	
COD.	365	VIA Via dei Maseri						
	<b>CARATT.MECCANICHE</b>			<b>POSA</b>		<b>DIMENSIONI</b>		
	<input type="checkbox"/> PALO	<input type="checkbox"/>	CLS	<input checked="" type="checkbox"/> POZZ.	<input type="checkbox"/>	SCATOLA	<input type="checkbox"/> H. 11 m	
	<input type="checkbox"/> CILINDRICO	<input checked="" type="checkbox"/>	FE	<input type="checkbox"/>	<input type="checkbox"/>	CLS	PVC	
	<input type="checkbox"/> RASTREMATO	<input type="checkbox"/>	PVC	<input checked="" type="checkbox"/> FE	<input type="checkbox"/>	FE	<input type="checkbox"/> AcZn	
	<input checked="" type="checkbox"/> CONICO	<input type="checkbox"/>	LEGNO	<input type="checkbox"/>	<input type="checkbox"/>	PVC	INCASSO	
							ESTERNA	
							<input checked="" type="checkbox"/> VERN.	
<b>IDENTIFICAZIONE</b>		<b>CARATT.ELETTRICHE</b>			<b>POSIZIONE</b>		<b>CONDIZIONI</b>	
COORD. GPS		<input type="checkbox"/> IP	<input type="checkbox"/>	<input checked="" type="checkbox"/> SEDE STRADALE	BANCHINA		SOSTEGNO	
MARCA		CLASSE	1		MARCIAPIEDE		<input type="checkbox"/> - <input checked="" type="checkbox"/>	
TIPO		CUT OFF			ALTRO		<input type="checkbox"/> x	
QUADRO		SEMI CUT OFF	<input checked="" type="checkbox"/>	Note:			DIFFUSORE	
Note:		LINEA					<input type="checkbox"/> - <input checked="" type="checkbox"/>	
		SEZ.					<input type="checkbox"/> x	
		<input checked="" type="checkbox"/> PE					GENERALE	
							<input type="checkbox"/> - <input checked="" type="checkbox"/>	
							<input type="checkbox"/> x	
COD.	366	VIA Località Asola						
	<b>CARATT.MECCANICHE</b>			<b>POSA</b>		<b>DIMENSIONI</b>		
	<input type="checkbox"/> PALO	<input type="checkbox"/>	CLS	<input checked="" type="checkbox"/> POZZ.	<input type="checkbox"/>	SCATOLA	<input type="checkbox"/> H. 11 m	
	<input type="checkbox"/> CILINDRICO	<input checked="" type="checkbox"/>	FE	<input type="checkbox"/>	<input type="checkbox"/>	CLS	PVC	
	<input checked="" type="checkbox"/> RASTREMATO	<input type="checkbox"/>	PVC	<input checked="" type="checkbox"/> FE	<input type="checkbox"/>	FE	<input checked="" type="checkbox"/> AcZn	
	<input type="checkbox"/> CONICO	<input type="checkbox"/>	LEGNO	<input type="checkbox"/>	<input type="checkbox"/>	PVC	INCASSO	
							ESTERNA	
							<input type="checkbox"/> VERN.	
<b>IDENTIFICAZIONE</b>		<b>CARATT.ELETTRICHE</b>			<b>POSIZIONE</b>		<b>CONDIZIONI</b>	
COORD. GPS		<input type="checkbox"/> IP	<input type="checkbox"/>	<input checked="" type="checkbox"/> SEDE STRADALE	BANCHINA		SOSTEGNO	
MARCA		CLASSE	1		MARCIAPIEDE		<input type="checkbox"/> - <input checked="" type="checkbox"/>	
TIPO		CUT OFF			ALTRO		<input type="checkbox"/> x	
QUADRO		SEMI CUT OFF	<input checked="" type="checkbox"/>	Note:			DIFFUSORE	
Note:		LINEA					<input type="checkbox"/> - <input checked="" type="checkbox"/>	
		SEZ.					<input type="checkbox"/> x	
		<input checked="" type="checkbox"/> PE					GENERALE	
							<input type="checkbox"/> - <input checked="" type="checkbox"/>	
							<input type="checkbox"/> x	

<b>00</b>	PIANO REGOLATORE DELL'ILLUMINAZIONE COMUNALE – PRIC – DEL COMUNE DI SCURELLE (TN)	<i>censimento</i>	
<b>SEZ</b>		Pag. 127 di 143	25_09_rel.doc

COD.	367	VIA		Località Asola																																															
	<b>CARATT.MECCANICHE</b> <table border="1"> <tr><td>PALO</td><td></td><td>CLS</td></tr> <tr><td>CILINDRICO</td><td>x</td><td>FE</td></tr> <tr><td>RASTREMATO</td><td></td><td>PVC</td></tr> <tr><td>CONICO</td><td></td><td>LEGNO</td></tr> </table>		PALO		CLS	CILINDRICO	x	FE	RASTREMATO		PVC	CONICO		LEGNO	<b>POSA</b> <table border="1"> <tr><td>POZZ.</td><td>SCATOLA</td></tr> <tr><td>CLS</td><td>PVC</td></tr> <tr><td>FE</td><td>FE</td></tr> <tr><td>PVC</td><td>INCASSO</td></tr> <tr><td></td><td>ESTERNA</td></tr> </table>		POZZ.	SCATOLA	CLS	PVC	FE	FE	PVC	INCASSO		ESTERNA	<b>DIMENSIONI</b> <table border="1"> <tr><td>H.</td><td>11 m</td></tr> <tr><td>L.</td><td></td></tr> <tr><td>x AcZn</td><td></td></tr> <tr><td>VERN.</td><td></td></tr> </table>		H.	11 m	L.		x AcZn		VERN.																
	PALO		CLS																																																
CILINDRICO	x	FE																																																	
RASTREMATO		PVC																																																	
CONICO		LEGNO																																																	
POZZ.	SCATOLA																																																		
CLS	PVC																																																		
FE	FE																																																		
PVC	INCASSO																																																		
	ESTERNA																																																		
H.	11 m																																																		
L.																																																			
x AcZn																																																			
VERN.																																																			
<b>IDENTIFICAZIONE</b> <table border="1"> <tr><td colspan="2">COORD. GPS</td></tr> <tr><td>MARCA</td><td></td></tr> <tr><td>TIPO</td><td></td></tr> <tr><td>QUADRO</td><td></td></tr> </table> <p>Note:</p>		COORD. GPS		MARCA		TIPO		QUADRO		<b>CARATT.ELETTRICHE</b> <table border="1"> <tr><td>IP</td><td></td></tr> <tr><td>CLASSE</td><td>1</td></tr> <tr><td>CUT OFF</td><td></td></tr> <tr><td>SEMI CUT OFF</td><td>x</td></tr> <tr><td>LINEA</td><td></td></tr> <tr><td>SEZ.</td><td></td></tr> <tr><td>x PE</td><td></td></tr> </table>		IP		CLASSE	1	CUT OFF		SEMI CUT OFF	x	LINEA		SEZ.		x PE		<b>POSIZIONE</b> <table border="1"> <tr><td>x SEDE STRADALE</td></tr> <tr><td>BANCHINA</td></tr> <tr><td>MARCIAPIEDE</td></tr> <tr><td>ALTRO</td></tr> </table> <p>Note:</p>		x SEDE STRADALE	BANCHINA	MARCIAPIEDE	ALTRO	<b>CONDIZIONI</b> <table border="1"> <tr><td colspan="2">SOSTEGNO</td></tr> <tr><td>☐</td><td>- ☐</td></tr> <tr><td></td><td>x</td></tr> <tr><td colspan="2">DIFFUSORE</td></tr> <tr><td>☐</td><td>- ☐</td></tr> <tr><td></td><td>x</td></tr> <tr><td colspan="2">GENERALE</td></tr> <tr><td>☐</td><td>- ☐</td></tr> <tr><td></td><td>x</td></tr> </table>		SOSTEGNO		☐	- ☐		x	DIFFUSORE		☐	- ☐		x	GENERALE		☐	- ☐		x
COORD. GPS																																																			
MARCA																																																			
TIPO																																																			
QUADRO																																																			
IP																																																			
CLASSE	1																																																		
CUT OFF																																																			
SEMI CUT OFF	x																																																		
LINEA																																																			
SEZ.																																																			
x PE																																																			
x SEDE STRADALE																																																			
BANCHINA																																																			
MARCIAPIEDE																																																			
ALTRO																																																			
SOSTEGNO																																																			
☐	- ☐																																																		
	x																																																		
DIFFUSORE																																																			
☐	- ☐																																																		
	x																																																		
GENERALE																																																			
☐	- ☐																																																		
	x																																																		
COD.	368	VIA		Località Asola																																															
	<b>CARATT.MECCANICHE</b> <table border="1"> <tr><td>PALO</td><td></td><td>CLS</td></tr> <tr><td>CILINDRICO</td><td>x</td><td>FE</td></tr> <tr><td>RASTREMATO</td><td></td><td>PVC</td></tr> <tr><td>CONICO</td><td></td><td>LEGNO</td></tr> </table>		PALO		CLS	CILINDRICO	x	FE	RASTREMATO		PVC	CONICO		LEGNO	<b>POSA</b> <table border="1"> <tr><td>POZZ.</td><td>SCATOLA</td></tr> <tr><td>CLS</td><td>PVC</td></tr> <tr><td>FE</td><td>FE</td></tr> <tr><td>PVC</td><td>INCASSO</td></tr> <tr><td></td><td>ESTERNA</td></tr> </table>		POZZ.	SCATOLA	CLS	PVC	FE	FE	PVC	INCASSO		ESTERNA	<b>DIMENSIONI</b> <table border="1"> <tr><td>H.</td><td>11 m</td></tr> <tr><td>L.</td><td></td></tr> <tr><td>x AcZn</td><td></td></tr> <tr><td>VERN.</td><td></td></tr> </table>		H.	11 m	L.		x AcZn		VERN.																
	PALO		CLS																																																
CILINDRICO	x	FE																																																	
RASTREMATO		PVC																																																	
CONICO		LEGNO																																																	
POZZ.	SCATOLA																																																		
CLS	PVC																																																		
FE	FE																																																		
PVC	INCASSO																																																		
	ESTERNA																																																		
H.	11 m																																																		
L.																																																			
x AcZn																																																			
VERN.																																																			
<b>IDENTIFICAZIONE</b> <table border="1"> <tr><td colspan="2">COORD. GPS</td></tr> <tr><td>MARCA</td><td></td></tr> <tr><td>TIPO</td><td></td></tr> <tr><td>QUADRO</td><td></td></tr> </table> <p>Note:</p>		COORD. GPS		MARCA		TIPO		QUADRO		<b>CARATT.ELETTRICHE</b> <table border="1"> <tr><td>IP</td><td></td></tr> <tr><td>CLASSE</td><td>1</td></tr> <tr><td>CUT OFF</td><td></td></tr> <tr><td>SEMI CUT OFF</td><td>x</td></tr> <tr><td>LINEA</td><td></td></tr> <tr><td>SEZ.</td><td></td></tr> <tr><td>x PE</td><td></td></tr> </table>		IP		CLASSE	1	CUT OFF		SEMI CUT OFF	x	LINEA		SEZ.		x PE		<b>POSIZIONE</b> <table border="1"> <tr><td>x SEDE STRADALE</td></tr> <tr><td>BANCHINA</td></tr> <tr><td>MARCIAPIEDE</td></tr> <tr><td>ALTRO</td></tr> </table> <p>Note:</p>		x SEDE STRADALE	BANCHINA	MARCIAPIEDE	ALTRO	<b>CONDIZIONI</b> <table border="1"> <tr><td colspan="2">SOSTEGNO</td></tr> <tr><td>☐</td><td>- ☐</td></tr> <tr><td></td><td>x</td></tr> <tr><td colspan="2">DIFFUSORE</td></tr> <tr><td>☐</td><td>- ☐</td></tr> <tr><td></td><td>x</td></tr> <tr><td colspan="2">GENERALE</td></tr> <tr><td>☐</td><td>- ☐</td></tr> <tr><td></td><td>x</td></tr> </table>		SOSTEGNO		☐	- ☐		x	DIFFUSORE		☐	- ☐		x	GENERALE		☐	- ☐		x
COORD. GPS																																																			
MARCA																																																			
TIPO																																																			
QUADRO																																																			
IP																																																			
CLASSE	1																																																		
CUT OFF																																																			
SEMI CUT OFF	x																																																		
LINEA																																																			
SEZ.																																																			
x PE																																																			
x SEDE STRADALE																																																			
BANCHINA																																																			
MARCIAPIEDE																																																			
ALTRO																																																			
SOSTEGNO																																																			
☐	- ☐																																																		
	x																																																		
DIFFUSORE																																																			
☐	- ☐																																																		
	x																																																		
GENERALE																																																			
☐	- ☐																																																		
	x																																																		
COD.	369	VIA		Località Asola																																															
	<b>CARATT.MECCANICHE</b> <table border="1"> <tr><td>PALO</td><td></td><td>CLS</td></tr> <tr><td>CILINDRICO</td><td>x</td><td>FE</td></tr> <tr><td>RASTREMATO</td><td></td><td>PVC</td></tr> <tr><td>CONICO</td><td></td><td>LEGNO</td></tr> </table>		PALO		CLS	CILINDRICO	x	FE	RASTREMATO		PVC	CONICO		LEGNO	<b>POSA</b> <table border="1"> <tr><td>POZZ.</td><td>SCATOLA</td></tr> <tr><td>CLS</td><td>PVC</td></tr> <tr><td>FE</td><td>FE</td></tr> <tr><td>PVC</td><td>INCASSO</td></tr> <tr><td></td><td>ESTERNA</td></tr> </table>		POZZ.	SCATOLA	CLS	PVC	FE	FE	PVC	INCASSO		ESTERNA	<b>DIMENSIONI</b> <table border="1"> <tr><td>H.</td><td>11 m</td></tr> <tr><td>L.</td><td></td></tr> <tr><td>x AcZn</td><td></td></tr> <tr><td>VERN.</td><td></td></tr> </table>		H.	11 m	L.		x AcZn		VERN.																
	PALO		CLS																																																
CILINDRICO	x	FE																																																	
RASTREMATO		PVC																																																	
CONICO		LEGNO																																																	
POZZ.	SCATOLA																																																		
CLS	PVC																																																		
FE	FE																																																		
PVC	INCASSO																																																		
	ESTERNA																																																		
H.	11 m																																																		
L.																																																			
x AcZn																																																			
VERN.																																																			
<b>IDENTIFICAZIONE</b> <table border="1"> <tr><td colspan="2">COORD. GPS</td></tr> <tr><td>MARCA</td><td></td></tr> <tr><td>TIPO</td><td></td></tr> <tr><td>QUADRO</td><td></td></tr> </table> <p>Note:</p>		COORD. GPS		MARCA		TIPO		QUADRO		<b>CARATT.ELETTRICHE</b> <table border="1"> <tr><td>IP</td><td></td></tr> <tr><td>CLASSE</td><td>1</td></tr> <tr><td>CUT OFF</td><td></td></tr> <tr><td>SEMI CUT OFF</td><td>x</td></tr> <tr><td>LINEA</td><td></td></tr> <tr><td>SEZ.</td><td></td></tr> <tr><td>x PE</td><td></td></tr> </table>		IP		CLASSE	1	CUT OFF		SEMI CUT OFF	x	LINEA		SEZ.		x PE		<b>POSIZIONE</b> <table border="1"> <tr><td>x SEDE STRADALE</td></tr> <tr><td>BANCHINA</td></tr> <tr><td>MARCIAPIEDE</td></tr> <tr><td>ALTRO</td></tr> </table> <p>Note:</p>		x SEDE STRADALE	BANCHINA	MARCIAPIEDE	ALTRO	<b>CONDIZIONI</b> <table border="1"> <tr><td colspan="2">SOSTEGNO</td></tr> <tr><td>☐</td><td>- ☐</td></tr> <tr><td></td><td>x</td></tr> <tr><td colspan="2">DIFFUSORE</td></tr> <tr><td>☐</td><td>- ☐</td></tr> <tr><td></td><td>x</td></tr> <tr><td colspan="2">GENERALE</td></tr> <tr><td>☐</td><td>- ☐</td></tr> <tr><td></td><td>x</td></tr> </table>		SOSTEGNO		☐	- ☐		x	DIFFUSORE		☐	- ☐		x	GENERALE		☐	- ☐		x
COORD. GPS																																																			
MARCA																																																			
TIPO																																																			
QUADRO																																																			
IP																																																			
CLASSE	1																																																		
CUT OFF																																																			
SEMI CUT OFF	x																																																		
LINEA																																																			
SEZ.																																																			
x PE																																																			
x SEDE STRADALE																																																			
BANCHINA																																																			
MARCIAPIEDE																																																			
ALTRO																																																			
SOSTEGNO																																																			
☐	- ☐																																																		
	x																																																		
DIFFUSORE																																																			
☐	- ☐																																																		
	x																																																		
GENERALE																																																			
☐	- ☐																																																		
	x																																																		

<b>00</b>	PIANO REGOLATORE DELL'ILLUMINAZIONE COMUNALE – PRIC – DEL COMUNE DI SCURELLE (TN)	<i>censimento</i>	
<b>SEZ</b>		Pag. 128 di 143	25_09_rel.doc




COD.	370	VIA		Località Asola			
	<b>CARATT.MECCANICHE</b>		<b>POSA</b>		<b>DIMENSIONI</b>		
	<input type="checkbox"/> PALO	<input type="checkbox"/> CLS	<input type="checkbox"/> POZZ.	<input type="checkbox"/> SCATOLA	<input type="checkbox"/> H.	11 m	
	<input type="checkbox"/> CILINDRICO	<input checked="" type="checkbox"/> FE	<input type="checkbox"/> CLS	<input type="checkbox"/> PVC	<input type="checkbox"/> L.		
	<input checked="" type="checkbox"/> RASTREMATO	<input type="checkbox"/> PVC	<input type="checkbox"/> FE	<input type="checkbox"/> FE	<input checked="" type="checkbox"/> AcZn		
	<input type="checkbox"/> CONICO	<input type="checkbox"/> LEGNO	<input type="checkbox"/> PVC	<input type="checkbox"/> INCASSO	<input type="checkbox"/> VERN.		
				<input type="checkbox"/> ESTERNA			
<b>IDENTIFICAZIONE</b>		<b>CARATT.ELETTRICHE</b>		<b>POSIZIONE</b>		<b>CONDIZIONI</b>	
COORD. GPS		<input type="checkbox"/> IP		<input checked="" type="checkbox"/> SEDE STRADALE		SOSTEGNO	
MARCA		<input type="checkbox"/> CLASSE		<input type="checkbox"/> BANCHINA		<input type="checkbox"/> - <input type="checkbox"/>	
TIPO		<input type="checkbox"/> CUT OFF		<input type="checkbox"/> MARCIAPIEDE		<input type="checkbox"/> x	
QUADRO		<input type="checkbox"/> SEMI CUT OFF		<input type="checkbox"/> ALTRO		DIFFUSORE	
Note:		<input type="checkbox"/> LINEA		Note:		<input type="checkbox"/> - <input type="checkbox"/>	
		<input type="checkbox"/> SEZ.				<input type="checkbox"/> x	
		<input checked="" type="checkbox"/> PE				GENERALE	
						<input type="checkbox"/> - <input type="checkbox"/>	
						<input type="checkbox"/> x	
COD.	371	VIA		Località Asola			
	<b>CARATT.MECCANICHE</b>		<b>POSA</b>		<b>DIMENSIONI</b>		
	<input type="checkbox"/> PALO	<input type="checkbox"/> CLS	<input checked="" type="checkbox"/> POZZ.	<input type="checkbox"/> SCATOLA	<input type="checkbox"/> H.	11 m	
	<input type="checkbox"/> CILINDRICO	<input checked="" type="checkbox"/> FE	<input type="checkbox"/> CLS	<input type="checkbox"/> PVC	<input type="checkbox"/> L.		
	<input checked="" type="checkbox"/> RASTREMATO	<input type="checkbox"/> PVC	<input checked="" type="checkbox"/> FE	<input type="checkbox"/> FE	<input checked="" type="checkbox"/> AcZn		
	<input type="checkbox"/> CONICO	<input type="checkbox"/> LEGNO	<input type="checkbox"/> PVC	<input type="checkbox"/> INCASSO	<input type="checkbox"/> VERN.		
				<input type="checkbox"/> ESTERNA			
<b>IDENTIFICAZIONE</b>		<b>CARATT.ELETTRICHE</b>		<b>POSIZIONE</b>		<b>CONDIZIONI</b>	
COORD. GPS		<input type="checkbox"/> IP		<input checked="" type="checkbox"/> SEDE STRADALE		SOSTEGNO	
MARCA		<input type="checkbox"/> CLASSE		<input type="checkbox"/> BANCHINA		<input type="checkbox"/> - <input type="checkbox"/>	
TIPO		<input type="checkbox"/> CUT OFF		<input type="checkbox"/> MARCIAPIEDE		<input type="checkbox"/> x	
QUADRO		<input type="checkbox"/> SEMI CUT OFF		<input type="checkbox"/> ALTRO		DIFFUSORE	
Note:		<input type="checkbox"/> LINEA		Note:		<input type="checkbox"/> - <input type="checkbox"/>	
		<input type="checkbox"/> SEZ.				<input type="checkbox"/> x	
		<input checked="" type="checkbox"/> PE				GENERALE	
						<input type="checkbox"/> - <input type="checkbox"/>	
						<input type="checkbox"/> x	
COD.	372	VIA		Località Asola			
	<b>CARATT.MECCANICHE</b>		<b>POSA</b>		<b>DIMENSIONI</b>		
	<input type="checkbox"/> PALO	<input type="checkbox"/> CLS	<input checked="" type="checkbox"/> POZZ.	<input type="checkbox"/> SCATOLA	<input type="checkbox"/> H.	11 m	
	<input type="checkbox"/> CILINDRICO	<input checked="" type="checkbox"/> FE	<input type="checkbox"/> CLS	<input type="checkbox"/> PVC	<input type="checkbox"/> L.		
	<input checked="" type="checkbox"/> RASTREMATO	<input type="checkbox"/> PVC	<input checked="" type="checkbox"/> FE	<input type="checkbox"/> FE	<input checked="" type="checkbox"/> AcZn		
	<input type="checkbox"/> CONICO	<input type="checkbox"/> LEGNO	<input type="checkbox"/> PVC	<input type="checkbox"/> INCASSO	<input type="checkbox"/> VERN.		
				<input type="checkbox"/> ESTERNA			
<b>IDENTIFICAZIONE</b>		<b>CARATT.ELETTRICHE</b>		<b>POSIZIONE</b>		<b>CONDIZIONI</b>	
COORD. GPS		<input type="checkbox"/> IP		<input checked="" type="checkbox"/> SEDE STRADALE		SOSTEGNO	
MARCA		<input type="checkbox"/> CLASSE		<input type="checkbox"/> BANCHINA		<input type="checkbox"/> - <input type="checkbox"/>	
TIPO		<input type="checkbox"/> CUT OFF		<input type="checkbox"/> MARCIAPIEDE		<input type="checkbox"/> x	
QUADRO		<input type="checkbox"/> SEMI CUT OFF		<input type="checkbox"/> ALTRO		DIFFUSORE	
Note:		<input type="checkbox"/> LINEA		Note:		<input type="checkbox"/> - <input type="checkbox"/>	
		<input type="checkbox"/> SEZ.				<input type="checkbox"/> x	
		<input checked="" type="checkbox"/> PE				GENERALE	
						<input type="checkbox"/> - <input type="checkbox"/>	
						<input type="checkbox"/> x	



<b>00</b>	PIANO REGOLATORE DELL'ILLUMINAZIONE COMUNALE – PRIC – DEL COMUNE DI SCURELLE (TN)	<i>censimento</i>	
<b>SEZ</b>		Pag. 129 di 143	25_09_rel.doc

COD.	373	VIA		Località Asola			
	<b>CARATT.MECCANICHE</b>		<b>POSA</b>		<b>DIMENSIONI</b>		
	<input type="checkbox"/> PALO	<input type="checkbox"/> CLS	<input checked="" type="checkbox"/> POZZ.	<input type="checkbox"/> SCATOLA	<input type="checkbox"/> H.	<input type="checkbox"/> L.	11 m
	<input type="checkbox"/> CILINDRICO	<input checked="" type="checkbox"/> FE	<input type="checkbox"/> CLS	<input type="checkbox"/> PVC	<input type="checkbox"/> L.		
	<input checked="" type="checkbox"/> RASTREMATO	<input type="checkbox"/> PVC	<input checked="" type="checkbox"/> FE	<input type="checkbox"/> FE	<input checked="" type="checkbox"/> AcZn		
	<input type="checkbox"/> CONICO	<input type="checkbox"/> LEGNO	<input type="checkbox"/> PVC	<input type="checkbox"/> INCASSO	<input type="checkbox"/> VERN.		
				<input type="checkbox"/> ESTERNA			
<b>IDENTIFICAZIONE</b>		<b>CARATT.ELETTRICHE</b>		<b>POSIZIONE</b>		<b>CONDIZIONI</b>	
COORD. GPS		IP		<input checked="" type="checkbox"/> SEDE STRADALE		SOSTEGNO	
MARCA		CLASSE 1		BANCHINA		<input type="checkbox"/> - <input checked="" type="checkbox"/>	
TIPO		CUT OFF		MARCIAPIEDE		<input type="checkbox"/> x	
QUADRO		SEMI CUT OFF <input checked="" type="checkbox"/>		ALTRO		DIFFUSORE	
Note:		LINEA		Note:		<input type="checkbox"/> - <input checked="" type="checkbox"/>	
		SEZ.				<input type="checkbox"/> x	
		<input checked="" type="checkbox"/> PE				GENERALE	
						<input type="checkbox"/> - <input checked="" type="checkbox"/>	
						<input type="checkbox"/> x	
COD.	374	VIA		Località Asola			
	<b>CARATT.MECCANICHE</b>		<b>POSA</b>		<b>DIMENSIONI</b>		
	<input type="checkbox"/> PALO	<input type="checkbox"/> CLS	<input checked="" type="checkbox"/> POZZ.	<input type="checkbox"/> SCATOLA	<input type="checkbox"/> H.	<input type="checkbox"/> L.	11 m
	<input type="checkbox"/> CILINDRICO	<input checked="" type="checkbox"/> FE	<input type="checkbox"/> CLS	<input type="checkbox"/> PVC	<input type="checkbox"/> L.		
	<input checked="" type="checkbox"/> RASTREMATO	<input type="checkbox"/> PVC	<input checked="" type="checkbox"/> FE	<input type="checkbox"/> FE	<input checked="" type="checkbox"/> AcZn		
	<input type="checkbox"/> CONICO	<input type="checkbox"/> LEGNO	<input type="checkbox"/> PVC	<input type="checkbox"/> INCASSO	<input type="checkbox"/> VERN.		
				<input type="checkbox"/> ESTERNA			
<b>IDENTIFICAZIONE</b>		<b>CARATT.ELETTRICHE</b>		<b>POSIZIONE</b>		<b>CONDIZIONI</b>	
COORD. GPS		IP		<input checked="" type="checkbox"/> SEDE STRADALE		SOSTEGNO	
MARCA		CLASSE 1		BANCHINA		<input type="checkbox"/> - <input checked="" type="checkbox"/>	
TIPO		CUT OFF		MARCIAPIEDE		<input type="checkbox"/> x	
QUADRO		SEMI CUT OFF <input checked="" type="checkbox"/>		ALTRO		DIFFUSORE	
Note:		LINEA		Note:		<input type="checkbox"/> - <input checked="" type="checkbox"/>	
		SEZ.				<input type="checkbox"/> x	
		<input checked="" type="checkbox"/> PE				GENERALE	
						<input type="checkbox"/> - <input checked="" type="checkbox"/>	
						<input type="checkbox"/> x	
COD.	375	VIA		Località Asola			
	<b>CARATT.MECCANICHE</b>		<b>POSA</b>		<b>DIMENSIONI</b>		
	<input type="checkbox"/> PALO	<input type="checkbox"/> CLS	<input checked="" type="checkbox"/> POZZ.	<input type="checkbox"/> SCATOLA	<input type="checkbox"/> H.	<input type="checkbox"/> L.	11 m
	<input type="checkbox"/> CILINDRICO	<input checked="" type="checkbox"/> FE	<input type="checkbox"/> CLS	<input type="checkbox"/> PVC	<input type="checkbox"/> L.		
	<input checked="" type="checkbox"/> RASTREMATO	<input type="checkbox"/> PVC	<input checked="" type="checkbox"/> FE	<input type="checkbox"/> FE	<input checked="" type="checkbox"/> AcZn		
	<input type="checkbox"/> CONICO	<input type="checkbox"/> LEGNO	<input type="checkbox"/> PVC	<input type="checkbox"/> INCASSO	<input type="checkbox"/> VERN.		
				<input type="checkbox"/> ESTERNA			
<b>IDENTIFICAZIONE</b>		<b>CARATT.ELETTRICHE</b>		<b>POSIZIONE</b>		<b>CONDIZIONI</b>	
COORD. GPS		IP		<input checked="" type="checkbox"/> SEDE STRADALE		SOSTEGNO	
MARCA		CLASSE 1		BANCHINA		<input type="checkbox"/> - <input checked="" type="checkbox"/>	
TIPO		CUT OFF		MARCIAPIEDE		<input type="checkbox"/> x	
QUADRO		SEMI CUT OFF <input checked="" type="checkbox"/>		ALTRO		DIFFUSORE	
Note:		LINEA		Note:		<input type="checkbox"/> - <input checked="" type="checkbox"/>	
		SEZ.				<input type="checkbox"/> x	
		<input checked="" type="checkbox"/> PE				GENERALE	
						<input type="checkbox"/> - <input checked="" type="checkbox"/>	
						<input type="checkbox"/> x	




<b>00</b>	PIANO REGOLATORE DELL'ILLUMINAZIONE COMUNALE – PRIC – DEL COMUNE DI SCURELLE (TN)	<i>censimento</i>	
<b>SEZ</b>		Pag. 130 di 143	25_09_rel.doc

COD.	376	VIA		Località Asola							
	<b>CARATT.MECCANICHE</b>		<b>POSA</b>		<b>DIMENSIONI</b>						
	<input type="checkbox"/>	PALO	<input type="checkbox"/>	CLS	<input type="checkbox"/>	POZZ.	<input type="checkbox"/>	SCATOLA	<input type="checkbox"/>	H.	11 m
	<input type="checkbox"/>	CILINDRICO	<input checked="" type="checkbox"/>	FE	<input type="checkbox"/>	CLS	<input type="checkbox"/>	PVC	<input type="checkbox"/>	L.	
	<input checked="" type="checkbox"/>	RASTREMATO	<input type="checkbox"/>	PVC	<input type="checkbox"/>	FE	<input type="checkbox"/>	FE	<input checked="" type="checkbox"/>	AcZn	
	<input type="checkbox"/>	CONICO	<input type="checkbox"/>	LEGNO	<input type="checkbox"/>	PVC	<input type="checkbox"/>	INCASSO	<input type="checkbox"/>	VERN.	
	<input type="checkbox"/>		<input type="checkbox"/>		<input type="checkbox"/>		<input type="checkbox"/>	ESTERNA	<input type="checkbox"/>		
<b>IDENTIFICAZIONE</b>		<b>CARATT.ELETTRICHE</b>		<b>POSIZIONE</b>		<b>CONDIZIONI</b>					
COORD. GPS		<input type="checkbox"/>	IP	<input checked="" type="checkbox"/>	SEDE STRADALE	SOSTEGNO					
MARCA		<input type="checkbox"/>	CLASSE	1	<input type="checkbox"/>	BANCHINA	<input type="checkbox"/>	-	<input checked="" type="checkbox"/>		
TIPO		<input type="checkbox"/>	CUT OFF		<input type="checkbox"/>	MARCIAPIEDE	DIFFUSORE				
QUADRO		<input type="checkbox"/>	SEMI CUT OFF	<input checked="" type="checkbox"/>	<input type="checkbox"/>	ALTRO	<input type="checkbox"/>	-	<input checked="" type="checkbox"/>		
Note: doppio		<input type="checkbox"/>	LINEA		Note:	<input type="checkbox"/>		<input checked="" type="checkbox"/>			
		<input type="checkbox"/>	SEZ.			GENERALE					
		<input checked="" type="checkbox"/>	PE			<input type="checkbox"/>	-	<input checked="" type="checkbox"/>			
						<input type="checkbox"/>		<input checked="" type="checkbox"/>			
COD.	377	VIA		Località Asola							
	<b>CARATT.MECCANICHE</b>		<b>POSA</b>		<b>DIMENSIONI</b>						
	<input type="checkbox"/>	PALO	<input type="checkbox"/>	CLS	<input checked="" type="checkbox"/>	POZZ.	<input type="checkbox"/>	SCATOLA	<input type="checkbox"/>	H.	11 m
	<input type="checkbox"/>	CILINDRICO	<input checked="" type="checkbox"/>	FE	<input type="checkbox"/>	CLS	<input type="checkbox"/>	PVC	<input type="checkbox"/>	L.	
	<input checked="" type="checkbox"/>	RASTREMATO	<input type="checkbox"/>	PVC	<input checked="" type="checkbox"/>	FE	<input type="checkbox"/>	FE	<input checked="" type="checkbox"/>	AcZn	
	<input type="checkbox"/>	CONICO	<input type="checkbox"/>	LEGNO	<input type="checkbox"/>	PVC	<input type="checkbox"/>	INCASSO	<input type="checkbox"/>	VERN.	
	<input type="checkbox"/>		<input type="checkbox"/>		<input type="checkbox"/>		<input type="checkbox"/>	ESTERNA	<input type="checkbox"/>		
<b>IDENTIFICAZIONE</b>		<b>CARATT.ELETTRICHE</b>		<b>POSIZIONE</b>		<b>CONDIZIONI</b>					
COORD. GPS		<input type="checkbox"/>	IP	<input checked="" type="checkbox"/>	SEDE STRADALE	SOSTEGNO					
MARCA		<input type="checkbox"/>	CLASSE	1	<input type="checkbox"/>	BANCHINA	<input type="checkbox"/>	-	<input checked="" type="checkbox"/>		
TIPO		<input type="checkbox"/>	CUT OFF		<input type="checkbox"/>	MARCIAPIEDE	DIFFUSORE				
QUADRO		<input type="checkbox"/>	SEMI CUT OFF	<input checked="" type="checkbox"/>	<input type="checkbox"/>	ALTRO	<input type="checkbox"/>	-	<input checked="" type="checkbox"/>		
Note:		<input type="checkbox"/>	LINEA		Note:	<input type="checkbox"/>		<input checked="" type="checkbox"/>			
		<input type="checkbox"/>	SEZ.			GENERALE					
		<input checked="" type="checkbox"/>	PE			<input type="checkbox"/>	-	<input checked="" type="checkbox"/>			
						<input type="checkbox"/>		<input checked="" type="checkbox"/>			
COD.	378	VIA		Località Asola							
	<b>CARATT.MECCANICHE</b>		<b>POSA</b>		<b>DIMENSIONI</b>						
	<input type="checkbox"/>	PALO	<input type="checkbox"/>	CLS	<input type="checkbox"/>	POZZ.	<input type="checkbox"/>	SCATOLA	<input type="checkbox"/>	H.	11 m
	<input type="checkbox"/>	CILINDRICO	<input checked="" type="checkbox"/>	FE	<input type="checkbox"/>	CLS	<input type="checkbox"/>	PVC	<input type="checkbox"/>	L.	
	<input checked="" type="checkbox"/>	RASTREMATO	<input type="checkbox"/>	PVC	<input type="checkbox"/>	FE	<input type="checkbox"/>	FE	<input checked="" type="checkbox"/>	AcZn	
	<input type="checkbox"/>	CONICO	<input type="checkbox"/>	LEGNO	<input type="checkbox"/>	PVC	<input type="checkbox"/>	INCASSO	<input type="checkbox"/>	VERN.	
	<input type="checkbox"/>		<input type="checkbox"/>		<input type="checkbox"/>		<input type="checkbox"/>	ESTERNA	<input type="checkbox"/>		
<b>IDENTIFICAZIONE</b>		<b>CARATT.ELETTRICHE</b>		<b>POSIZIONE</b>		<b>CONDIZIONI</b>					
COORD. GPS		<input type="checkbox"/>	IP	<input checked="" type="checkbox"/>	SEDE STRADALE	SOSTEGNO					
MARCA		<input type="checkbox"/>	CLASSE	1	<input type="checkbox"/>	BANCHINA	<input type="checkbox"/>	-	<input checked="" type="checkbox"/>		
TIPO		<input type="checkbox"/>	CUT OFF		<input type="checkbox"/>	MARCIAPIEDE	DIFFUSORE				
QUADRO		<input type="checkbox"/>	SEMI CUT OFF	<input checked="" type="checkbox"/>	<input type="checkbox"/>	ALTRO	<input type="checkbox"/>	-	<input checked="" type="checkbox"/>		
Note:		<input type="checkbox"/>	LINEA		Note:	<input type="checkbox"/>		<input checked="" type="checkbox"/>			
		<input type="checkbox"/>	SEZ.			GENERALE					
		<input checked="" type="checkbox"/>	PE			<input type="checkbox"/>	-	<input checked="" type="checkbox"/>			
						<input type="checkbox"/>		<input checked="" type="checkbox"/>			




<b>00</b>	PIANO REGOLATORE DELL'ILLUMINAZIONE COMUNALE – PRIC – DEL COMUNE DI SCURELLE (TN)	<i>censimento</i>	
<b>SEZ</b>		Pag. 131 di 143	25_09_rel.doc

COD.	379	VIA		Località Asola			
	<b>CARATT.MECCANICHE</b>		<b>POSA</b>		<b>DIMENSIONI</b>		
	<input type="checkbox"/> PALO	<input type="checkbox"/> CLS	<input type="checkbox"/> POZZ.	<input type="checkbox"/> SCATOLA	<input type="checkbox"/> H.	11 m	
	<input type="checkbox"/> CILINDRICO	<input checked="" type="checkbox"/> FE	<input type="checkbox"/> CLS	<input type="checkbox"/> PVC	<input type="checkbox"/> L.		
	<input checked="" type="checkbox"/> RASTREMATO	<input type="checkbox"/> PVC	<input type="checkbox"/> FE	<input type="checkbox"/> FE	<input checked="" type="checkbox"/> AcZn		
	<input type="checkbox"/> CONICO	<input type="checkbox"/> LEGNO	<input type="checkbox"/> PVC	<input type="checkbox"/> INCASSO	<input type="checkbox"/> VERN.		
				<input type="checkbox"/> ESTERNA			
<b>IDENTIFICAZIONE</b>		<b>CARATT.ELETTRICHE</b>		<b>POSIZIONE</b>		<b>CONDIZIONI</b>	
COORD. GPS		<input type="checkbox"/> IP		<input checked="" type="checkbox"/> SEDE STRADALE		SOSTEGNO	
MARCA		<input type="checkbox"/> CLASSE		<input type="checkbox"/> BANCHINA		<input type="checkbox"/> - <input type="checkbox"/>	
TIPO		<input type="checkbox"/> CUT OFF		<input type="checkbox"/> MARCIAPIEDE		<input type="checkbox"/> x	
QUADRO		<input type="checkbox"/> SEMI CUT OFF		<input type="checkbox"/> ALTRO		DIFFUSORE	
Note:		<input type="checkbox"/> LINEA		Note:		<input type="checkbox"/> - <input type="checkbox"/>	
		<input type="checkbox"/> SEZ.				<input type="checkbox"/> x	
		<input checked="" type="checkbox"/> PE				GENERALE	
						<input type="checkbox"/> - <input type="checkbox"/>	
						<input type="checkbox"/> x	
COD.	380	VIA		Località Asola			
	<b>CARATT.MECCANICHE</b>		<b>POSA</b>		<b>DIMENSIONI</b>		
	<input type="checkbox"/> PALO	<input type="checkbox"/> CLS	<input type="checkbox"/> POZZ.	<input type="checkbox"/> SCATOLA	<input type="checkbox"/> H.	11 m	
	<input type="checkbox"/> CILINDRICO	<input checked="" type="checkbox"/> FE	<input type="checkbox"/> CLS	<input type="checkbox"/> PVC	<input type="checkbox"/> L.		
	<input checked="" type="checkbox"/> RASTREMATO	<input type="checkbox"/> PVC	<input type="checkbox"/> FE	<input type="checkbox"/> FE	<input checked="" type="checkbox"/> AcZn		
	<input type="checkbox"/> CONICO	<input type="checkbox"/> LEGNO	<input type="checkbox"/> PVC	<input type="checkbox"/> INCASSO	<input type="checkbox"/> VERN.		
				<input type="checkbox"/> ESTERNA			
<b>IDENTIFICAZIONE</b>		<b>CARATT.ELETTRICHE</b>		<b>POSIZIONE</b>		<b>CONDIZIONI</b>	
COORD. GPS		<input type="checkbox"/> IP		<input checked="" type="checkbox"/> SEDE STRADALE		SOSTEGNO	
MARCA		<input type="checkbox"/> CLASSE		<input type="checkbox"/> BANCHINA		<input type="checkbox"/> - <input type="checkbox"/>	
TIPO		<input type="checkbox"/> CUT OFF		<input type="checkbox"/> MARCIAPIEDE		<input type="checkbox"/> x	
QUADRO		<input type="checkbox"/> SEMI CUT OFF		<input type="checkbox"/> ALTRO		DIFFUSORE	
Note:		<input type="checkbox"/> LINEA		Note:		<input type="checkbox"/> - <input type="checkbox"/>	
		<input type="checkbox"/> SEZ.				<input type="checkbox"/> x	
		<input checked="" type="checkbox"/> PE				GENERALE	
						<input type="checkbox"/> - <input type="checkbox"/>	
						<input type="checkbox"/> x	
COD.	381	VIA		Località Asola (rotatoria)			
	<b>CARATT.MECCANICHE</b>		<b>POSA</b>		<b>DIMENSIONI</b>		
	<input type="checkbox"/> PALO	<input type="checkbox"/> CLS	<input type="checkbox"/> POZZ.	<input type="checkbox"/> SCATOLA	<input type="checkbox"/> H.	25 m	
	<input type="checkbox"/> CILINDRICO	<input checked="" type="checkbox"/> FE	<input type="checkbox"/> CLS	<input type="checkbox"/> PVC	<input type="checkbox"/> L.		
	<input type="checkbox"/> RASTREMATO	<input type="checkbox"/> PVC	<input type="checkbox"/> FE	<input type="checkbox"/> FE	<input checked="" type="checkbox"/> AcZn		
	<input checked="" type="checkbox"/> CONICO	<input type="checkbox"/> LEGNO	<input type="checkbox"/> PVC	<input type="checkbox"/> INCASSO	<input type="checkbox"/> VERN.		
				<input type="checkbox"/> ESTERNA			
<b>IDENTIFICAZIONE</b>		<b>CARATT.ELETTRICHE</b>		<b>POSIZIONE</b>		<b>CONDIZIONI</b>	
COORD. GPS		<input type="checkbox"/> IP		<input checked="" type="checkbox"/> SEDE STRADALE		SOSTEGNO	
MARCA		<input type="checkbox"/> CLASSE		<input type="checkbox"/> BANCHINA		<input type="checkbox"/> - <input type="checkbox"/>	
TIPO		<input type="checkbox"/> CUT OFF		<input type="checkbox"/> MARCIAPIEDE		<input type="checkbox"/> x	
QUADRO		<input type="checkbox"/> SEMI CUT OFF		<input type="checkbox"/> ALTRO		DIFFUSORE	
Note:		<input type="checkbox"/> LINEA		Note:		<input type="checkbox"/> - <input type="checkbox"/>	
6 proiettori		<input type="checkbox"/> SEZ.				<input type="checkbox"/> x	
		<input checked="" type="checkbox"/> PE				GENERALE	
						<input type="checkbox"/> - <input type="checkbox"/>	
						<input type="checkbox"/> x	


<b>00</b>	PIANO REGOLATORE DELL'ILLUMINAZIONE COMUNALE – PRIC – DEL COMUNE DI SCURELLE (TN)	<i>censimento</i>	
<b>SEZ</b>		Pag. 132 di 143	25_09_rel.doc


COD.	382	VIA		Località Lagarine								
	<b>CARATT.MECCANICHE</b>		<b>POSA</b>		<b>DIMENSIONI</b>							
	<input type="checkbox"/>	PALO	<input type="checkbox"/>	CLS	<input checked="" type="checkbox"/>	POZZ.	<input type="checkbox"/>	SCATOLA	<input type="checkbox"/>	H.	9 m	
	<input type="checkbox"/>	CILINDRICO	<input checked="" type="checkbox"/>	FE		<input type="checkbox"/>	CLS	<input type="checkbox"/>	PVC	<input type="checkbox"/>	L.	
	<input checked="" type="checkbox"/>	RASTREMATO	<input type="checkbox"/>	PVC	<input checked="" type="checkbox"/>	<input type="checkbox"/>	FE	<input type="checkbox"/>	FE	<input type="checkbox"/>	AcZn	
	<input type="checkbox"/>	CONICO	<input type="checkbox"/>	LEGNO		<input type="checkbox"/>	PVC	<input type="checkbox"/>	INCASSO	<input checked="" type="checkbox"/>	VERN.	
	<input type="checkbox"/>		<input type="checkbox"/>			<input type="checkbox"/>		<input type="checkbox"/>	ESTERNA	<input type="checkbox"/>		
<b>IDENTIFICAZIONE</b>		<b>CARATT.ELETTRICHE</b>		<b>POSIZIONE</b>		<b>CONDIZIONI</b>						
COORD. GPS		IP		<input checked="" type="checkbox"/> SEDE STRADALE		SOSTEGNO						
MARCA		CLASSE 1		BANCHINA		☐ - ☐						
TIPO		CUT OFF		MARCIAPIEDE		☐ x						
QUADRO		SEMI CUT OFF <input checked="" type="checkbox"/>		ALTRO		DIFFUSORE						
Note: Curvo		LINEA		Note:		☐ - ☐						
		SEZ.				☐ x						
		<input checked="" type="checkbox"/> PE				GENERALE						
						☐ - ☐						
						☐ x						
COD.	383	VIA		Località Lagarine								
	<b>CARATT.MECCANICHE</b>		<b>POSA</b>		<b>DIMENSIONI</b>							
	<input type="checkbox"/>	PALO	<input type="checkbox"/>	CLS	<input checked="" type="checkbox"/>	POZZ.	<input type="checkbox"/>	SCATOLA	<input type="checkbox"/>	H.	9 m	
	<input type="checkbox"/>	CILINDRICO	<input checked="" type="checkbox"/>	FE		<input type="checkbox"/>	CLS	<input type="checkbox"/>	PVC	<input type="checkbox"/>	L.	
	<input checked="" type="checkbox"/>	RASTREMATO	<input type="checkbox"/>	PVC	<input checked="" type="checkbox"/>	<input type="checkbox"/>	FE	<input type="checkbox"/>	FE	<input type="checkbox"/>	AcZn	
	<input type="checkbox"/>	CONICO	<input type="checkbox"/>	LEGNO		<input type="checkbox"/>	PVC	<input type="checkbox"/>	INCASSO	<input checked="" type="checkbox"/>	VERN.	
	<input type="checkbox"/>		<input type="checkbox"/>			<input type="checkbox"/>		<input type="checkbox"/>	ESTERNA	<input type="checkbox"/>		
<b>IDENTIFICAZIONE</b>		<b>CARATT.ELETTRICHE</b>		<b>POSIZIONE</b>		<b>CONDIZIONI</b>						
COORD. GPS		IP		<input checked="" type="checkbox"/> SEDE STRADALE		SOSTEGNO						
MARCA		CLASSE 1		BANCHINA		☐ - ☐						
TIPO		CUT OFF		MARCIAPIEDE		☐ x						
QUADRO		SEMI CUT OFF <input checked="" type="checkbox"/>		ALTRO		DIFFUSORE						
Note: Curvo		LINEA		Note:		☐ - ☐						
		SEZ.				☐ x						
		<input checked="" type="checkbox"/> PE				GENERALE						
						☐ - ☐						
						☐ x						
COD.	384	VIA		Località Lagarine								
	<b>CARATT.MECCANICHE</b>		<b>POSA</b>		<b>DIMENSIONI</b>							
	<input type="checkbox"/>	PALO	<input type="checkbox"/>	CLS	<input checked="" type="checkbox"/>	POZZ.	<input type="checkbox"/>	SCATOLA	<input type="checkbox"/>	H.	9 m	
	<input type="checkbox"/>	CILINDRICO	<input checked="" type="checkbox"/>	FE		<input type="checkbox"/>	CLS	<input type="checkbox"/>	PVC	<input type="checkbox"/>	L.	
	<input checked="" type="checkbox"/>	RASTREMATO	<input type="checkbox"/>	PVC	<input checked="" type="checkbox"/>	<input type="checkbox"/>	FE	<input type="checkbox"/>	FE	<input type="checkbox"/>	AcZn	
	<input type="checkbox"/>	CONICO	<input type="checkbox"/>	LEGNO		<input type="checkbox"/>	PVC	<input type="checkbox"/>	INCASSO	<input checked="" type="checkbox"/>	VERN.	
	<input type="checkbox"/>		<input type="checkbox"/>			<input type="checkbox"/>		<input type="checkbox"/>	ESTERNA	<input type="checkbox"/>		
<b>IDENTIFICAZIONE</b>		<b>CARATT.ELETTRICHE</b>		<b>POSIZIONE</b>		<b>CONDIZIONI</b>						
COORD. GPS		IP		<input checked="" type="checkbox"/> SEDE STRADALE		SOSTEGNO						
MARCA		CLASSE 1		BANCHINA		☐ - ☐						
TIPO		CUT OFF		MARCIAPIEDE		☐ x						
QUADRO		SEMI CUT OFF <input checked="" type="checkbox"/>		ALTRO		DIFFUSORE						
Note: Curvo Situato interno proprietà privata		LINEA		Note:		☐ - ☐						
		SEZ.				☐ x						
		<input checked="" type="checkbox"/> PE				GENERALE						
						☐ - ☐						
						☐ x						


<b>00</b>	PIANO REGOLATORE DELL' ILLUMINAZIONE COMUNALE – PRIC – DEL COMUNE DI SCURELLE (TN)	<i>censimento</i>	
<b>SEZ</b>		Pag. 133 di 143	25_09_rel.doc

COD.	385	VIA <b>Località Lagarine</b>							
	<b>CARATT.MECCANICHE</b>			<b>POSA</b>		<b>DIMENSIONI</b>			
	<input type="checkbox"/> PALO	<input type="checkbox"/>	CLS	<input checked="" type="checkbox"/> POZZ.	<input type="checkbox"/>	SCATOLA	<input type="checkbox"/> H. 9 m		
	<input type="checkbox"/> CILINDRICO	<input checked="" type="checkbox"/>	FE	<input type="checkbox"/>	<input type="checkbox"/>	CLPVC	<input type="checkbox"/> L.		
	<input checked="" type="checkbox"/> RASTREMATO	<input type="checkbox"/>	PVC	<input checked="" type="checkbox"/> FE	<input type="checkbox"/>	FE	<input type="checkbox"/> AcZn		
	<input type="checkbox"/> CONICO	<input type="checkbox"/>	LEGNO	<input type="checkbox"/>	<input type="checkbox"/>	INCASSO	<input checked="" type="checkbox"/> VERN.		
						ESTERNA			
<b>IDENTIFICAZIONE</b>		<b>CARATT.ELETTRICHE</b>			<b>POSIZIONE</b>		<b>CONDIZIONI</b>		
COORD. GPS		<input type="checkbox"/> IP	<input type="checkbox"/>	<input checked="" type="checkbox"/> SEDE STRADALE	BANCHINA		SOSTEGNO		
MARCA		CLASSE	1		MARCIAPIEDE		<input type="checkbox"/> - <input checked="" type="checkbox"/>		
TIPO		CUT OFF			ALTRO		<input type="checkbox"/> x		
QUADRO		SEMI CUT OFF	<input checked="" type="checkbox"/>	Note:				DIFFUSORE	
Note: Curvo Situato interno proprietà privata		LINEA						<input type="checkbox"/> - <input checked="" type="checkbox"/>	
		SEZ.						<input type="checkbox"/> x	
		<input checked="" type="checkbox"/> PE						GENERALE	
								<input type="checkbox"/> - <input checked="" type="checkbox"/>	
								<input type="checkbox"/> x	
COD.	386	VIA <b>Località Lagarine</b>							
	<b>CARATT.MECCANICHE</b>			<b>POSA</b>		<b>DIMENSIONI</b>			
	<input type="checkbox"/> PALO	<input type="checkbox"/>	CLS	<input checked="" type="checkbox"/> POZZ.	<input type="checkbox"/>	SCATOLA	<input type="checkbox"/> H. 9 m		
	<input type="checkbox"/> CILINDRICO	<input checked="" type="checkbox"/>	FE	<input type="checkbox"/>	<input type="checkbox"/>	CLPVC	<input type="checkbox"/> L.		
	<input checked="" type="checkbox"/> RASTREMATO	<input type="checkbox"/>	PVC	<input checked="" type="checkbox"/> FE	<input type="checkbox"/>	FE	<input type="checkbox"/> AcZn		
	<input type="checkbox"/> CONICO	<input type="checkbox"/>	LEGNO	<input type="checkbox"/>	<input type="checkbox"/>	INCASSO	<input checked="" type="checkbox"/> VERN.		
						ESTERNA			
<b>IDENTIFICAZIONE</b>		<b>CARATT.ELETTRICHE</b>			<b>POSIZIONE</b>		<b>CONDIZIONI</b>		
COORD. GPS		<input type="checkbox"/> IP	<input type="checkbox"/>	<input checked="" type="checkbox"/> SEDE STRADALE	BANCHINA		SOSTEGNO		
MARCA		CLASSE	1		MARCIAPIEDE		<input type="checkbox"/> - <input checked="" type="checkbox"/>		
TIPO		CUT OFF			ALTRO		<input type="checkbox"/> x		
QUADRO		SEMI CUT OFF	<input checked="" type="checkbox"/>	Note:				DIFFUSORE	
Note: Curvo Situato interno proprietà privata		LINEA						<input type="checkbox"/> - <input checked="" type="checkbox"/>	
		SEZ.						<input type="checkbox"/> x	
		<input checked="" type="checkbox"/> PE						GENERALE	
								<input type="checkbox"/> - <input checked="" type="checkbox"/>	
								<input type="checkbox"/> x	
COD.	387	VIA <b>Località Lagarine</b>							
	<b>CARATT.MECCANICHE</b>			<b>POSA</b>		<b>DIMENSIONI</b>			
	<input type="checkbox"/> PALO	<input type="checkbox"/>	CLS	<input checked="" type="checkbox"/> POZZ.	<input type="checkbox"/>	SCATOLA	<input type="checkbox"/> H. 9 m		
	<input type="checkbox"/> CILINDRICO	<input checked="" type="checkbox"/>	FE	<input type="checkbox"/>	<input type="checkbox"/>	CLPVC	<input type="checkbox"/> L.		
	<input checked="" type="checkbox"/> RASTREMATO	<input type="checkbox"/>	PVC	<input checked="" type="checkbox"/> FE	<input type="checkbox"/>	FE	<input type="checkbox"/> AcZn		
	<input type="checkbox"/> CONICO	<input type="checkbox"/>	LEGNO	<input type="checkbox"/>	<input type="checkbox"/>	INCASSO	<input checked="" type="checkbox"/> VERN.		
						ESTERNA			
<b>IDENTIFICAZIONE</b>		<b>CARATT.ELETTRICHE</b>			<b>POSIZIONE</b>		<b>CONDIZIONI</b>		
COORD. GPS		<input type="checkbox"/> IP	<input type="checkbox"/>	<input checked="" type="checkbox"/> SEDE STRADALE	BANCHINA		SOSTEGNO		
MARCA		CLASSE	1		MARCIAPIEDE		<input type="checkbox"/> - <input checked="" type="checkbox"/>		
TIPO		CUT OFF			ALTRO		<input type="checkbox"/> x		
QUADRO		SEMI CUT OFF	<input checked="" type="checkbox"/>	Note:				DIFFUSORE	
Note: Curvo Situato interno proprietà privata		LINEA						<input type="checkbox"/> - <input checked="" type="checkbox"/>	
		SEZ.						<input type="checkbox"/> x	
		<input checked="" type="checkbox"/> PE						GENERALE	
								<input type="checkbox"/> - <input checked="" type="checkbox"/>	
								<input type="checkbox"/> x	

<b>00</b>	PIANO REGOLATORE DELL'ILLUMINAZIONE COMUNALE – PRIC – DEL COMUNE DI SCURELLE (TN)	<i>censimento</i>	
<b>SEZ</b>		Pag. 134 di 143	25_09_rel.doc



COD.	388	VIA		Località Lagarine			
	<b>CARATT.MECCANICHE</b>		<b>POSA</b>		<b>DIMENSIONI</b>		
	<input type="checkbox"/> PALO	<input type="checkbox"/> CLS	<input checked="" type="checkbox"/> POZZ.	<input type="checkbox"/> SCATOLA	<input type="checkbox"/> H.	<input type="checkbox"/> 9 m	
	<input type="checkbox"/> CILINDRICO	<input checked="" type="checkbox"/> FE	<input type="checkbox"/> CLS	<input type="checkbox"/> PVC	<input type="checkbox"/> L.		
	<input checked="" type="checkbox"/> RASTREMATO	<input type="checkbox"/> PVC	<input checked="" type="checkbox"/> FE	<input type="checkbox"/> FE	<input type="checkbox"/> AcZn		
	<input type="checkbox"/> CONICO	<input type="checkbox"/> LEGNO	<input type="checkbox"/> PVC	<input type="checkbox"/> INCASSO	<input checked="" type="checkbox"/> VERN.		
				<input type="checkbox"/> ESTERNA			
<b>IDENTIFICAZIONE</b>		<b>CARATT.ELETTRICHE</b>		<b>POSIZIONE</b>		<b>CONDIZIONI</b>	
COORD. GPS		<input type="checkbox"/> IP		<input checked="" type="checkbox"/> SEDE STRADALE		SOSTEGNO	
MARCA		<input type="checkbox"/> CLASSE 1		<input type="checkbox"/> BANCHINA		<input type="checkbox"/> - <input checked="" type="checkbox"/>	
TIPO		<input type="checkbox"/> CUT OFF		<input type="checkbox"/> MARCIAPIEDE		<input type="checkbox"/> x	
QUADRO		<input type="checkbox"/> SEMI CUT OFF		<input type="checkbox"/> ALTRO		DIFFUSORE	
Note: Curvo Situato interno proprietà privata		<input checked="" type="checkbox"/> LINEA		Note:		<input type="checkbox"/> - <input checked="" type="checkbox"/>	
		<input type="checkbox"/> SEZ.				<input type="checkbox"/> x	
		<input checked="" type="checkbox"/> PE				GENERALE	
						<input type="checkbox"/> - <input checked="" type="checkbox"/>	
						<input type="checkbox"/> x	

COD.	389	VIA		Località Lagarine			
	<b>CARATT.MECCANICHE</b>		<b>POSA</b>		<b>DIMENSIONI</b>		
	<input type="checkbox"/> PALO	<input type="checkbox"/> CLS	<input checked="" type="checkbox"/> POZZ.	<input type="checkbox"/> SCATOLA	<input type="checkbox"/> H.	<input type="checkbox"/> 9 m	
	<input type="checkbox"/> CILINDRICO	<input checked="" type="checkbox"/> FE	<input type="checkbox"/> CLS	<input type="checkbox"/> PVC	<input type="checkbox"/> L.		
	<input checked="" type="checkbox"/> RASTREMATO	<input type="checkbox"/> PVC	<input checked="" type="checkbox"/> FE	<input type="checkbox"/> FE	<input type="checkbox"/> AcZn		
	<input type="checkbox"/> CONICO	<input type="checkbox"/> LEGNO	<input type="checkbox"/> PVC	<input type="checkbox"/> INCASSO	<input checked="" type="checkbox"/> VERN.		
				<input type="checkbox"/> ESTERNA			
<b>IDENTIFICAZIONE</b>		<b>CARATT.ELETTRICHE</b>		<b>POSIZIONE</b>		<b>CONDIZIONI</b>	
COORD. GPS		<input type="checkbox"/> IP		<input checked="" type="checkbox"/> SEDE STRADALE		SOSTEGNO	
MARCA		<input type="checkbox"/> CLASSE 1		<input type="checkbox"/> BANCHINA		<input type="checkbox"/> - <input checked="" type="checkbox"/>	
TIPO		<input type="checkbox"/> CUT OFF		<input type="checkbox"/> MARCIAPIEDE		<input type="checkbox"/> x	
QUADRO		<input type="checkbox"/> SEMI CUT OFF		<input type="checkbox"/> ALTRO		DIFFUSORE	
Note: Curvo Situato interno proprietà privata		<input type="checkbox"/> LINEA		Note:		<input type="checkbox"/> - <input checked="" type="checkbox"/>	
		<input type="checkbox"/> SEZ.				<input type="checkbox"/> x	
		<input checked="" type="checkbox"/> PE				GENERALE	
						<input type="checkbox"/> - <input checked="" type="checkbox"/>	
						<input type="checkbox"/> x	

COD.	390	VIA		Località Lagarine			
	<b>CARATT.MECCANICHE</b>		<b>POSA</b>		<b>DIMENSIONI</b>		
	<input type="checkbox"/> PALO	<input type="checkbox"/> CLS	<input checked="" type="checkbox"/> POZZ.	<input type="checkbox"/> SCATOLA	<input type="checkbox"/> H.	<input type="checkbox"/> 9 m	
	<input type="checkbox"/> CILINDRICO	<input checked="" type="checkbox"/> FE	<input type="checkbox"/> CLS	<input type="checkbox"/> PVC	<input type="checkbox"/> L.		
	<input checked="" type="checkbox"/> RASTREMATO	<input type="checkbox"/> PVC	<input checked="" type="checkbox"/> FE	<input type="checkbox"/> FE	<input checked="" type="checkbox"/> AcZn		
	<input type="checkbox"/> CONICO	<input type="checkbox"/> LEGNO	<input type="checkbox"/> PVC	<input type="checkbox"/> INCASSO	<input type="checkbox"/> VERN.		
				<input type="checkbox"/> ESTERNA			
<b>IDENTIFICAZIONE</b>		<b>CARATT.ELETTRICHE</b>		<b>POSIZIONE</b>		<b>CONDIZIONI</b>	
COORD. GPS		<input type="checkbox"/> IP		<input checked="" type="checkbox"/> SEDE STRADALE		SOSTEGNO	
MARCA		<input type="checkbox"/> CLASSE 1		<input type="checkbox"/> BANCHINA		<input type="checkbox"/> - <input checked="" type="checkbox"/>	
TIPO		<input type="checkbox"/> CUT OFF		<input type="checkbox"/> MARCIAPIEDE		<input type="checkbox"/> x	
QUADRO		<input type="checkbox"/> SEMI CUT OFF		<input type="checkbox"/> ALTRO		DIFFUSORE	
Note: Curvo Situato interno proprietà privata		<input type="checkbox"/> LINEA		Note:		<input type="checkbox"/> - <input checked="" type="checkbox"/>	
		<input type="checkbox"/> SEZ.				<input type="checkbox"/> x	
		<input checked="" type="checkbox"/> PE				GENERALE	
						<input type="checkbox"/> - <input checked="" type="checkbox"/>	
						<input type="checkbox"/> x	



<b>00</b>	PIANO REGOLATORE DELL'ILLUMINAZIONE COMUNALE – PRIC – DEL COMUNE DI SCURELLE (TN)	<i>censimento</i>	
<b>SEZ</b>		Pag. 135 di 143	25_09_rel.doc

COD.	391	VIA		Località Lagarine			
	<b>CARATT.MECCANICHE</b>		<b>POSA</b>		<b>DIMENSIONI</b>		
	<input type="checkbox"/> PALO	<input type="checkbox"/> CLS	<input checked="" type="checkbox"/> POZZ.	<input type="checkbox"/> SCATOLA	<input type="checkbox"/> H.	<input type="checkbox"/> 9 m	
	<input type="checkbox"/> CILINDRICO	<input checked="" type="checkbox"/> FE	<input type="checkbox"/> CLS	<input type="checkbox"/> PVC	<input type="checkbox"/> L.		
	<input checked="" type="checkbox"/> RASTREMATO	<input type="checkbox"/> PVC	<input checked="" type="checkbox"/> FE	<input type="checkbox"/> FE	<input checked="" type="checkbox"/> AcZn		
	<input type="checkbox"/> CONICO	<input type="checkbox"/> LEGNO	<input type="checkbox"/> PVC	<input type="checkbox"/> INCASSO	<input type="checkbox"/> VERN.		
				<input type="checkbox"/> ESTERNA			
<b>IDENTIFICAZIONE</b>		<b>CARATT.ELETTRICHE</b>		<b>POSIZIONE</b>		<b>CONDIZIONI</b>	
COORD. GPS		<input type="checkbox"/> IP		<input checked="" type="checkbox"/> SEDE STRADALE		SOSTEGNO	
MARCA		<input type="checkbox"/> CLASSE 1		<input type="checkbox"/> BANCHINA		<input type="checkbox"/> - <input checked="" type="checkbox"/>	
TIPO		<input type="checkbox"/> CUT OFF		<input type="checkbox"/> MARCIAPIEDE		<input type="checkbox"/> x	
QUADRO		<input checked="" type="checkbox"/> SEMI CUT OFF		<input type="checkbox"/> ALTRO		DIFFUSORE	
Note: Curvo Situato interno proprietà privata		<input type="checkbox"/> LINEA		Note: manca collegamento PE		<input type="checkbox"/> - <input checked="" type="checkbox"/>	
		<input type="checkbox"/> SEZ.				<input type="checkbox"/> x	
		<input checked="" type="checkbox"/> PE				GENERALE	
						<input type="checkbox"/> - <input checked="" type="checkbox"/>	
						<input type="checkbox"/> x	
COD.	392	VIA		Località Lagarine			
	<b>CARATT.MECCANICHE</b>		<b>POSA</b>		<b>DIMENSIONI</b>		
	<input type="checkbox"/> PALO	<input type="checkbox"/> CLS	<input checked="" type="checkbox"/> POZZ.	<input type="checkbox"/> SCATOLA	<input type="checkbox"/> H.	<input type="checkbox"/> 9 m	
	<input type="checkbox"/> CILINDRICO	<input checked="" type="checkbox"/> FE	<input type="checkbox"/> CLS	<input type="checkbox"/> PVC	<input type="checkbox"/> L.		
	<input checked="" type="checkbox"/> RASTREMATO	<input type="checkbox"/> PVC	<input checked="" type="checkbox"/> FE	<input type="checkbox"/> FE	<input checked="" type="checkbox"/> AcZn		
	<input type="checkbox"/> CONICO	<input type="checkbox"/> LEGNO	<input type="checkbox"/> PVC	<input type="checkbox"/> INCASSO	<input type="checkbox"/> VERN.		
				<input type="checkbox"/> ESTERNA			
<b>IDENTIFICAZIONE</b>		<b>CARATT.ELETTRICHE</b>		<b>POSIZIONE</b>		<b>CONDIZIONI</b>	
COORD. GPS		<input type="checkbox"/> IP		<input checked="" type="checkbox"/> SEDE STRADALE		SOSTEGNO	
MARCA		<input type="checkbox"/> CLASSE 1		<input type="checkbox"/> BANCHINA		<input type="checkbox"/> - <input checked="" type="checkbox"/>	
TIPO		<input type="checkbox"/> CUT OFF		<input type="checkbox"/> MARCIAPIEDE		<input type="checkbox"/> x	
QUADRO		<input checked="" type="checkbox"/> SEMI CUT OFF		<input type="checkbox"/> ALTRO		DIFFUSORE	
Note: Curvo Situato interno proprietà privata		<input type="checkbox"/> LINEA		Note:		<input type="checkbox"/> - <input checked="" type="checkbox"/>	
		<input type="checkbox"/> SEZ.				<input type="checkbox"/> x	
		<input checked="" type="checkbox"/> PE				GENERALE	
						<input type="checkbox"/> - <input checked="" type="checkbox"/>	
						<input type="checkbox"/> x	
COD.	393	VIA		Località Lagarine			
	<b>CARATT.MECCANICHE</b>		<b>POSA</b>		<b>DIMENSIONI</b>		
	<input type="checkbox"/> PALO	<input type="checkbox"/> CLS	<input checked="" type="checkbox"/> POZZ.	<input type="checkbox"/> SCATOLA	<input type="checkbox"/> H.	<input type="checkbox"/> 9 m	
	<input type="checkbox"/> CILINDRICO	<input checked="" type="checkbox"/> FE	<input type="checkbox"/> CLS	<input type="checkbox"/> PVC	<input type="checkbox"/> L.		
	<input checked="" type="checkbox"/> RASTREMATO	<input type="checkbox"/> PVC	<input checked="" type="checkbox"/> FE	<input type="checkbox"/> FE	<input checked="" type="checkbox"/> AcZn		
	<input type="checkbox"/> CONICO	<input type="checkbox"/> LEGNO	<input type="checkbox"/> PVC	<input type="checkbox"/> INCASSO	<input type="checkbox"/> VERN.		
				<input type="checkbox"/> ESTERNA			
<b>IDENTIFICAZIONE</b>		<b>CARATT.ELETTRICHE</b>		<b>POSIZIONE</b>		<b>CONDIZIONI</b>	
COORD. GPS		<input type="checkbox"/> IP		<input checked="" type="checkbox"/> SEDE STRADALE		SOSTEGNO	
MARCA		<input type="checkbox"/> CLASSE 1		<input type="checkbox"/> BANCHINA		<input type="checkbox"/> - <input checked="" type="checkbox"/>	
TIPO		<input type="checkbox"/> CUT OFF		<input type="checkbox"/> MARCIAPIEDE		<input type="checkbox"/> x	
QUADRO		<input checked="" type="checkbox"/> SEMI CUT OFF		<input type="checkbox"/> ALTRO		DIFFUSORE	
Note: Curvo Situato interno proprietà privata		<input type="checkbox"/> LINEA		Note:		<input type="checkbox"/> - <input checked="" type="checkbox"/>	
		<input type="checkbox"/> SEZ.				<input type="checkbox"/> x	
		<input checked="" type="checkbox"/> PE				GENERALE	
						<input type="checkbox"/> - <input checked="" type="checkbox"/>	
						<input type="checkbox"/> x	




<b>00</b>	PIANO REGOLATORE DELL'ILLUMINAZIONE COMUNALE – PRIC – DEL COMUNE DI SCURELLE (TN)	<i>censimento</i>	
<b>SEZ</b>		Pag. 136 di 143	25_09_rel.doc

COD.	394	VIA <b>Località Lagarine</b>																																				
	<b>CARATT.MECCANICHE</b>		<b>POSA</b>																																			
	<table border="1"> <tr><td><input type="checkbox"/></td><td>PALO</td><td><input type="checkbox"/></td><td>CLS</td></tr> <tr><td><input type="checkbox"/></td><td>CILINDRICO</td><td><input checked="" type="checkbox"/></td><td>FE</td></tr> <tr><td><input checked="" type="checkbox"/></td><td>RASTREMATO</td><td><input type="checkbox"/></td><td>PVC</td></tr> <tr><td><input type="checkbox"/></td><td>CONICO</td><td><input type="checkbox"/></td><td>LEGNO</td></tr> </table>	<input type="checkbox"/>	PALO	<input type="checkbox"/>	CLS	<input type="checkbox"/>	CILINDRICO	<input checked="" type="checkbox"/>	FE	<input checked="" type="checkbox"/>	RASTREMATO	<input type="checkbox"/>	PVC	<input type="checkbox"/>	CONICO	<input type="checkbox"/>	LEGNO	<table border="1"> <tr><td><input checked="" type="checkbox"/></td><td>POZZ.</td><td><input type="checkbox"/></td><td>SCATOLA</td></tr> <tr><td><input type="checkbox"/></td><td>CLS</td><td><input type="checkbox"/></td><td>PVC</td></tr> <tr><td><input checked="" type="checkbox"/></td><td>FE</td><td><input type="checkbox"/></td><td>FE</td></tr> <tr><td><input type="checkbox"/></td><td>PVC</td><td><input type="checkbox"/></td><td>INCASSO</td></tr> <tr><td><input type="checkbox"/></td><td></td><td><input type="checkbox"/></td><td>ESTERNA</td></tr> </table>	<input checked="" type="checkbox"/>	POZZ.	<input type="checkbox"/>	SCATOLA	<input type="checkbox"/>	CLS	<input type="checkbox"/>	PVC	<input checked="" type="checkbox"/>	FE	<input type="checkbox"/>	FE	<input type="checkbox"/>	PVC	<input type="checkbox"/>	INCASSO	<input type="checkbox"/>		<input type="checkbox"/>	ESTERNA
<input type="checkbox"/>	PALO	<input type="checkbox"/>	CLS																																			
<input type="checkbox"/>	CILINDRICO	<input checked="" type="checkbox"/>	FE																																			
<input checked="" type="checkbox"/>	RASTREMATO	<input type="checkbox"/>	PVC																																			
<input type="checkbox"/>	CONICO	<input type="checkbox"/>	LEGNO																																			
<input checked="" type="checkbox"/>	POZZ.	<input type="checkbox"/>	SCATOLA																																			
<input type="checkbox"/>	CLS	<input type="checkbox"/>	PVC																																			
<input checked="" type="checkbox"/>	FE	<input type="checkbox"/>	FE																																			
<input type="checkbox"/>	PVC	<input type="checkbox"/>	INCASSO																																			
<input type="checkbox"/>		<input type="checkbox"/>	ESTERNA																																			
<b>IDENTIFICAZIONE</b>		<b>CONDIZIONI</b>																																				
<table border="1"> <tr><td colspan="2">COORD. GPS</td></tr> <tr><td>MARCA</td><td></td></tr> <tr><td>TIPO</td><td></td></tr> <tr><td>QUADRO</td><td></td></tr> </table> <p>Note: Curvo Situato interno proprietà privata</p>		COORD. GPS		MARCA		TIPO		QUADRO		<table border="1"> <tr><td colspan="3">SOSTEGNO</td></tr> <tr><td><input type="checkbox"/></td><td>-</td><td><input type="checkbox"/></td></tr> <tr><td></td><td></td><td><input checked="" type="checkbox"/></td></tr> <tr><td colspan="3">DIFFUSORE</td></tr> <tr><td><input type="checkbox"/></td><td>-</td><td><input type="checkbox"/></td></tr> <tr><td></td><td></td><td><input checked="" type="checkbox"/></td></tr> <tr><td colspan="3">GENERALE</td></tr> <tr><td><input type="checkbox"/></td><td>-</td><td><input type="checkbox"/></td></tr> <tr><td></td><td></td><td><input checked="" type="checkbox"/></td></tr> </table>		SOSTEGNO			<input type="checkbox"/>	-	<input type="checkbox"/>			<input checked="" type="checkbox"/>	DIFFUSORE			<input type="checkbox"/>	-	<input type="checkbox"/>			<input checked="" type="checkbox"/>	GENERALE			<input type="checkbox"/>	-	<input type="checkbox"/>			<input checked="" type="checkbox"/>
COORD. GPS																																						
MARCA																																						
TIPO																																						
QUADRO																																						
SOSTEGNO																																						
<input type="checkbox"/>	-	<input type="checkbox"/>																																				
		<input checked="" type="checkbox"/>																																				
DIFFUSORE																																						
<input type="checkbox"/>	-	<input type="checkbox"/>																																				
		<input checked="" type="checkbox"/>																																				
GENERALE																																						
<input type="checkbox"/>	-	<input type="checkbox"/>																																				
		<input checked="" type="checkbox"/>																																				
COD.	395	VIA <b>Località Lagarine</b>																																				
	<b>CARATT.MECCANICHE</b>		<b>POSA</b>																																			
	<table border="1"> <tr><td><input type="checkbox"/></td><td>PALO</td><td><input type="checkbox"/></td><td>CLS</td></tr> <tr><td><input type="checkbox"/></td><td>CILINDRICO</td><td><input checked="" type="checkbox"/></td><td>FE</td></tr> <tr><td><input checked="" type="checkbox"/></td><td>RASTREMATO</td><td><input type="checkbox"/></td><td>PVC</td></tr> <tr><td><input type="checkbox"/></td><td>CONICO</td><td><input type="checkbox"/></td><td>LEGNO</td></tr> </table>	<input type="checkbox"/>	PALO	<input type="checkbox"/>	CLS	<input type="checkbox"/>	CILINDRICO	<input checked="" type="checkbox"/>	FE	<input checked="" type="checkbox"/>	RASTREMATO	<input type="checkbox"/>	PVC	<input type="checkbox"/>	CONICO	<input type="checkbox"/>	LEGNO	<table border="1"> <tr><td><input checked="" type="checkbox"/></td><td>POZZ.</td><td><input type="checkbox"/></td><td>SCATOLA</td></tr> <tr><td><input type="checkbox"/></td><td>CLS</td><td><input type="checkbox"/></td><td>PVC</td></tr> <tr><td><input checked="" type="checkbox"/></td><td>FE</td><td><input type="checkbox"/></td><td>FE</td></tr> <tr><td><input type="checkbox"/></td><td>PVC</td><td><input type="checkbox"/></td><td>INCASSO</td></tr> <tr><td><input type="checkbox"/></td><td></td><td><input type="checkbox"/></td><td>ESTERNA</td></tr> </table>	<input checked="" type="checkbox"/>	POZZ.	<input type="checkbox"/>	SCATOLA	<input type="checkbox"/>	CLS	<input type="checkbox"/>	PVC	<input checked="" type="checkbox"/>	FE	<input type="checkbox"/>	FE	<input type="checkbox"/>	PVC	<input type="checkbox"/>	INCASSO	<input type="checkbox"/>		<input type="checkbox"/>	ESTERNA
<input type="checkbox"/>	PALO	<input type="checkbox"/>	CLS																																			
<input type="checkbox"/>	CILINDRICO	<input checked="" type="checkbox"/>	FE																																			
<input checked="" type="checkbox"/>	RASTREMATO	<input type="checkbox"/>	PVC																																			
<input type="checkbox"/>	CONICO	<input type="checkbox"/>	LEGNO																																			
<input checked="" type="checkbox"/>	POZZ.	<input type="checkbox"/>	SCATOLA																																			
<input type="checkbox"/>	CLS	<input type="checkbox"/>	PVC																																			
<input checked="" type="checkbox"/>	FE	<input type="checkbox"/>	FE																																			
<input type="checkbox"/>	PVC	<input type="checkbox"/>	INCASSO																																			
<input type="checkbox"/>		<input type="checkbox"/>	ESTERNA																																			
<b>IDENTIFICAZIONE</b>		<b>CONDIZIONI</b>																																				
<table border="1"> <tr><td colspan="2">COORD. GPS</td></tr> <tr><td>MARCA</td><td></td></tr> <tr><td>TIPO</td><td></td></tr> <tr><td>QUADRO</td><td></td></tr> </table> <p>Note: Curvo Situato interno proprietà privata</p>		COORD. GPS		MARCA		TIPO		QUADRO		<table border="1"> <tr><td colspan="3">SOSTEGNO</td></tr> <tr><td><input type="checkbox"/></td><td>-</td><td><input type="checkbox"/></td></tr> <tr><td></td><td></td><td><input checked="" type="checkbox"/></td></tr> <tr><td colspan="3">DIFFUSORE</td></tr> <tr><td><input type="checkbox"/></td><td>-</td><td><input type="checkbox"/></td></tr> <tr><td></td><td></td><td><input checked="" type="checkbox"/></td></tr> <tr><td colspan="3">GENERALE</td></tr> <tr><td><input type="checkbox"/></td><td>-</td><td><input type="checkbox"/></td></tr> <tr><td></td><td></td><td><input checked="" type="checkbox"/></td></tr> </table>		SOSTEGNO			<input type="checkbox"/>	-	<input type="checkbox"/>			<input checked="" type="checkbox"/>	DIFFUSORE			<input type="checkbox"/>	-	<input type="checkbox"/>			<input checked="" type="checkbox"/>	GENERALE			<input type="checkbox"/>	-	<input type="checkbox"/>			<input checked="" type="checkbox"/>
COORD. GPS																																						
MARCA																																						
TIPO																																						
QUADRO																																						
SOSTEGNO																																						
<input type="checkbox"/>	-	<input type="checkbox"/>																																				
		<input checked="" type="checkbox"/>																																				
DIFFUSORE																																						
<input type="checkbox"/>	-	<input type="checkbox"/>																																				
		<input checked="" type="checkbox"/>																																				
GENERALE																																						
<input type="checkbox"/>	-	<input type="checkbox"/>																																				
		<input checked="" type="checkbox"/>																																				
COD.	396	VIA <b>Località Lagarine</b>																																				
	<b>CARATT.MECCANICHE</b>		<b>POSA</b>																																			
	<table border="1"> <tr><td><input type="checkbox"/></td><td>PALO</td><td><input type="checkbox"/></td><td>CLS</td></tr> <tr><td><input type="checkbox"/></td><td>CILINDRICO</td><td><input checked="" type="checkbox"/></td><td>FE</td></tr> <tr><td><input checked="" type="checkbox"/></td><td>RASTREMATO</td><td><input type="checkbox"/></td><td>PVC</td></tr> <tr><td><input type="checkbox"/></td><td>CONICO</td><td><input type="checkbox"/></td><td>LEGNO</td></tr> </table>	<input type="checkbox"/>	PALO	<input type="checkbox"/>	CLS	<input type="checkbox"/>	CILINDRICO	<input checked="" type="checkbox"/>	FE	<input checked="" type="checkbox"/>	RASTREMATO	<input type="checkbox"/>	PVC	<input type="checkbox"/>	CONICO	<input type="checkbox"/>	LEGNO	<table border="1"> <tr><td><input checked="" type="checkbox"/></td><td>POZZ.</td><td><input type="checkbox"/></td><td>SCATOLA</td></tr> <tr><td><input type="checkbox"/></td><td>CLS</td><td><input type="checkbox"/></td><td>PVC</td></tr> <tr><td><input checked="" type="checkbox"/></td><td>FE</td><td><input type="checkbox"/></td><td>FE</td></tr> <tr><td><input type="checkbox"/></td><td>PVC</td><td><input type="checkbox"/></td><td>INCASSO</td></tr> <tr><td><input type="checkbox"/></td><td></td><td><input type="checkbox"/></td><td>ESTERNA</td></tr> </table>	<input checked="" type="checkbox"/>	POZZ.	<input type="checkbox"/>	SCATOLA	<input type="checkbox"/>	CLS	<input type="checkbox"/>	PVC	<input checked="" type="checkbox"/>	FE	<input type="checkbox"/>	FE	<input type="checkbox"/>	PVC	<input type="checkbox"/>	INCASSO	<input type="checkbox"/>		<input type="checkbox"/>	ESTERNA
<input type="checkbox"/>	PALO	<input type="checkbox"/>	CLS																																			
<input type="checkbox"/>	CILINDRICO	<input checked="" type="checkbox"/>	FE																																			
<input checked="" type="checkbox"/>	RASTREMATO	<input type="checkbox"/>	PVC																																			
<input type="checkbox"/>	CONICO	<input type="checkbox"/>	LEGNO																																			
<input checked="" type="checkbox"/>	POZZ.	<input type="checkbox"/>	SCATOLA																																			
<input type="checkbox"/>	CLS	<input type="checkbox"/>	PVC																																			
<input checked="" type="checkbox"/>	FE	<input type="checkbox"/>	FE																																			
<input type="checkbox"/>	PVC	<input type="checkbox"/>	INCASSO																																			
<input type="checkbox"/>		<input type="checkbox"/>	ESTERNA																																			
<b>IDENTIFICAZIONE</b>		<b>CONDIZIONI</b>																																				
<table border="1"> <tr><td colspan="2">COORD. GPS</td></tr> <tr><td>MARCA</td><td></td></tr> <tr><td>TIPO</td><td></td></tr> <tr><td>QUADRO</td><td></td></tr> </table> <p>Note: Curvo Situato interno proprietà privata</p>		COORD. GPS		MARCA		TIPO		QUADRO		<table border="1"> <tr><td colspan="3">SOSTEGNO</td></tr> <tr><td><input type="checkbox"/></td><td>-</td><td><input type="checkbox"/></td></tr> <tr><td></td><td></td><td><input checked="" type="checkbox"/></td></tr> <tr><td colspan="3">DIFFUSORE</td></tr> <tr><td><input type="checkbox"/></td><td>-</td><td><input type="checkbox"/></td></tr> <tr><td></td><td></td><td><input checked="" type="checkbox"/></td></tr> <tr><td colspan="3">GENERALE</td></tr> <tr><td><input type="checkbox"/></td><td>-</td><td><input type="checkbox"/></td></tr> <tr><td></td><td></td><td><input checked="" type="checkbox"/></td></tr> </table>		SOSTEGNO			<input type="checkbox"/>	-	<input type="checkbox"/>			<input checked="" type="checkbox"/>	DIFFUSORE			<input type="checkbox"/>	-	<input type="checkbox"/>			<input checked="" type="checkbox"/>	GENERALE			<input type="checkbox"/>	-	<input type="checkbox"/>			<input checked="" type="checkbox"/>
COORD. GPS																																						
MARCA																																						
TIPO																																						
QUADRO																																						
SOSTEGNO																																						
<input type="checkbox"/>	-	<input type="checkbox"/>																																				
		<input checked="" type="checkbox"/>																																				
DIFFUSORE																																						
<input type="checkbox"/>	-	<input type="checkbox"/>																																				
		<input checked="" type="checkbox"/>																																				
GENERALE																																						
<input type="checkbox"/>	-	<input type="checkbox"/>																																				
		<input checked="" type="checkbox"/>																																				



<b>00</b>	PIANO REGOLATORE DELL'ILLUMINAZIONE COMUNALE – PRIC – DEL COMUNE DI SCURELLE (TN)	<i>censimento</i>	
<b>SEZ</b>		Pag. 137 di 143	25_09_rel.doc

COD.	397	VIA <b>Località Lagarine</b>						
	<b>CARATT.MECCANICHE</b>			<b>POSA</b>		<b>DIMENSIONI</b>		
	<input type="checkbox"/> PALO	<input type="checkbox"/> CLS	<input type="checkbox"/> CILINDRICO	<input checked="" type="checkbox"/> FE	<input checked="" type="checkbox"/> POZZ.	<input type="checkbox"/> SCATOLA	<input type="checkbox"/> H. 9 m	
	<input checked="" type="checkbox"/> RASTREMATO	<input type="checkbox"/> PVC	<input type="checkbox"/> CONICO	<input type="checkbox"/> LEGNO	<input checked="" type="checkbox"/> CLS	<input type="checkbox"/> PVC	<input type="checkbox"/> L.	
					<input checked="" type="checkbox"/> FE	<input type="checkbox"/> FE	<input checked="" type="checkbox"/> AcZn	
					<input type="checkbox"/> PVC	<input type="checkbox"/> INCASSO	<input type="checkbox"/> VERN.	
						<input type="checkbox"/> ESTERNA		
<b>IDENTIFICAZIONE</b>		<b>CARATT.ELETTRICHE</b>			<b>POSIZIONE</b>		<b>CONDIZIONI</b>	
COORD. GPS		<input type="checkbox"/> IP	<input type="checkbox"/> CLASSE	<input type="checkbox"/> 1	<input checked="" type="checkbox"/> SEDE STRADALE	SOSTEGNO		
MARCA		<input type="checkbox"/> CUT OFF	<input type="checkbox"/> SEMI CUT OFF	<input checked="" type="checkbox"/>	<input type="checkbox"/> BANCHINA	<input type="checkbox"/> -	<input type="checkbox"/> ↺	
TIPO		<input type="checkbox"/> LINEA	<input type="checkbox"/> SEZ.		<input type="checkbox"/> MARCIAPIEDE	<input type="checkbox"/>	<input checked="" type="checkbox"/>	
QUADRO		<input checked="" type="checkbox"/> PE			<input type="checkbox"/> ALTRO	DIFFUSORE		
Note:	Curvo				Note:	<input type="checkbox"/> -	<input type="checkbox"/> ↺	
	Situato interno proprietà privata					<input type="checkbox"/>	<input checked="" type="checkbox"/>	
						GENERALE		
						<input type="checkbox"/> -	<input type="checkbox"/> ↺	
						<input type="checkbox"/>	<input checked="" type="checkbox"/>	
COD.	398	VIA <b>Località Lagarine</b>						
	<b>CARATT.MECCANICHE</b>			<b>POSA</b>		<b>DIMENSIONI</b>		
	<input type="checkbox"/> PALO	<input type="checkbox"/> CLS	<input type="checkbox"/> CILINDRICO	<input checked="" type="checkbox"/> FE	<input checked="" type="checkbox"/> POZZ.	<input type="checkbox"/> SCATOLA	<input type="checkbox"/> H. 9 m	
	<input checked="" type="checkbox"/> RASTREMATO	<input type="checkbox"/> PVC	<input type="checkbox"/> CONICO	<input type="checkbox"/> LEGNO	<input type="checkbox"/> CLS	<input type="checkbox"/> PVC	<input type="checkbox"/> L.	
					<input checked="" type="checkbox"/> FE	<input type="checkbox"/> FE	<input checked="" type="checkbox"/> AcZn	
					<input type="checkbox"/> PVC	<input type="checkbox"/> INCASSO	<input type="checkbox"/> VERN.	
						<input type="checkbox"/> ESTERNA		
<b>IDENTIFICAZIONE</b>		<b>CARATT.ELETTRICHE</b>			<b>POSIZIONE</b>		<b>CONDIZIONI</b>	
COORD. GPS		<input type="checkbox"/> IP	<input type="checkbox"/> CLASSE	<input type="checkbox"/> 1	<input checked="" type="checkbox"/> SEDE STRADALE	SOSTEGNO		
MARCA		<input type="checkbox"/> CUT OFF	<input type="checkbox"/> SEMI CUT OFF	<input checked="" type="checkbox"/>	<input type="checkbox"/> BANCHINA	<input type="checkbox"/> -	<input type="checkbox"/> ↺	
TIPO		<input type="checkbox"/> LINEA	<input type="checkbox"/> SEZ.		<input type="checkbox"/> MARCIAPIEDE	<input type="checkbox"/>	<input checked="" type="checkbox"/>	
QUADRO		<input checked="" type="checkbox"/> PE			<input type="checkbox"/> ALTRO	DIFFUSORE		
Note:	Curvo				Note:	<input type="checkbox"/> -	<input type="checkbox"/> ↺	
	Situato interno proprietà privata					<input type="checkbox"/>	<input checked="" type="checkbox"/>	
						GENERALE		
						<input type="checkbox"/> -	<input type="checkbox"/> ↺	
						<input type="checkbox"/>	<input checked="" type="checkbox"/>	
COD.	399	VIA <b>Località Lagarine</b>						
	<b>CARATT.MECCANICHE</b>			<b>POSA</b>		<b>DIMENSIONI</b>		
	<input type="checkbox"/> PALO	<input type="checkbox"/> CLS	<input type="checkbox"/> CILINDRICO	<input checked="" type="checkbox"/> FE	<input checked="" type="checkbox"/> POZZ.	<input type="checkbox"/> SCATOLA	<input type="checkbox"/> H. 9 m	
	<input checked="" type="checkbox"/> RASTREMATO	<input type="checkbox"/> PVC	<input type="checkbox"/> CONICO	<input type="checkbox"/> LEGNO	<input type="checkbox"/> CLS	<input type="checkbox"/> PVC	<input type="checkbox"/> L.	
					<input checked="" type="checkbox"/> FE	<input type="checkbox"/> FE	<input checked="" type="checkbox"/> AcZn	
					<input type="checkbox"/> PVC	<input type="checkbox"/> INCASSO	<input type="checkbox"/> VERN.	
						<input type="checkbox"/> ESTERNA		
<b>IDENTIFICAZIONE</b>		<b>CARATT.ELETTRICHE</b>			<b>POSIZIONE</b>		<b>CONDIZIONI</b>	
COORD. GPS		<input type="checkbox"/> IP	<input type="checkbox"/> CLASSE	<input type="checkbox"/> 1	<input checked="" type="checkbox"/> SEDE STRADALE	SOSTEGNO		
MARCA		<input type="checkbox"/> CUT OFF	<input type="checkbox"/> SEMI CUT OFF	<input checked="" type="checkbox"/>	<input type="checkbox"/> BANCHINA	<input type="checkbox"/> -	<input type="checkbox"/> ↺	
TIPO		<input type="checkbox"/> LINEA	<input type="checkbox"/> SEZ.		<input type="checkbox"/> MARCIAPIEDE	<input type="checkbox"/>	<input checked="" type="checkbox"/>	
QUADRO		<input checked="" type="checkbox"/> PE			<input type="checkbox"/> ALTRO	DIFFUSORE		
Note:	Curvo				Note:	<input type="checkbox"/> -	<input type="checkbox"/> ↺	
						<input type="checkbox"/>	<input checked="" type="checkbox"/>	
						GENERALE		
						<input type="checkbox"/> -	<input type="checkbox"/> ↺	
						<input type="checkbox"/>	<input checked="" type="checkbox"/>	




<b>00</b>	PIANO REGOLATORE DELL'ILLUMINAZIONE COMUNALE – PRIC – DEL COMUNE DI SCURELLE (TN)	<i>censimento</i>	
<b>SEZ</b>		Pag. 138 di 143	25_09_rel.doc

COD.	400	VIA		<b>Località Lagarine</b>			
	<b>CARATT.MECCANICHE</b>		<b>POSA</b>		<b>DIMENSIONI</b>		
	<input type="checkbox"/> PALO	<input type="checkbox"/> CLS	<input checked="" type="checkbox"/> POZZ.	<input type="checkbox"/> SCATOLA	<input type="checkbox"/> H.	<input type="checkbox"/> L.	9 m
	<input type="checkbox"/> CILINDRICO	<input checked="" type="checkbox"/> FE	<input type="checkbox"/> CLS	<input type="checkbox"/> PVC	<input type="checkbox"/> AcZn	<input type="checkbox"/> VERN.	
	<input checked="" type="checkbox"/> RASTREMATO	<input type="checkbox"/> PVC	<input checked="" type="checkbox"/> FE	<input type="checkbox"/> FE	<input type="checkbox"/>	<input type="checkbox"/>	
	<input type="checkbox"/> CONICO	<input type="checkbox"/> LEGNO	<input type="checkbox"/> PVC	<input type="checkbox"/> INCASSO	<input type="checkbox"/>	<input type="checkbox"/>	
				<input type="checkbox"/> ESTERNA			
<b>IDENTIFICAZIONE</b>		<b>CARATT.ELETTRICHE</b>		<b>POSIZIONE</b>		<b>CONDIZIONI</b>	
COORD. GPS		IP		<input checked="" type="checkbox"/> SEDE STRADALE		SOSTEGNO	
MARCA		CLASSE 1		BANCHINA		<input type="checkbox"/> - <input checked="" type="checkbox"/>	
TIPO		CUT OFF		MARCIAPIEDE		<input type="checkbox"/>	
QUADRO		SEMI CUT OFF <input checked="" type="checkbox"/>		ALTRO		DIFFUSORE	
Note: Curvo Situato interno proprietà privata		LINEA		Note:		<input type="checkbox"/> - <input checked="" type="checkbox"/>	
		SEZ.				<input type="checkbox"/>	
		<input checked="" type="checkbox"/> PE				GENERALE	
						<input type="checkbox"/> - <input checked="" type="checkbox"/>	
						<input type="checkbox"/>	
						<input type="checkbox"/>	
COD.	401	VIA		<b>Località Lagarine</b>			
	<b>CARATT.MECCANICHE</b>		<b>POSA</b>		<b>DIMENSIONI</b>		
	<input type="checkbox"/> PALO	<input type="checkbox"/> CLS	<input checked="" type="checkbox"/> POZZ.	<input type="checkbox"/> SCATOLA	<input type="checkbox"/> H.	<input type="checkbox"/> L.	9 m
	<input type="checkbox"/> CILINDRICO	<input checked="" type="checkbox"/> FE	<input type="checkbox"/> CLS	<input type="checkbox"/> PVC	<input type="checkbox"/> AcZn	<input type="checkbox"/> VERN.	
	<input checked="" type="checkbox"/> RASTREMATO	<input type="checkbox"/> PVC	<input checked="" type="checkbox"/> FE	<input type="checkbox"/> FE	<input type="checkbox"/>	<input type="checkbox"/>	
	<input type="checkbox"/> CONICO	<input type="checkbox"/> LEGNO	<input type="checkbox"/> PVC	<input type="checkbox"/> INCASSO	<input type="checkbox"/>	<input type="checkbox"/>	
				<input type="checkbox"/> ESTERNA			
<b>IDENTIFICAZIONE</b>		<b>CARATT.ELETTRICHE</b>		<b>POSIZIONE</b>		<b>CONDIZIONI</b>	
COORD. GPS		IP		<input checked="" type="checkbox"/> SEDE STRADALE		SOSTEGNO	
MARCA		CLASSE 1		BANCHINA		<input type="checkbox"/> - <input checked="" type="checkbox"/>	
TIPO		CUT OFF		MARCIAPIEDE		<input type="checkbox"/>	
QUADRO		SEMI CUT OFF <input checked="" type="checkbox"/>		ALTRO		DIFFUSORE	
Note: Curvo Situato interno proprietà privata		LINEA		Note:		<input type="checkbox"/> - <input checked="" type="checkbox"/>	
		SEZ.				<input type="checkbox"/>	
		<input checked="" type="checkbox"/> PE				GENERALE	
						<input type="checkbox"/> - <input checked="" type="checkbox"/>	
						<input type="checkbox"/>	
						<input type="checkbox"/>	
COD.	402	VIA		<b>Località Lagarine</b>			
	<b>CARATT.MECCANICHE</b>		<b>POSA</b>		<b>DIMENSIONI</b>		
	<input type="checkbox"/> PALO	<input type="checkbox"/> CLS	<input checked="" type="checkbox"/> POZZ.	<input type="checkbox"/> SCATOLA	<input type="checkbox"/> H.	<input type="checkbox"/> L.	9 m
	<input type="checkbox"/> CILINDRICO	<input checked="" type="checkbox"/> FE	<input type="checkbox"/> CLS	<input type="checkbox"/> PVC	<input checked="" type="checkbox"/> AcZn	<input type="checkbox"/> VERN.	
	<input checked="" type="checkbox"/> RASTREMATO	<input type="checkbox"/> PVC	<input checked="" type="checkbox"/> FE	<input type="checkbox"/> FE	<input type="checkbox"/>	<input type="checkbox"/>	
	<input type="checkbox"/> CONICO	<input type="checkbox"/> LEGNO	<input type="checkbox"/> PVC	<input type="checkbox"/> INCASSO	<input type="checkbox"/>	<input type="checkbox"/>	
				<input type="checkbox"/> ESTERNA			
<b>IDENTIFICAZIONE</b>		<b>CARATT.ELETTRICHE</b>		<b>POSIZIONE</b>		<b>CONDIZIONI</b>	
COORD. GPS		IP		<input checked="" type="checkbox"/> SEDE STRADALE		SOSTEGNO	
MARCA		CLASSE 1		BANCHINA		<input type="checkbox"/> - <input checked="" type="checkbox"/>	
TIPO		CUT OFF		MARCIAPIEDE		<input type="checkbox"/>	
QUADRO		SEMI CUT OFF <input checked="" type="checkbox"/>		ALTRO		DIFFUSORE	
Note: Curvo Situato interno proprietà privata		LINEA		Note:		<input type="checkbox"/> - <input checked="" type="checkbox"/>	
		SEZ.				<input type="checkbox"/>	
		<input checked="" type="checkbox"/> PE				GENERALE	
						<input type="checkbox"/> - <input checked="" type="checkbox"/>	
						<input type="checkbox"/>	
						<input type="checkbox"/>	

<b>00</b>	PIANO REGOLATORE DELL' ILLUMINAZIONE COMUNALE – PRIC – DEL COMUNE DI SCURELLE (TN)	<i>censimento</i>	
		Pag. 139 di 143	25_09_rel.doc


COD.	403	VIA <b>Località Lagarine</b>			
	<b>CARATT.MECCANICHE</b>		<b>POSA</b>		<b>DIMENSIONI</b>
	<input type="checkbox"/> PALO	<input type="checkbox"/> CLS	<input checked="" type="checkbox"/> POZZ.	<input type="checkbox"/> SCATOLA	<input type="checkbox"/> H. 9 m
	<input type="checkbox"/> CILINDRICO	<input checked="" type="checkbox"/> FE	<input type="checkbox"/> CLS	<input type="checkbox"/> PVC	<input type="checkbox"/> L.
	<input checked="" type="checkbox"/> RASTREMATO	<input type="checkbox"/> PVC	<input checked="" type="checkbox"/> FE	<input type="checkbox"/> FE	<input checked="" type="checkbox"/> AcZn
	<input type="checkbox"/> CONICO	<input type="checkbox"/> LEGNO	<input type="checkbox"/> PVC	<input type="checkbox"/> INCASSO	<input type="checkbox"/> VERN.
				<input type="checkbox"/> ESTERNA	
<b>IDENTIFICAZIONE</b>		<b>CARATT.ELETTRICHE</b>		<b>POSIZIONE</b>	
COORD. GPS		<input type="checkbox"/> IP		<input checked="" type="checkbox"/> SEDE STRADALE	
		<input type="checkbox"/> CLASSE 1		<input type="checkbox"/> BANCHINA	
MARCA		<input type="checkbox"/> CUT OFF		<input type="checkbox"/> MARCIAPIEDE	
TIPO		<input type="checkbox"/> SEMI CUT OFF		<input type="checkbox"/> ALTRO	
QUADRO		<input checked="" type="checkbox"/>		Note:	
Note: Curvo Situato interno proprietà privata		<input type="checkbox"/> LINEA			
		<input type="checkbox"/> SEZ.			
		<input checked="" type="checkbox"/> PE			
				<b>CONDIZIONI</b>	
				<b>SOSTEGNO</b>	
				<input type="checkbox"/> - <input type="checkbox"/>	
				<input type="checkbox"/> x	
				<b>DIFFUSORE</b>	
				<input type="checkbox"/> - <input type="checkbox"/>	
				<input type="checkbox"/> x	
				<b>GENERALE</b>	
				<input type="checkbox"/> - <input type="checkbox"/>	
				<input type="checkbox"/> x	
COD.	404	VIA <b>Località Lagarine</b>			
	<b>CARATT.MECCANICHE</b>		<b>POSA</b>		<b>DIMENSIONI</b>
	<input type="checkbox"/> PALO	<input type="checkbox"/> CLS	<input checked="" type="checkbox"/> POZZ.	<input type="checkbox"/> SCATOLA	<input type="checkbox"/> H. 9 m
	<input type="checkbox"/> CILINDRICO	<input checked="" type="checkbox"/> FE	<input type="checkbox"/> CLS	<input type="checkbox"/> PVC	<input type="checkbox"/> L.
	<input checked="" type="checkbox"/> RASTREMATO	<input type="checkbox"/> PVC	<input checked="" type="checkbox"/> FE	<input type="checkbox"/> FE	<input checked="" type="checkbox"/> AcZn
	<input type="checkbox"/> CONICO	<input type="checkbox"/> LEGNO	<input type="checkbox"/> PVC	<input type="checkbox"/> INCASSO	<input type="checkbox"/> VERN.
				<input type="checkbox"/> ESTERNA	
<b>IDENTIFICAZIONE</b>		<b>CARATT.ELETTRICHE</b>		<b>POSIZIONE</b>	
COORD. GPS		<input type="checkbox"/> IP		<input checked="" type="checkbox"/> SEDE STRADALE	
		<input type="checkbox"/> CLASSE 1		<input type="checkbox"/> BANCHINA	
MARCA		<input type="checkbox"/> CUT OFF		<input type="checkbox"/> MARCIAPIEDE	
TIPO		<input type="checkbox"/> SEMI CUT OFF		<input type="checkbox"/> ALTRO	
QUADRO		<input checked="" type="checkbox"/>		Note:	
Note: Curvo Situato interno proprietà privata		<input type="checkbox"/> LINEA			
		<input type="checkbox"/> SEZ.			
		<input checked="" type="checkbox"/> PE			
				<b>CONDIZIONI</b>	
				<b>SOSTEGNO</b>	
				<input type="checkbox"/> - <input type="checkbox"/>	
				<input type="checkbox"/> x	
				<b>DIFFUSORE</b>	
				<input type="checkbox"/> - <input type="checkbox"/>	
				<input type="checkbox"/> x	
				<b>GENERALE</b>	
				<input type="checkbox"/> - <input type="checkbox"/>	
				<input type="checkbox"/> x	
COD.	405	VIA <b>Località Lagarine</b>			
	<b>CARATT.MECCANICHE</b>		<b>POSA</b>		<b>DIMENSIONI</b>
	<input type="checkbox"/> PALO	<input type="checkbox"/> CLS	<input checked="" type="checkbox"/> POZZ.	<input type="checkbox"/> SCATOLA	<input type="checkbox"/> H. 9 m
	<input type="checkbox"/> CILINDRICO	<input checked="" type="checkbox"/> FE	<input type="checkbox"/> CLS	<input type="checkbox"/> PVC	<input type="checkbox"/> L.
	<input checked="" type="checkbox"/> RASTREMATO	<input type="checkbox"/> PVC	<input checked="" type="checkbox"/> FE	<input type="checkbox"/> FE	<input type="checkbox"/> AcZn
	<input type="checkbox"/> CONICO	<input type="checkbox"/> LEGNO	<input type="checkbox"/> PVC	<input type="checkbox"/> INCASSO	<input type="checkbox"/> VERN.
				<input type="checkbox"/> ESTERNA	
<b>IDENTIFICAZIONE</b>		<b>CARATT.ELETTRICHE</b>		<b>POSIZIONE</b>	
COORD. GPS		<input type="checkbox"/> IP		<input checked="" type="checkbox"/> SEDE STRADALE	
		<input type="checkbox"/> CLASSE 1		<input type="checkbox"/> BANCHINA	
MARCA		<input type="checkbox"/> CUT OFF		<input type="checkbox"/> MARCIAPIEDE	
TIPO		<input type="checkbox"/> SEMI CUT OFF		<input type="checkbox"/> ALTRO	
QUADRO		<input checked="" type="checkbox"/>		Note:	
Note: Curvo Situato interno proprietà privata		<input type="checkbox"/> LINEA			
		<input type="checkbox"/> SEZ.			
		<input checked="" type="checkbox"/> PE			
				<b>CONDIZIONI</b>	
				<b>SOSTEGNO</b>	
				<input type="checkbox"/> - <input type="checkbox"/>	
				<input type="checkbox"/> x	
				<b>DIFFUSORE</b>	
				<input type="checkbox"/> - <input type="checkbox"/>	
				<input type="checkbox"/> x	
				<b>GENERALE</b>	
				<input type="checkbox"/> - <input type="checkbox"/>	
				<input type="checkbox"/> x	


<b>00</b>	PIANO REGOLATORE DELL'ILLUMINAZIONE COMUNALE – PRIC – DEL COMUNE DI SCURELLE (TN)	<i>censimento</i>	
<b>SEZ</b>		Pag. 140 di 143	25_09_rel.doc


COD.	406	VIA <b>Località Lagarine</b>						
	<b>CARATT.MECCANICHE</b>			<b>POSA</b>		<b>DIMENSIONI</b>		
	<input type="checkbox"/> PALO	<input type="checkbox"/>	CLS	<input checked="" type="checkbox"/> POZZ.	<input type="checkbox"/>	SCATOLA	<input type="checkbox"/> H. 9 m	
	<input type="checkbox"/> CILINDRICO	<input checked="" type="checkbox"/>	FE	<input type="checkbox"/>	<input type="checkbox"/>	CLS	<input type="checkbox"/> L.	
	<input checked="" type="checkbox"/> RASTREMATO	<input type="checkbox"/>	PVC	<input checked="" type="checkbox"/>	<input type="checkbox"/>	FE	<input type="checkbox"/> AcZn	
	<input type="checkbox"/> CONICO	<input type="checkbox"/>	LEGNO	<input type="checkbox"/>	<input type="checkbox"/>	PVC	<input type="checkbox"/> VERN.	
	<input type="checkbox"/>	<input type="checkbox"/>		<input type="checkbox"/>	<input type="checkbox"/>	INCASSO	<input type="checkbox"/>	
	<input type="checkbox"/>	<input type="checkbox"/>		<input type="checkbox"/>	<input type="checkbox"/>	ESTERNA	<input type="checkbox"/>	
<b>IDENTIFICAZIONE</b>		<b>CARATT.ELETTRICHE</b>			<b>POSIZIONE</b>		<b>CONDIZIONI</b>	
COORD. GPS		<input type="checkbox"/> IP	<input type="checkbox"/>	<input checked="" type="checkbox"/> SEDE STRADALE	SOSTEGNO		<input type="checkbox"/> - <input checked="" type="checkbox"/>	
MARCA		<input type="checkbox"/> CLASSE	<input type="checkbox"/> 1	<input type="checkbox"/> BANCHINA	<input type="checkbox"/> x		DIFFUSORE	
TIPO		<input type="checkbox"/> CUT OFF	<input type="checkbox"/>	<input type="checkbox"/> MARCIAPIEDE	<input type="checkbox"/> - <input checked="" type="checkbox"/>		<input type="checkbox"/> x	
QUADRO		<input type="checkbox"/> SEMI CUT OFF	<input checked="" type="checkbox"/>	<input type="checkbox"/> ALTRO	<input type="checkbox"/> x		GENERALE	
Note: Curvo Situato interno proprietà privata		<input type="checkbox"/> LINEA	<input type="checkbox"/>	Note:	<input type="checkbox"/> - <input checked="" type="checkbox"/>		<input type="checkbox"/> x	
<input checked="" type="checkbox"/> SEZ.	<input type="checkbox"/>	<input type="checkbox"/>	<input type="checkbox"/>		<input type="checkbox"/> - <input checked="" type="checkbox"/>		<input type="checkbox"/> x	
<input checked="" type="checkbox"/> PE	<input type="checkbox"/>	<input type="checkbox"/>	<input type="checkbox"/>		<input type="checkbox"/> - <input checked="" type="checkbox"/>		<input type="checkbox"/> x	
COD.	407	VIA <b>Località Lagarine</b>						
	<b>CARATT.MECCANICHE</b>			<b>POSA</b>		<b>DIMENSIONI</b>		
	<input type="checkbox"/> PALO	<input type="checkbox"/>	CLS	<input type="checkbox"/> POZZ.	<input type="checkbox"/>	SCATOLA	<input type="checkbox"/> H. 9 m	
	<input type="checkbox"/> CILINDRICO	<input checked="" type="checkbox"/>	FE	<input type="checkbox"/>	<input type="checkbox"/>	CLS	<input type="checkbox"/> L.	
	<input checked="" type="checkbox"/> RASTREMATO	<input type="checkbox"/>	PVC	<input type="checkbox"/>	<input type="checkbox"/>	FE	<input type="checkbox"/> AcZn	
	<input type="checkbox"/> CONICO	<input type="checkbox"/>	LEGNO	<input type="checkbox"/>	<input type="checkbox"/>	PVC	<input type="checkbox"/> VERN.	
	<input type="checkbox"/>	<input type="checkbox"/>		<input type="checkbox"/>	<input type="checkbox"/>	INCASSO	<input type="checkbox"/>	
	<input type="checkbox"/>	<input type="checkbox"/>		<input type="checkbox"/>	<input type="checkbox"/>	ESTERNA	<input type="checkbox"/>	
<b>IDENTIFICAZIONE</b>		<b>CARATT.ELETTRICHE</b>			<b>POSIZIONE</b>		<b>CONDIZIONI</b>	
COORD. GPS		<input type="checkbox"/> IP	<input type="checkbox"/>	<input checked="" type="checkbox"/> SEDE STRADALE	SOSTEGNO		<input type="checkbox"/> - <input checked="" type="checkbox"/>	
MARCA		<input type="checkbox"/> CLASSE	<input type="checkbox"/> 1	<input type="checkbox"/> BANCHINA	<input type="checkbox"/> x		DIFFUSORE	
TIPO		<input type="checkbox"/> CUT OFF	<input type="checkbox"/>	<input type="checkbox"/> MARCIAPIEDE	<input type="checkbox"/> - <input checked="" type="checkbox"/>		<input type="checkbox"/> x	
QUADRO		<input type="checkbox"/> SEMI CUT OFF	<input checked="" type="checkbox"/>	<input type="checkbox"/> ALTRO	<input type="checkbox"/> x		GENERALE	
Note: Curvo Situato interno proprietà privata		<input type="checkbox"/> LINEA	<input type="checkbox"/>	Note:	<input type="checkbox"/> - <input checked="" type="checkbox"/>		<input type="checkbox"/> x	
<input checked="" type="checkbox"/> SEZ.	<input type="checkbox"/>	<input type="checkbox"/>	<input type="checkbox"/>		<input type="checkbox"/> - <input checked="" type="checkbox"/>		<input type="checkbox"/> x	
<input checked="" type="checkbox"/> PE	<input type="checkbox"/>	<input type="checkbox"/>	<input type="checkbox"/>		<input type="checkbox"/> - <input checked="" type="checkbox"/>		<input type="checkbox"/> x	
COD.	408	VIA <b>Località Lagarine</b>						
	<b>CARATT.MECCANICHE</b>			<b>POSA</b>		<b>DIMENSIONI</b>		
	<input type="checkbox"/> PALO	<input type="checkbox"/>	CLS	<input checked="" type="checkbox"/> POZZ.	<input type="checkbox"/>	SCATOLA	<input type="checkbox"/> H. 9 m	
	<input type="checkbox"/> CILINDRICO	<input checked="" type="checkbox"/>	FE	<input type="checkbox"/>	<input type="checkbox"/>	CLS	<input type="checkbox"/> L.	
	<input checked="" type="checkbox"/> RASTREMATO	<input type="checkbox"/>	PVC	<input checked="" type="checkbox"/>	<input type="checkbox"/>	FE	<input type="checkbox"/> AcZn	
	<input type="checkbox"/> CONICO	<input type="checkbox"/>	LEGNO	<input type="checkbox"/>	<input type="checkbox"/>	PVC	<input type="checkbox"/> VERN.	
	<input type="checkbox"/>	<input type="checkbox"/>		<input type="checkbox"/>	<input type="checkbox"/>	INCASSO	<input type="checkbox"/>	
	<input type="checkbox"/>	<input type="checkbox"/>		<input type="checkbox"/>	<input type="checkbox"/>	ESTERNA	<input type="checkbox"/>	
<b>IDENTIFICAZIONE</b>		<b>CARATT.ELETTRICHE</b>			<b>POSIZIONE</b>		<b>CONDIZIONI</b>	
COORD. GPS		<input type="checkbox"/> IP	<input type="checkbox"/>	<input checked="" type="checkbox"/> SEDE STRADALE	SOSTEGNO		<input type="checkbox"/> - <input checked="" type="checkbox"/>	
MARCA		<input type="checkbox"/> CLASSE	<input type="checkbox"/> 1	<input type="checkbox"/> BANCHINA	<input type="checkbox"/> x		DIFFUSORE	
TIPO		<input type="checkbox"/> CUT OFF	<input type="checkbox"/>	<input type="checkbox"/> MARCIAPIEDE	<input type="checkbox"/> - <input checked="" type="checkbox"/>		<input type="checkbox"/> x	
QUADRO		<input type="checkbox"/> SEMI CUT OFF	<input checked="" type="checkbox"/>	<input type="checkbox"/> ALTRO	<input type="checkbox"/> x		GENERALE	
Note: Curvo Situato interno proprietà privata		<input type="checkbox"/> LINEA	<input type="checkbox"/>	Note:	<input type="checkbox"/> - <input checked="" type="checkbox"/>		<input type="checkbox"/> x	
<input checked="" type="checkbox"/> SEZ.	<input type="checkbox"/>	<input type="checkbox"/>	<input type="checkbox"/>		<input type="checkbox"/> - <input checked="" type="checkbox"/>		<input type="checkbox"/> x	
<input checked="" type="checkbox"/> PE	<input type="checkbox"/>	<input type="checkbox"/>	<input type="checkbox"/>		<input type="checkbox"/> - <input checked="" type="checkbox"/>		<input type="checkbox"/> x	



<b>00</b>	PIANO REGOLATORE DELL'ILLUMINAZIONE COMUNALE – PRIC – DEL COMUNE DI SCURELLE (TN)	<i>censimento</i>	
<b>SEZ</b>		Pag. 141 di 143	25_09_rel.doc



COD.	409	VIA <b>Via Salesai</b>	
	<b>CARATT.MECCANICHE</b>		<b>POSA</b>
	<input type="checkbox"/> PALO	<input type="checkbox"/> CLS	<input checked="" type="checkbox"/> POZZ.
	<input type="checkbox"/> CILINDRICO	<input checked="" type="checkbox"/> FE	<input type="checkbox"/> SCATOLA
	<input type="checkbox"/> RASTREMATO	<input type="checkbox"/> PVC	<input checked="" type="checkbox"/> CLS
	<input checked="" type="checkbox"/> CONICO	<input type="checkbox"/> LEGNO	<input type="checkbox"/> FE
			<input type="checkbox"/> PVC
			<input type="checkbox"/> INCASSO
			<input type="checkbox"/> ESTERNA
<b>IDENTIFICAZIONE</b>		<b>CONDIZIONI</b>	
COORD. GPS		SEDE STRADALE	
MARCA		BANCHINA	
TIPO		<input checked="" type="checkbox"/> MARCIAPIEDE	
QUADRO		ALTRO	
Note: Globo con riflettore		Note:	
<b>CARATT.ELETTRICHE</b>		<b>SOSTEGNO</b>	
<input type="checkbox"/> IP	<input type="checkbox"/> CLASSE 1	<input type="checkbox"/> - <input checked="" type="checkbox"/>	
<input type="checkbox"/> CUT OFF	<input type="checkbox"/> SEMI CUT OFF	<input type="checkbox"/> x	
<input type="checkbox"/> LINEA N1VVK	<input checked="" type="checkbox"/> SEZ.	<b>DIFFUSORE</b>	
<input checked="" type="checkbox"/> PE		<input type="checkbox"/> - <input checked="" type="checkbox"/>	
		<input type="checkbox"/> x	
		<b>GENERALE</b>	
		<input type="checkbox"/> - <input checked="" type="checkbox"/>	
		<input type="checkbox"/> x	

COD.	410	VIA <b>Via Salesai</b>	
	<b>CARATT.MECCANICHE</b>		<b>POSA</b>
	<input type="checkbox"/> PALO	<input type="checkbox"/> CLS	<input checked="" type="checkbox"/> POZZ.
	<input type="checkbox"/> CILINDRICO	<input checked="" type="checkbox"/> FE	<input type="checkbox"/> SCATOLA
	<input type="checkbox"/> RASTREMATO	<input type="checkbox"/> PVC	<input checked="" type="checkbox"/> CLS
	<input checked="" type="checkbox"/> CONICO	<input type="checkbox"/> LEGNO	<input type="checkbox"/> FE
			<input type="checkbox"/> PVC
			<input type="checkbox"/> INCASSO
			<input type="checkbox"/> ESTERNA
<b>IDENTIFICAZIONE</b>		<b>CONDIZIONI</b>	
COORD. GPS		SEDE STRADALE	
MARCA		BANCHINA	
TIPO		<input checked="" type="checkbox"/> MARCIAPIEDE	
QUADRO		ALTRO	
Note: Globo con riflettore		Note:	
<b>CARATT.ELETTRICHE</b>		<b>SOSTEGNO</b>	
<input type="checkbox"/> IP	<input type="checkbox"/> CLASSE 1	<input type="checkbox"/> - <input checked="" type="checkbox"/>	
<input type="checkbox"/> CUT OFF	<input type="checkbox"/> SEMI CUT OFF	<input type="checkbox"/> x	
<input type="checkbox"/> LINEA N1VVK	<input checked="" type="checkbox"/> SEZ.	<b>DIFFUSORE</b>	
<input checked="" type="checkbox"/> PE		<input type="checkbox"/> - <input checked="" type="checkbox"/>	
		<input type="checkbox"/> x	
		<b>GENERALE</b>	
		<input type="checkbox"/> - <input checked="" type="checkbox"/>	
		<input type="checkbox"/> x	

COD.	411	VIA <b>Via Salesai</b>	
	<b>CARATT.MECCANICHE</b>		<b>POSA</b>
	<input type="checkbox"/> PALO	<input type="checkbox"/> CLS	<input type="checkbox"/> POZZ.
	<input checked="" type="checkbox"/> CILINDRICO	<input type="checkbox"/> FE	<input type="checkbox"/> SCATOLA
	<input type="checkbox"/> RASTREMATO	<input type="checkbox"/> PVC	<input type="checkbox"/> CLS
	<input checked="" type="checkbox"/> CONICO	<input type="checkbox"/> LEGNO	<input type="checkbox"/> FE
			<input type="checkbox"/> PVC
			<input type="checkbox"/> INCASSO
			<input type="checkbox"/> ESTERNA
<b>IDENTIFICAZIONE</b>		<b>CONDIZIONI</b>	
COORD. GPS		SEDE STRADALE	
MARCA		BANCHINA	
TIPO		<input checked="" type="checkbox"/> MARCIAPIEDE	
QUADRO		ALTRO	
Note: Globo con riflettore		Note:	
<b>CARATT.ELETTRICHE</b>		<b>SOSTEGNO</b>	
<input type="checkbox"/> IP	<input type="checkbox"/> CLASSE 1	<input type="checkbox"/> - <input checked="" type="checkbox"/>	
<input type="checkbox"/> CUT OFF	<input type="checkbox"/> SEMI CUT OFF	<input type="checkbox"/> x	
<input type="checkbox"/> LINEA N1VVK	<input checked="" type="checkbox"/> SEZ.	<b>DIFFUSORE</b>	
<input checked="" type="checkbox"/> PE		<input type="checkbox"/> - <input checked="" type="checkbox"/>	
		<input type="checkbox"/> x	
		<b>GENERALE</b>	
		<input type="checkbox"/> - <input checked="" type="checkbox"/>	
		<input type="checkbox"/> x	

COD.	412	VIA <b>Via Salesai</b>						
		<b>CARATT.MECCANICHE</b>			<b>POSA</b>		<b>DIMENSIONI</b>	
		<input type="checkbox"/> PALO		<input type="checkbox"/> CLS	<input type="checkbox"/> POZZ.	<input type="checkbox"/> SCATOLA	<input type="checkbox"/> H.	4 m
		<input type="checkbox"/> CILINDRICO	<input checked="" type="checkbox"/>	<input type="checkbox"/> FE	<input type="checkbox"/> CLS	<input type="checkbox"/> PVC	<input type="checkbox"/> L.	
		<input type="checkbox"/> RASTREMATO		<input type="checkbox"/> PVC	<input type="checkbox"/> FE	<input type="checkbox"/> FE	<input type="checkbox"/> AcZn	
		<input checked="" type="checkbox"/> CONICO		<input type="checkbox"/> LEGNO	<input type="checkbox"/> PVC	<input type="checkbox"/> INCASSO	<input type="checkbox"/> VERN.	
						<input type="checkbox"/> ESTERNA		
<b>IDENTIFICAZIONE</b>		<b>CARATT.ELETTRICHE</b>			<b>POSIZIONE</b>		<b>CONDIZIONI</b>	
COORD. GPS		<input type="checkbox"/> IP			<input type="checkbox"/> SEDE STRADALE	SOSTEGNO		
MARCA		<input type="checkbox"/> CLASSE	<input type="checkbox"/> 1		<input type="checkbox"/> BANCHINA	<input type="checkbox"/> -	<input type="checkbox"/> ↺	
TIPO		<input type="checkbox"/> CUT OFF			<input checked="" type="checkbox"/> MARCIAPIEDE		<input type="checkbox"/> x	
QUADRO		<input type="checkbox"/> SEMI CUT OFF	<input checked="" type="checkbox"/>		<input type="checkbox"/> ALTRO	DIFFUSORE		
Note: Globo con riflettore		<input type="checkbox"/> LINEA	<input type="checkbox"/> N1VVK		Note:	<input type="checkbox"/> -	<input type="checkbox"/> ↺	
		<input type="checkbox"/> SEZ.					<input type="checkbox"/> x	
		<input checked="" type="checkbox"/> PE				GENERALE		
						<input type="checkbox"/> -	<input type="checkbox"/> ↺	
							<input type="checkbox"/> x	
COD.	413	VIA <b>Via Salesai</b>						
		<b>CARATT.MECCANICHE</b>			<b>POSA</b>		<b>DIMENSIONI</b>	
		<input type="checkbox"/> PALO		<input type="checkbox"/> CLS	<input type="checkbox"/> POZZ.	<input type="checkbox"/> SCATOLA	<input type="checkbox"/> H.	4 m
		<input type="checkbox"/> CILINDRICO	<input checked="" type="checkbox"/>	<input type="checkbox"/> FE	<input type="checkbox"/> CLS	<input type="checkbox"/> PVC	<input type="checkbox"/> L.	
		<input type="checkbox"/> RASTREMATO		<input type="checkbox"/> PVC	<input type="checkbox"/> FE	<input type="checkbox"/> FE	<input type="checkbox"/> AcZn	
		<input checked="" type="checkbox"/> CONICO		<input type="checkbox"/> LEGNO	<input type="checkbox"/> PVC	<input type="checkbox"/> INCASSO	<input type="checkbox"/> VERN.	
						<input type="checkbox"/> ESTERNA		
<b>IDENTIFICAZIONE</b>		<b>CARATT.ELETTRICHE</b>			<b>POSIZIONE</b>		<b>CONDIZIONI</b>	
COORD. GPS		<input type="checkbox"/> IP			<input type="checkbox"/> SEDE STRADALE	SOSTEGNO		
MARCA		<input type="checkbox"/> CLASSE	<input type="checkbox"/> 1		<input type="checkbox"/> BANCHINA	<input type="checkbox"/> -	<input type="checkbox"/> ↺	
TIPO		<input type="checkbox"/> CUT OFF			<input checked="" type="checkbox"/> MARCIAPIEDE		<input type="checkbox"/> x	
QUADRO		<input type="checkbox"/> SEMI CUT OFF	<input checked="" type="checkbox"/>		<input type="checkbox"/> ALTRO	DIFFUSORE		
Note: Globo con riflettore		<input type="checkbox"/> LINEA	<input type="checkbox"/> N1VVK		Note:	<input type="checkbox"/> -	<input type="checkbox"/> ↺	
		<input type="checkbox"/> SEZ.					<input type="checkbox"/> x	
		<input checked="" type="checkbox"/> PE				GENERALE		
						<input type="checkbox"/> -	<input type="checkbox"/> ↺	
							<input type="checkbox"/> x	
COD.	414	VIA <b>Via Salesai</b>						
		<b>CARATT.MECCANICHE</b>			<b>POSA</b>		<b>DIMENSIONI</b>	
		<input type="checkbox"/> PALO		<input type="checkbox"/> CLS	<input type="checkbox"/> POZZ.	<input type="checkbox"/> SCATOLA	<input type="checkbox"/> H.	4 m
		<input type="checkbox"/> CILINDRICO	<input checked="" type="checkbox"/>	<input type="checkbox"/> FE	<input type="checkbox"/> CLS	<input type="checkbox"/> PVC	<input type="checkbox"/> L.	
		<input type="checkbox"/> RASTREMATO		<input type="checkbox"/> PVC	<input type="checkbox"/> FE	<input type="checkbox"/> FE	<input type="checkbox"/> AcZn	
		<input checked="" type="checkbox"/> CONICO		<input type="checkbox"/> LEGNO	<input type="checkbox"/> PVC	<input type="checkbox"/> INCASSO	<input type="checkbox"/> VERN.	
						<input type="checkbox"/> ESTERNA		
<b>IDENTIFICAZIONE</b>		<b>CARATT.ELETTRICHE</b>			<b>POSIZIONE</b>		<b>CONDIZIONI</b>	
COORD. GPS		<input type="checkbox"/> IP			<input type="checkbox"/> SEDE STRADALE	SOSTEGNO		
MARCA		<input type="checkbox"/> CLASSE	<input type="checkbox"/> 1		<input type="checkbox"/> BANCHINA	<input type="checkbox"/> -	<input type="checkbox"/> ↺	
TIPO		<input type="checkbox"/> CUT OFF			<input checked="" type="checkbox"/> MARCIAPIEDE		<input type="checkbox"/> x	
QUADRO		<input type="checkbox"/> SEMI CUT OFF	<input checked="" type="checkbox"/>		<input type="checkbox"/> ALTRO	DIFFUSORE		
Note: Globo con riflettore		<input type="checkbox"/> LINEA	<input type="checkbox"/> N1VVK		Note:	<input type="checkbox"/> -	<input type="checkbox"/> ↺	
		<input type="checkbox"/> SEZ.					<input type="checkbox"/> x	
		<input checked="" type="checkbox"/> PE				GENERALE		
						<input type="checkbox"/> -	<input type="checkbox"/> ↺	
							<input type="checkbox"/> x	

<b>00</b>	PIANO REGOLATORE DELL'ILLUMINAZIONE COMUNALE – PRIC – DEL COMUNE DI SCURELLE (TN)	<i>censimento</i>	
<b>SEZ</b>		Pag. 143 di 143	25_09_rel.doc

COD.	415	VIA <b>Via Salesai</b>						
	<b>CARATT.MECCANICHE</b>			<b>POSA</b>		<b>DIMENSIONI</b>		
	<input type="checkbox"/> PALO		CLS	<input type="checkbox"/> POZZ.		SCATOLA	<input type="checkbox"/> H.	4 m
	<input type="checkbox"/> CILINDRICO	<input checked="" type="checkbox"/>	FE	<input type="checkbox"/> CLS		PVC	<input type="checkbox"/> L.	
	<input type="checkbox"/> RASTREMATO		PVC	<input type="checkbox"/> FE		FE	<input type="checkbox"/> AcZn	
	<input checked="" type="checkbox"/> CONICO		LEGNO	<input type="checkbox"/> PVC		INCASSO	<input type="checkbox"/> VERN.	
						ESTERNA		
<b>IDENTIFICAZIONE</b>		<b>CARATT.ELETTRICHE</b>			<b>POSIZIONE</b>		<b>CONDIZIONI</b>	
COORD. GPS		<input type="checkbox"/> IP			<input checked="" type="checkbox"/> SEDE STRADALE		<b>SOSTEGNO</b>	
MARCA		<input type="checkbox"/> CLASSE	1		<input type="checkbox"/> BANCHINA		<input type="checkbox"/> -	<input checked="" type="checkbox"/>
TIPO		<input type="checkbox"/> CUT OFF			<input type="checkbox"/> MARCIAPIEDE			<input checked="" type="checkbox"/>
QUADRO		<input type="checkbox"/> SEMI CUT OFF	<input checked="" type="checkbox"/>		<input type="checkbox"/> ALTRO		<b>DIFFUSORE</b>	
Note: Globo con riflettore		<input type="checkbox"/> LINEA	N1VVK		Note:		<input type="checkbox"/> -	<input checked="" type="checkbox"/>
		<input type="checkbox"/> SEZ.						<input checked="" type="checkbox"/>
		<input checked="" type="checkbox"/> PE					<b>GENERALE</b>	
							<input type="checkbox"/> -	<input checked="" type="checkbox"/>
								<input checked="" type="checkbox"/>
COD.		VIA						
	<b>CARATT.MECCANICHE</b>			<b>POSA</b>		<b>DIMENSIONI</b>		
	<input type="checkbox"/> PALO		CLS	<input type="checkbox"/> POZZ.		SCATOLA	<input type="checkbox"/> H.	
	<input type="checkbox"/> CILINDRICO		FE	<input type="checkbox"/> CLS		PVC	<input type="checkbox"/> L.	
	<input type="checkbox"/> RASTREMATO		PVC	<input type="checkbox"/> FE		FE	<input type="checkbox"/> AcZn	
	<input type="checkbox"/> CONICO		LEGNO	<input type="checkbox"/> PVC		INCASSO	<input type="checkbox"/> VERN.	
						ESTERNA		
<b>IDENTIFICAZIONE</b>		<b>CARATT.ELETTRICHE</b>			<b>POSIZIONE</b>		<b>CONDIZIONI</b>	
COORD. GPS		<input type="checkbox"/> IP			<input checked="" type="checkbox"/> SEDE STRADALE		<b>SOSTEGNO</b>	
MARCA		<input type="checkbox"/> CLASSE	1		<input type="checkbox"/> BANCHINA		<input type="checkbox"/> -	<input checked="" type="checkbox"/>
TIPO		<input type="checkbox"/> CUT OFF			<input type="checkbox"/> MARCIAPIEDE			<input checked="" type="checkbox"/>
QUADRO		<input type="checkbox"/> SEMI CUT OFF	<input checked="" type="checkbox"/>		<input type="checkbox"/> ALTRO		<b>DIFFUSORE</b>	
Note: Globo con riflettore		<input type="checkbox"/> LINEA			Note:		<input type="checkbox"/> -	<input checked="" type="checkbox"/>
		<input type="checkbox"/> SEZ.						<input checked="" type="checkbox"/>
		<input type="checkbox"/> PE					<b>GENERALE</b>	
							<input type="checkbox"/> -	<input checked="" type="checkbox"/>
								<input checked="" type="checkbox"/>